



US00D324628S

United States Patent [19]

[11] Patent Number: **Des. 324,628**

Ishida et al.

[45] Date of Patent: **** Mar. 17, 1992**

[54] PRUNING SHEARS

[75] Inventors: **Kimikazu Ishida; Tsuneo Ishida**, both of Miki, Japan

[73] Assignee: **Saboten, Co., Ltd.**, Hyogo, Japan

[*] Notice: The portion of the term of this patent subsequent to Feb. 11, 2006 has been disclaimed.

[**] Term: **14 Years**

[21] Appl. No.: **446,162**

[22] Filed: **Dec. 4, 1989**

[30] Foreign Application Priority Data

Aug. 10, 1989 [JP] Japan 1-29416

[52] U.S. Cl. **D8/5**

[58] Field of Search D8/4, 5; 30/173, 194, 30/223, 230, 244-245, 248-250, 252, 254, 257, 261-262, 341

[56] References Cited

U.S. PATENT DOCUMENTS

- D. 151,791 11/1948 Smith D8/5
- D. 275,362 9/1984 Ishida et al. D8/5
- D. 275,363 9/1984 Ishida et al. D8/5
- D. 275,645 9/1984 Ishida et al. D8/5

FOREIGN PATENT DOCUMENTS

- 671989 10/1963 Canada 30/261
- 2304276 10/1976 France 30/262
- 2081635 2/1982 United Kingdom 30/252

OTHER PUBLICATIONS

Amer. Catalog No. 21-990, May 1986, p. 35, pruning shears.

Smith and Hawken, Summer 1988, p. 25, pruners, circled picture left side of page.

Williams-Sonoma Gardener's Eden Catalogue, p. 18, Felco pruners, item D on lower right side of page.

Primary Examiner—Wallace R. Burke

Assistant Examiner—H. Baynham

Attorney, Agent, or Firm—Koda and Androlia

[57] CLAIM

The ornamental design for pruning shears, as shown and described.

DESCRIPTION

FIG. 1 is a front elevational view of pruning shears showing our new design; -

FIG. 2 is a rear elevational view thereof;

FIG. 3 is a side elevational view thereof;

FIG. 4 is an opposite side elevational view thereof;

FIG. 5 is a top plan view thereof;

FIG. 6 is a bottom plan view thereof;

FIG. 7 is a perspective view thereof; and

FIG. 8 is a perspective view with the blades of the pruning shears opened.

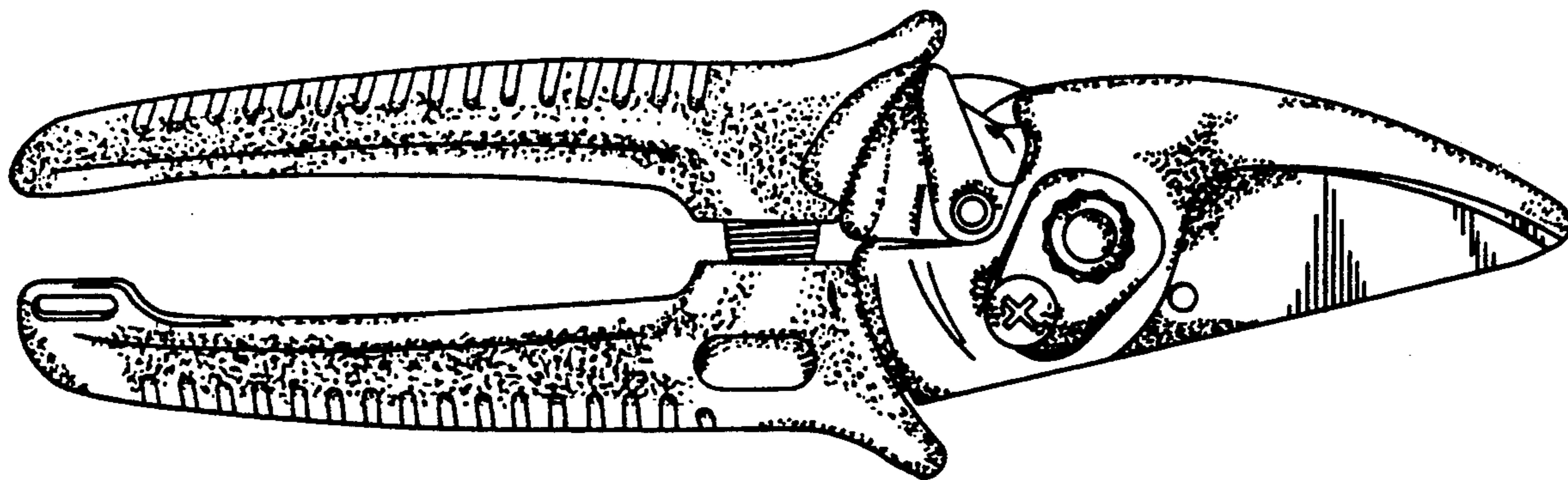


FIG. 1

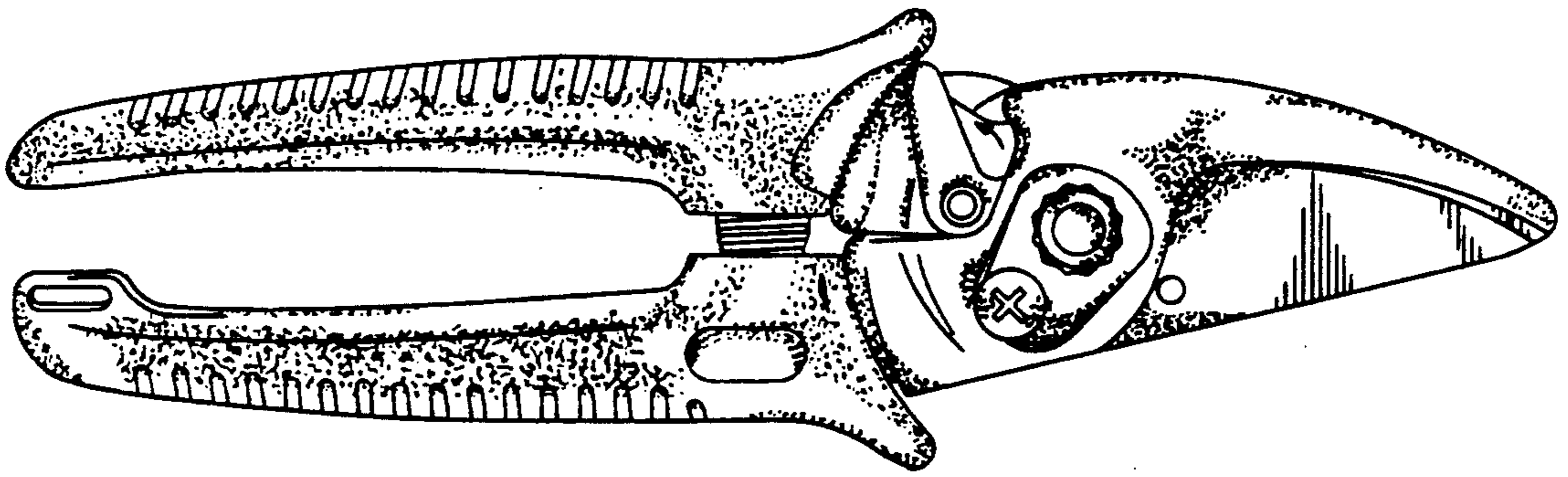


FIG. 2

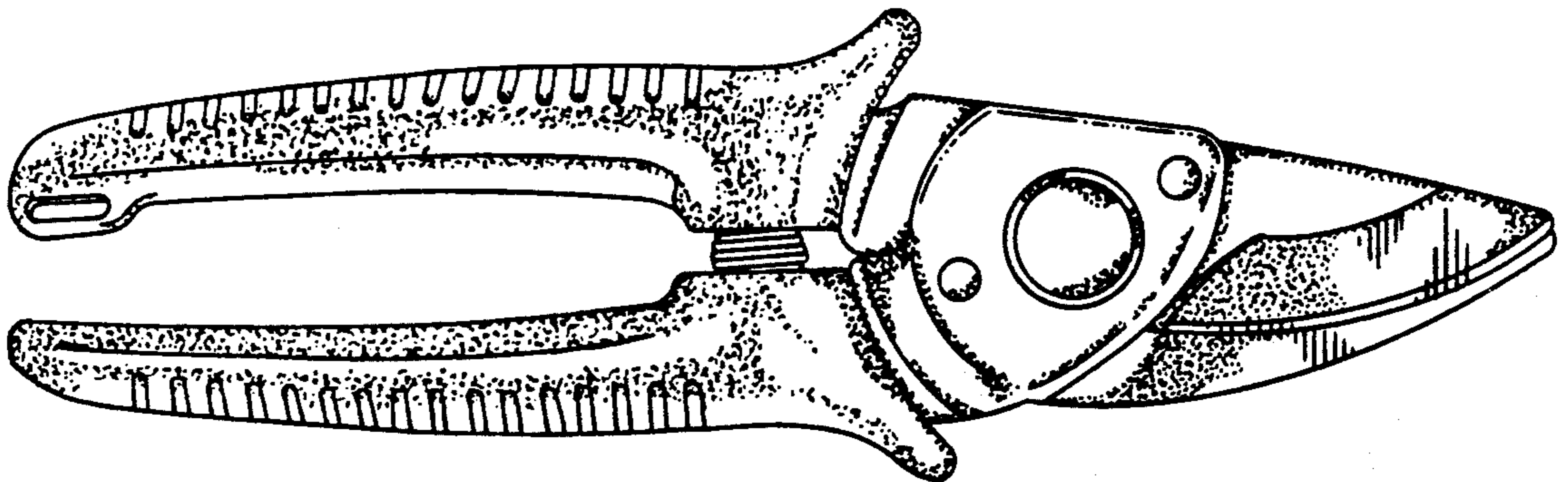


FIG. 3

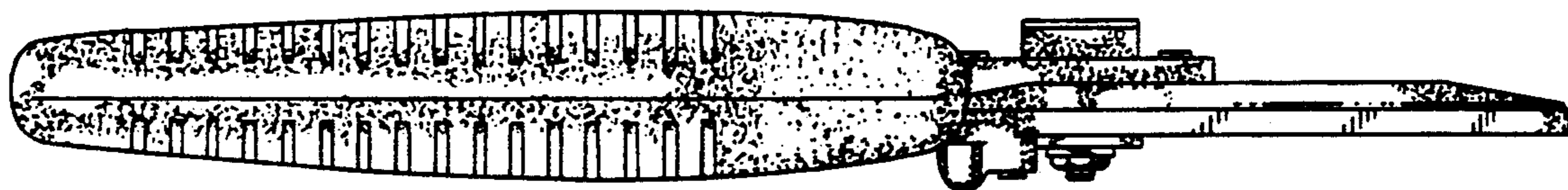


FIG. 4


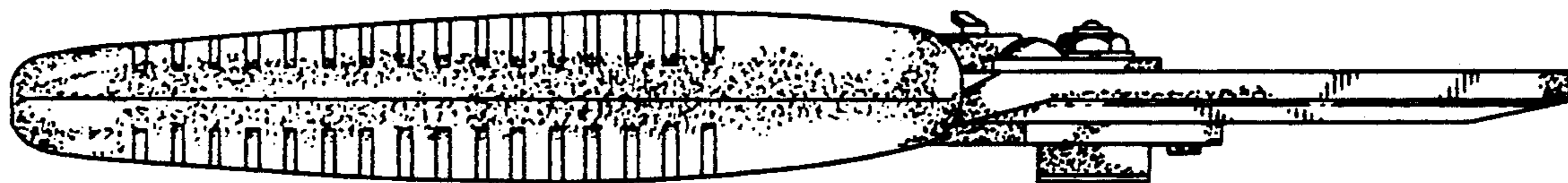


FIG. 5

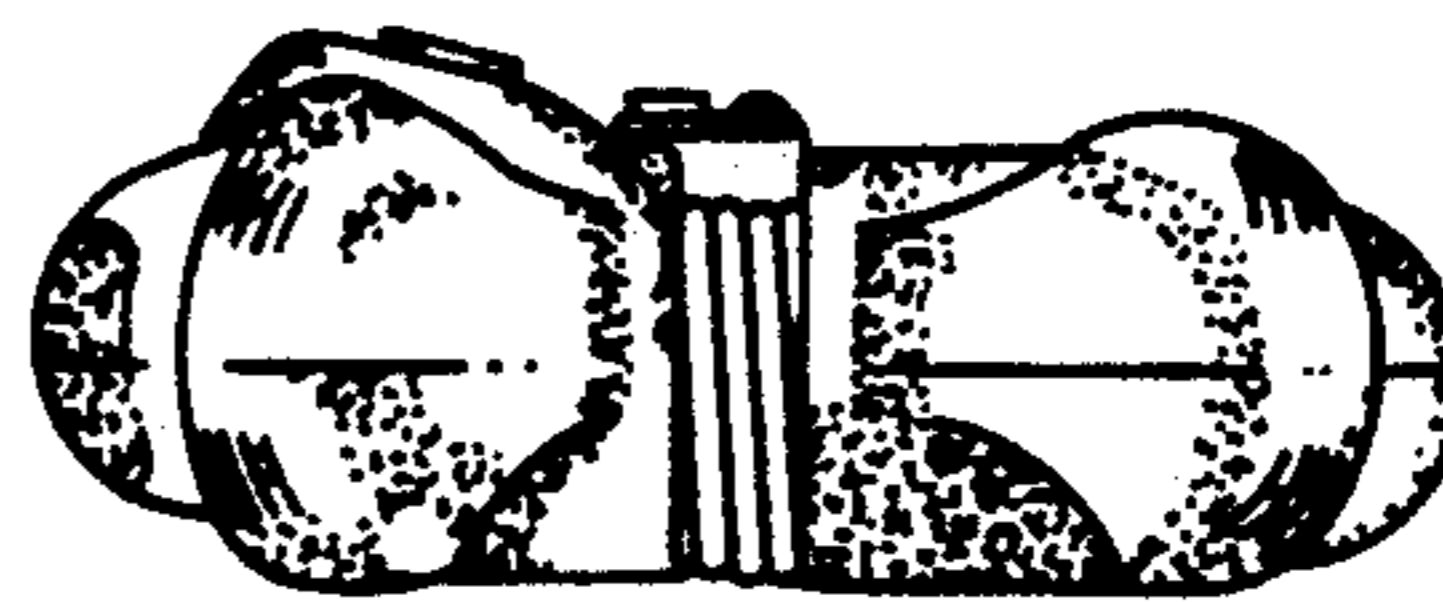


FIG. 6

FIG. 7

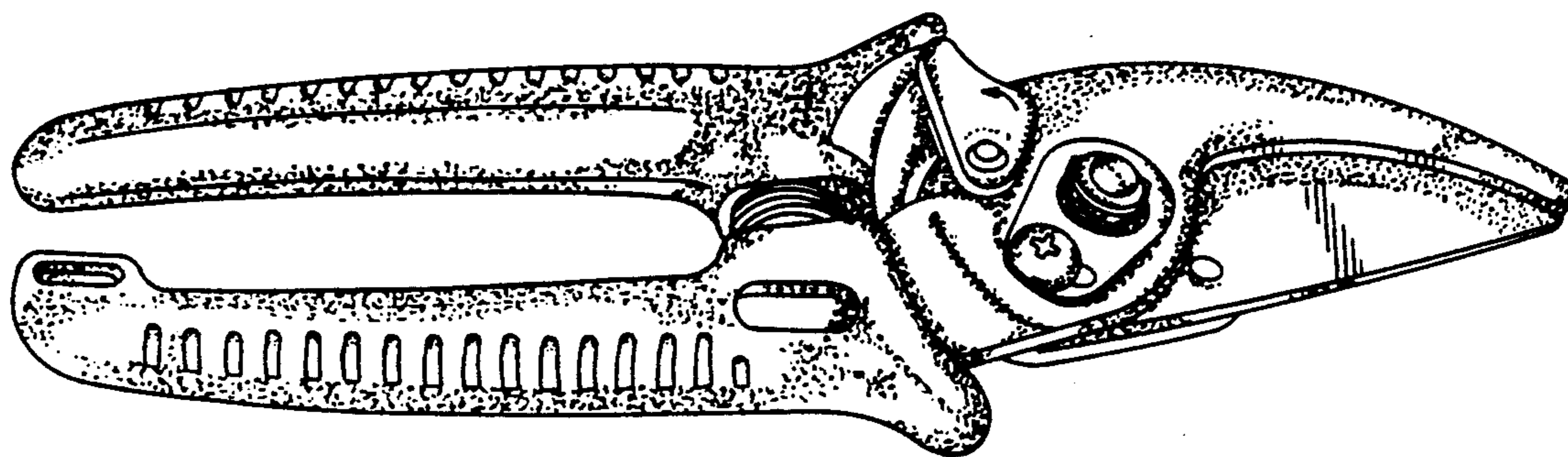


FIG. 8

