



US00D324615S

United States Patent [19]

[11] Patent Number: **Des. 324,615**

Diffrient

[45] Date of Patent: **** Mar. 17, 1992**

[54] **TABLE LEG**

D. 283,094 3/1986 Strand et al. D6/484 X
D. 314,299 2/1991 Diffrient D6/495

[75] Inventor: **Niels Diffrient, Ridgefield, Conn.**

[73] Assignee: **Howe Furniture Corporation, Trumbull, Conn.**

[*] Notice: The portion of the term of this patent subsequent to Feb. 5, 2005 has been disclaimed.

[**] Term: **14 Years**

[21] Appl. No.: **216,263**

[22] Filed: **Jul. 7, 1988**

[52] U.S. Cl. **D6/495; D6/498**

[58] Field of Search **D6/495, 496, 498, 499, D6/480, 486, 487; 108/132**

[56] **References Cited**

U.S. PATENT DOCUMENTS

D. 161,897 2/1951 Bishop et al. D6/498
D. 223,498 4/1975 Daum D6/495
D. 248,139 6/1978 Petersen D6/480
D. 276,864 12/1984 Ponzellini D6/498

OTHER PUBLICATIONS

Devoke Data Products, p. 13, Workstations.

Primary Examiner—Bruce W. Dunkins
Assistant Examiner—Janice E. Seeger
Attorney, Agent, or Firm—Parmelee, Bollinger & Bramblett

[57] **CLAIM**

The ornamental design for a table leg, as shown and described.

DESCRIPTION

FIG. 1 is a perspective view of a table leg, showing my new design;
FIG. 2 is a top plan view;
FIG. 3 is a side elevational view, the opposite side being a mirror image thereof;
FIG. 4 is an end elevational view, the opposite end being identical thereto; and,
FIG. 5 is a bottom plan view.

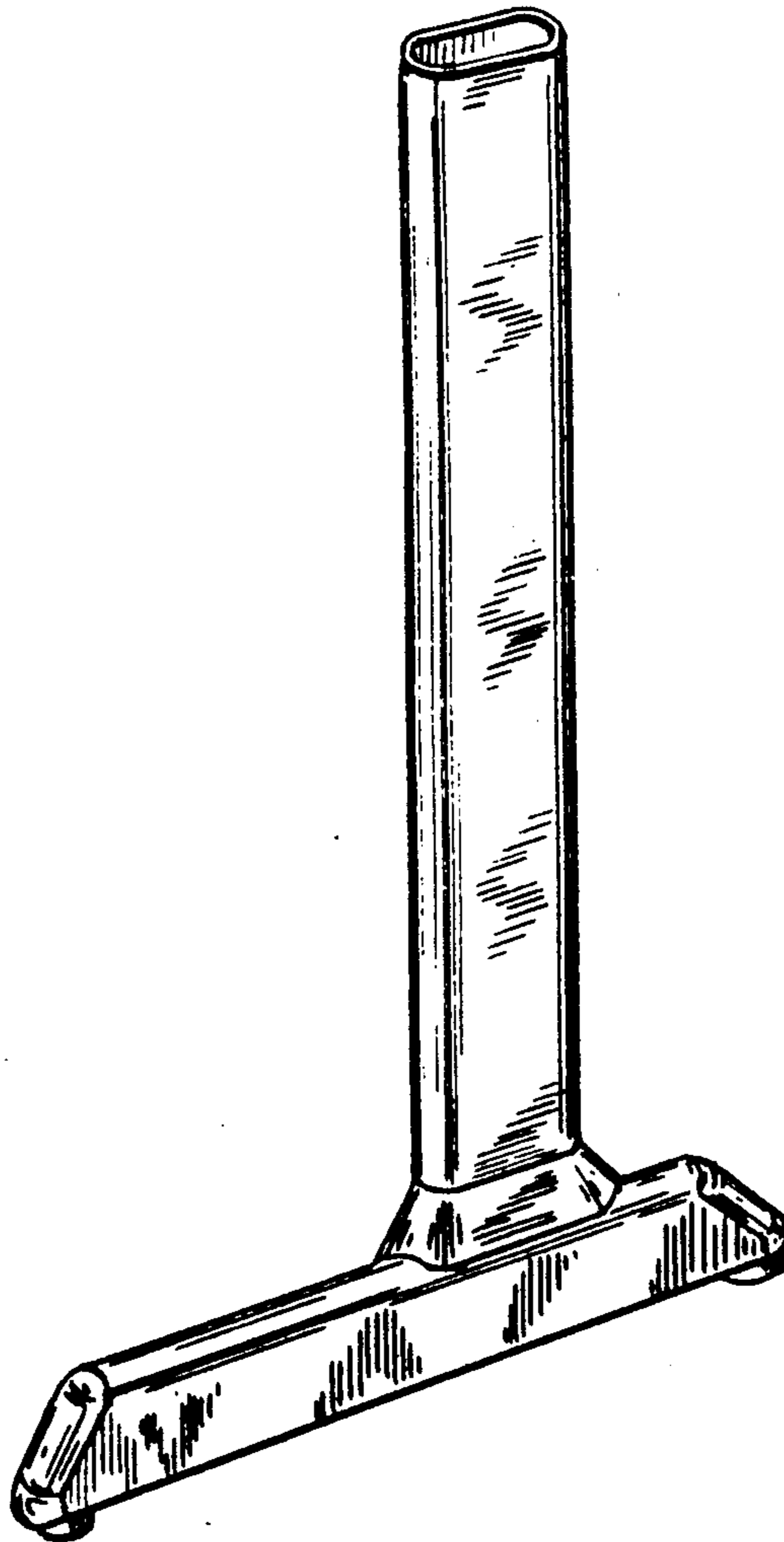


Fig. 2.



Fig. 4.




Fig. 3.

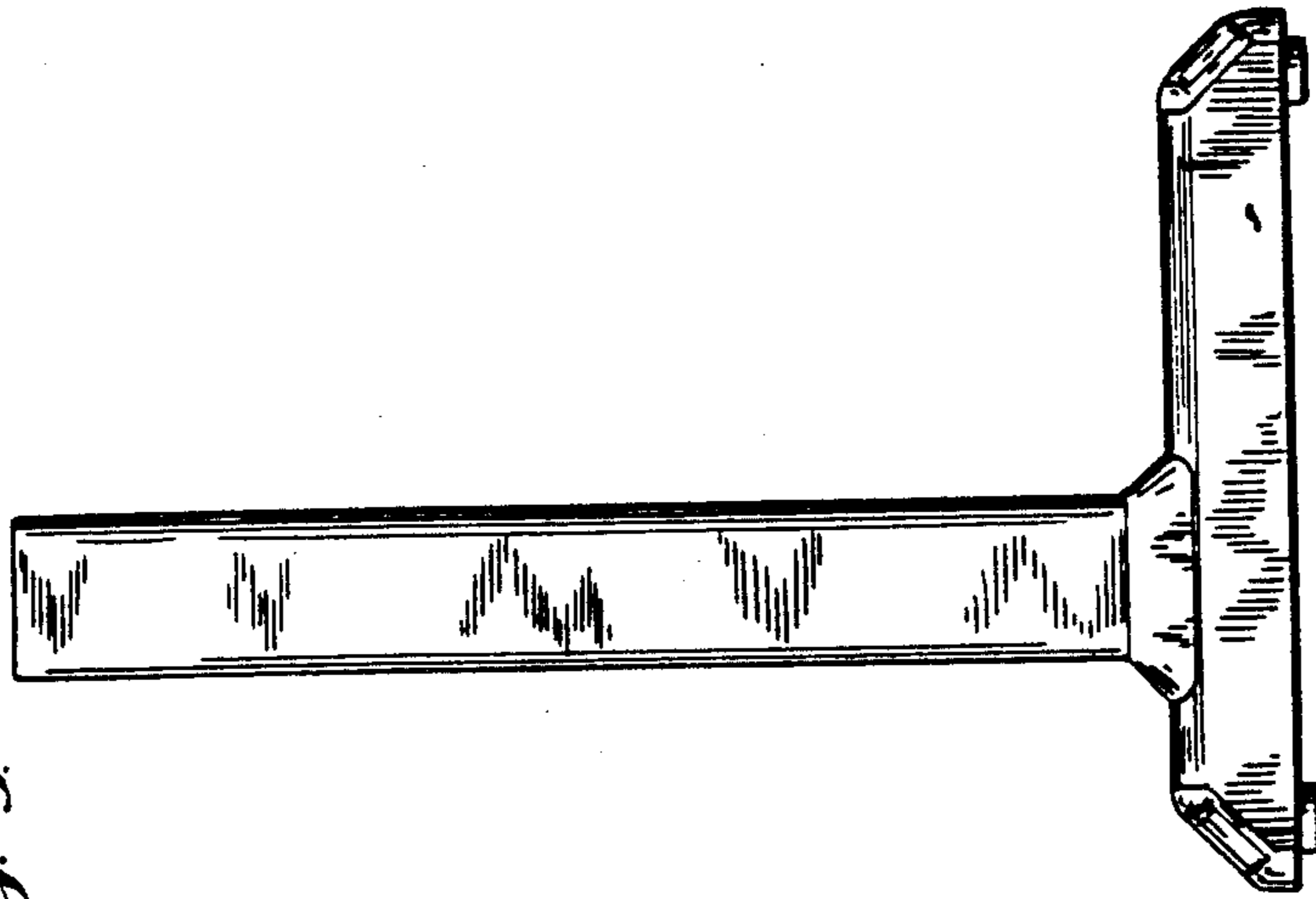


Fig. 5.



Fig. 1.

