



US00D324582S

United States Patent [19]

[11] Patent Number: **Des. 324,582**

Rizzi et al.

[45] Date of Patent: **** Mar. 10, 1992**

[54] ADJUSTABLE LAMP

[75] Inventors: **John J. Rizzi, Weston; Anthony B. Rorke, Fairfield, both of Conn.**

[73] Assignee: **Westinghouse Electric Corp., Pittsburgh, Pa.**

[**] Term: **14 Years**

[21] Appl. No.: **473,843**

[22] Filed: **Feb. 2, 1990**

[52] U.S. Cl. **D26/65**

[58] Field of Search **D26/60-66, D26/72, 87, 92; 362/410-414, 418, 419, 428, 269, 275, 287, 147, 432**

[56] References Cited

U.S. PATENT DOCUMENTS

- D. 292,236 10/1987 Caldwell D26/65
- D. 304,242 10/1989 Sträter D26/65
- 999,283 8/1911 White 362/410 X

OTHER PUBLICATIONS

C L S "Portable Taskmaster"™ Lighting Catalog, 1988, Adjustable Lamp #TM-705-BT. Form, 1-1985, p. 31, Adjustable Clamp-on Lamp. Nessen Lamps Catalog #13, ©1981, p. 15, Wall Mounted Adjustable Lamp #NW1059CP.

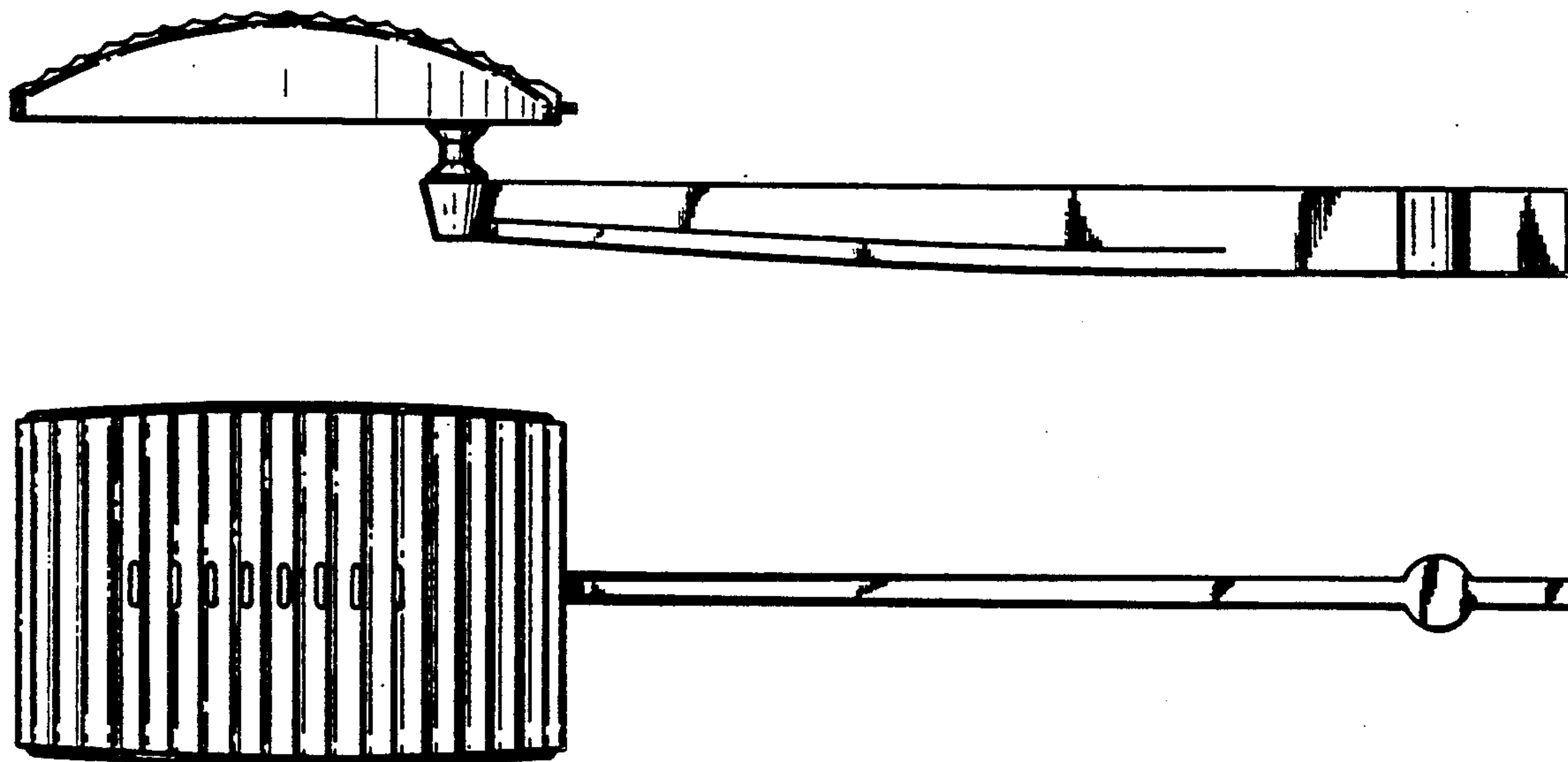
Primary Examiner—Susan J. Lucas
Attorney, Agent, or Firm—B. R. Studebaker

[57] CLAIM

The ornamental design for an adjustable lamp, as shown and described.

DESCRIPTION

FIG. 1 is a left side elevational view of an adjustable lamp showing our new design; FIG. 2 is a top plan view thereof; FIG. 3 is a bottom plan view thereof; FIG. 4 is a front elevational view thereof; and FIG. 5 is a rear elevational view thereof.






FIG. 1




FIG. 2




FIG. 3




FIG. 4



FIG. 5