



US00D324571S

# United States Patent [19]

[11] Patent Number: **Des. 324,571**

Yamasaki

[45] Date of Patent: **\*\* Mar. 10, 1992**

## [54] COMBINED EXTENDIBLE AND CONTRACTIBLE MASSAGE TABLE

[75] Inventor: **Yoshikiyo Yamasaki, Osaka, Japan**

[73] Assignees: **Kabushiki Kaisha Fuji Iryoki, Osaka; Kabushiki Kaisha Japan Health, Sakai, both of Japan**

[\*\*] Term: **14 Years**

[21] Appl. No.: **314,206**

[22] Filed: **Feb. 22, 1989**

[52] U.S. Cl. .... **D24/183; D24/200**

[58] Field of Search ..... **D24/36, 183, 200, 215; 128/57, 58, 52, 60, 33, 70-74; 5/211, 212, 181, 184**

### [56] References Cited

#### U.S. PATENT DOCUMENTS

D. 273,038	3/1984	Masuda .....	D24/36
D. 275,322	8/1984	Nakao et al. ....	D24/36
D. 298,170	10/1988	Masuda et al. ....	D24/36
2,204,624	6/1940	Rupp .	
3,759,250	9/1973	Salata .	
4,373,516	2/1983	Masuda et al. .	
4,412,534	11/1983	Hamabe et al. .	
4,656,998	4/1987	Masuda et al. .	
4,662,362	5/1987	Masuda et al. .	
4,947,833	8/1990	Yamasaki .	

## FOREIGN PATENT DOCUMENTS

2949366 5/1981 Fed. Rep. of Germany .

*Primary Examiner*—Stella Reid

*Attorney, Agent, or Firm*—Flynn, Thiel, Boutell & Tanis

### [57] CLAIM

The ornamental design for a combined extendible and contractible massage table, as shown and described.

### DESCRIPTION

FIG. 1 is a front elevational view of a combined extendible and contractible massage table showing my new design in an extended condition;

FIG. 2 is a top plan view thereof;

FIG. 3 is a rear elevational view thereof;

FIG. 4 is a bottom plan view thereof;

FIG. 5 is a left side elevational view thereof;

FIG. 6 is a right side elevational view thereof;

FIG. 7 is a cross-sectional view taken along line A—A of FIG. 2;

FIG. 8 is a perspective view thereof;

FIG. 9 is a front elevational view thereof, in a contracted condition;

FIG. 10 is a cross-sectional view taken along line B—B of FIG. 13;

FIG. 11 is a perspective view thereof, in a contracted condition;

FIG. 12 is a bottom plan view thereof, in a contracted condition; and

FIG. 13 is a top plan view thereof, in a contracted condition.

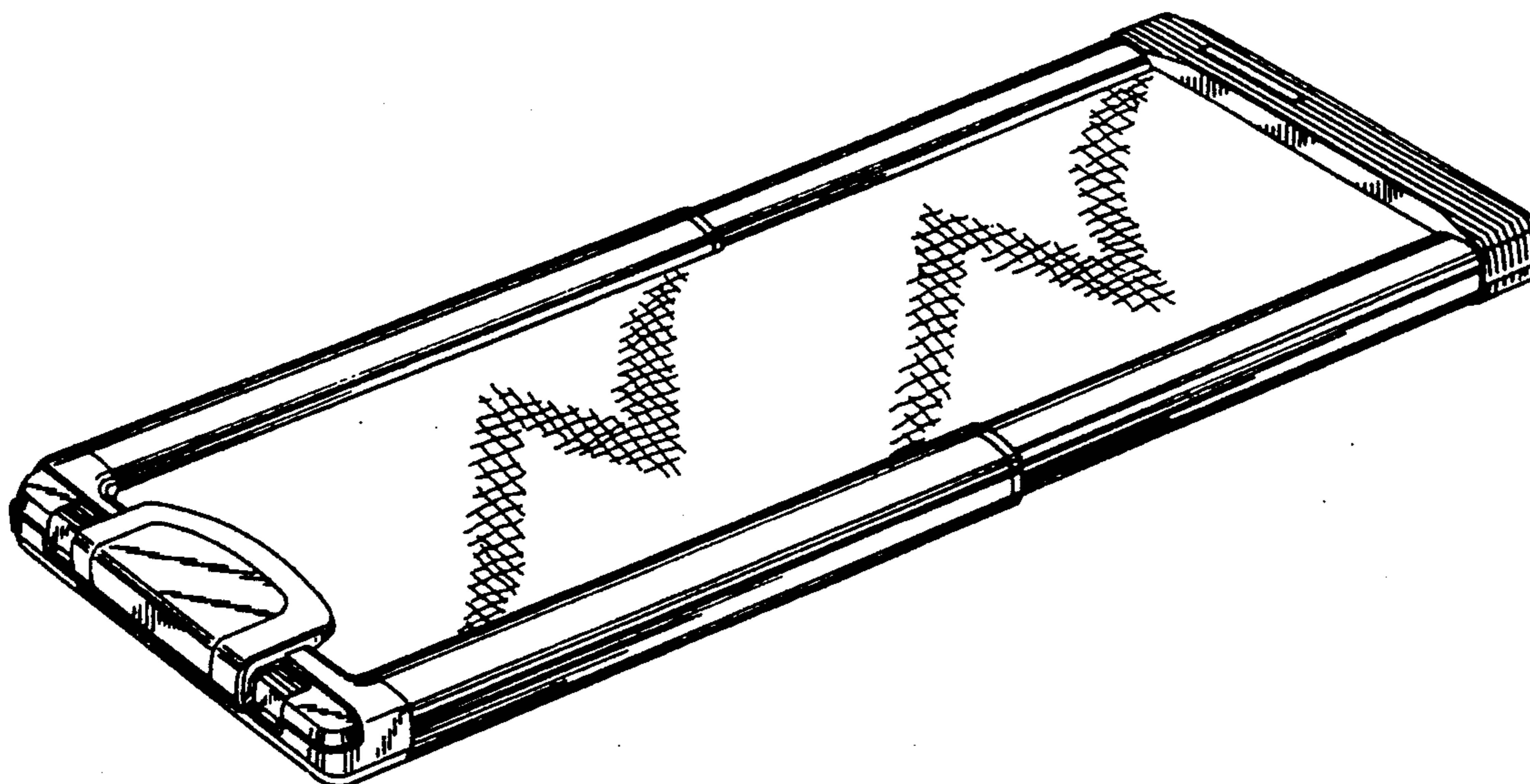


FIG. 1




FIG. 2

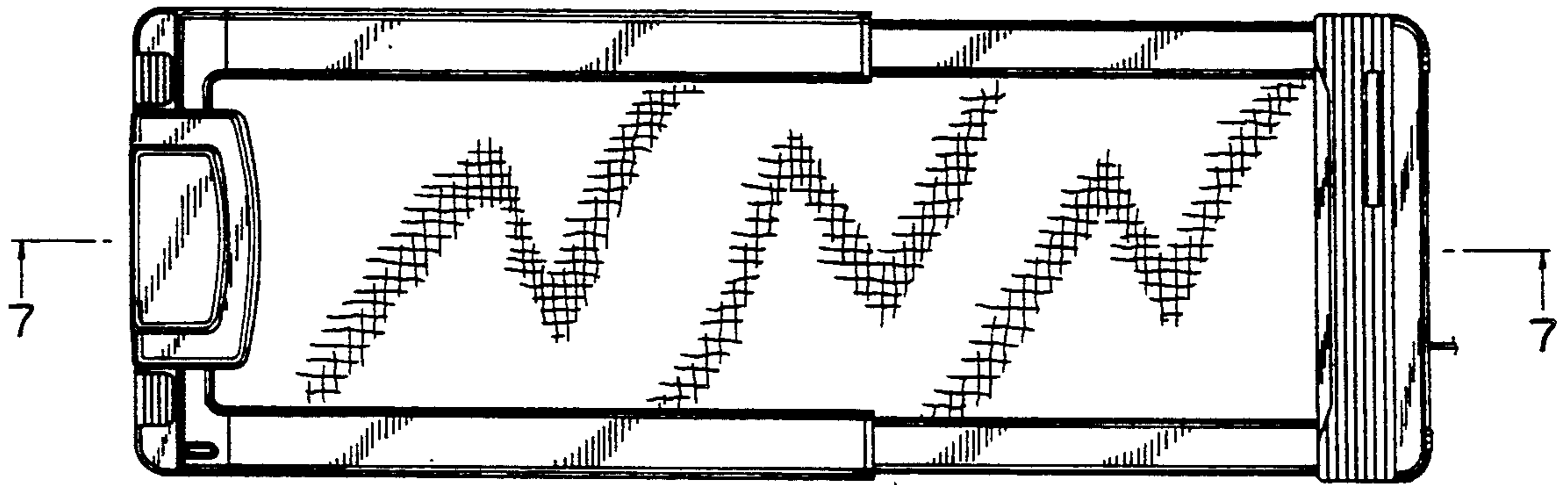


FIG. 3



FIG. 4

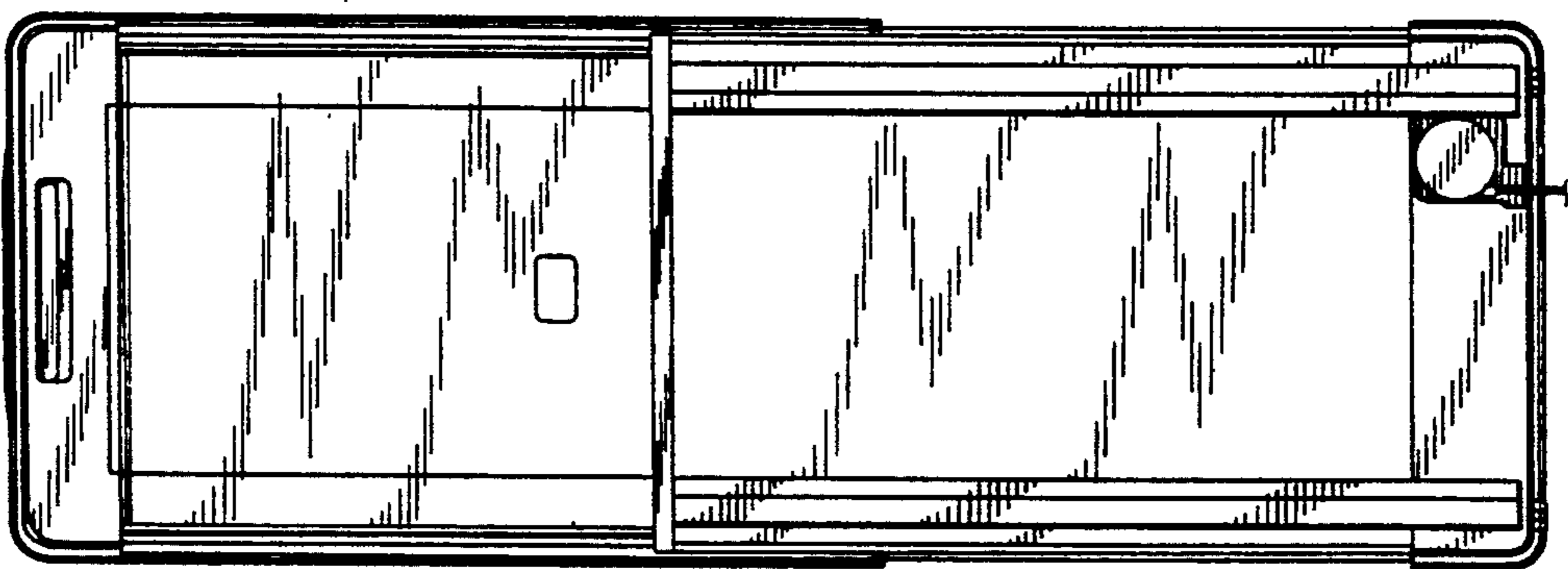


FIG. 5



FIG. 6




FIG. 7

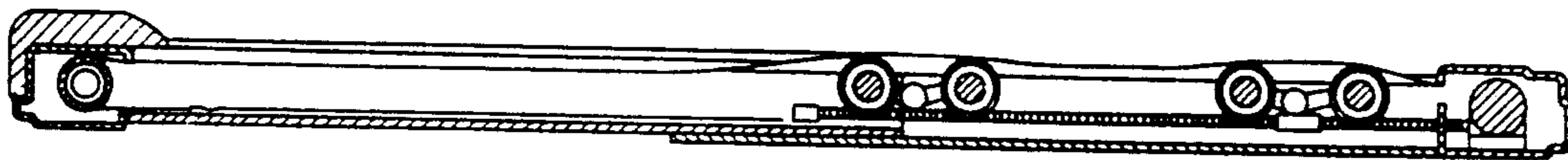


FIG. 8

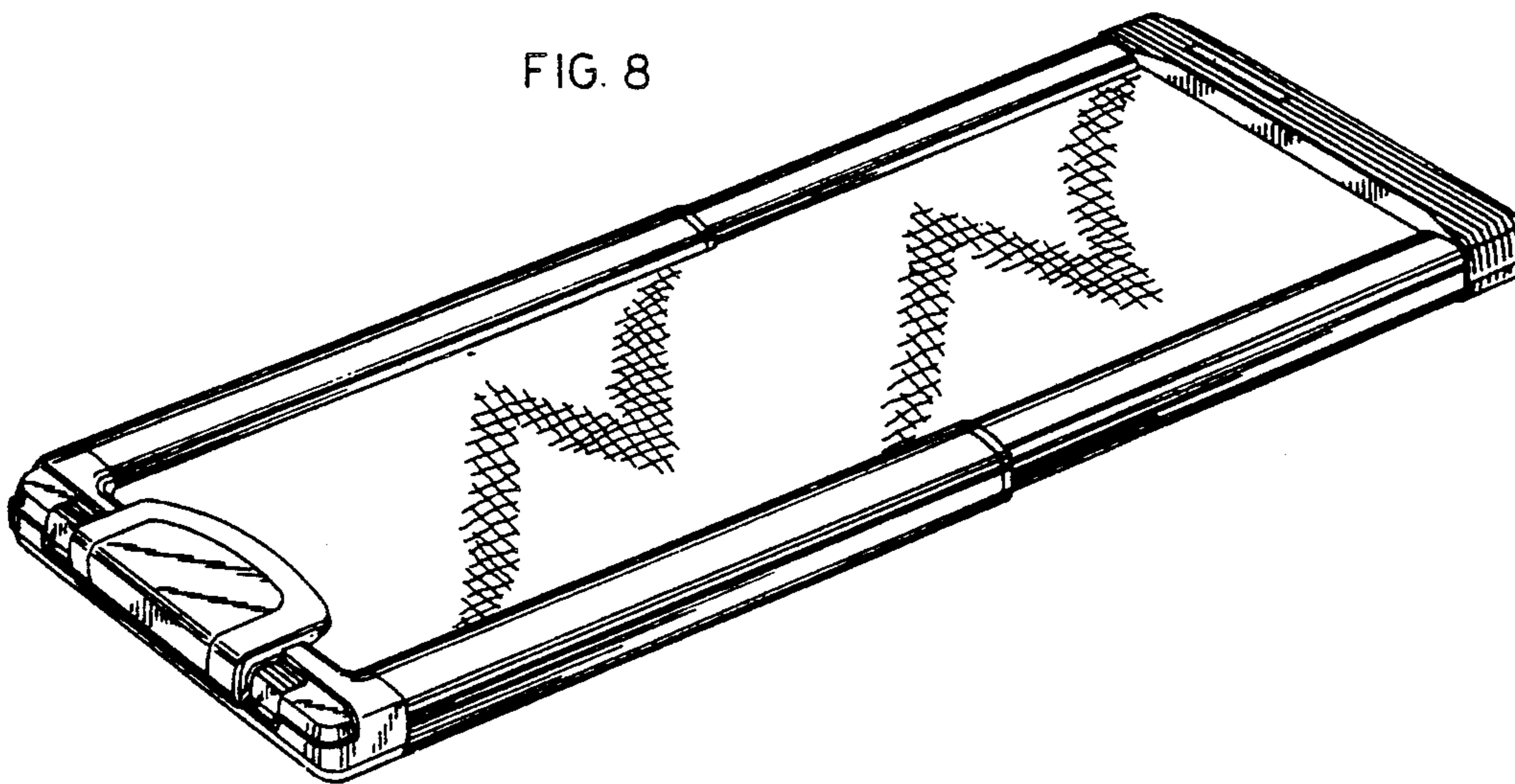


FIG. 9




FIG. 10



FIG. 11




FIG. 12

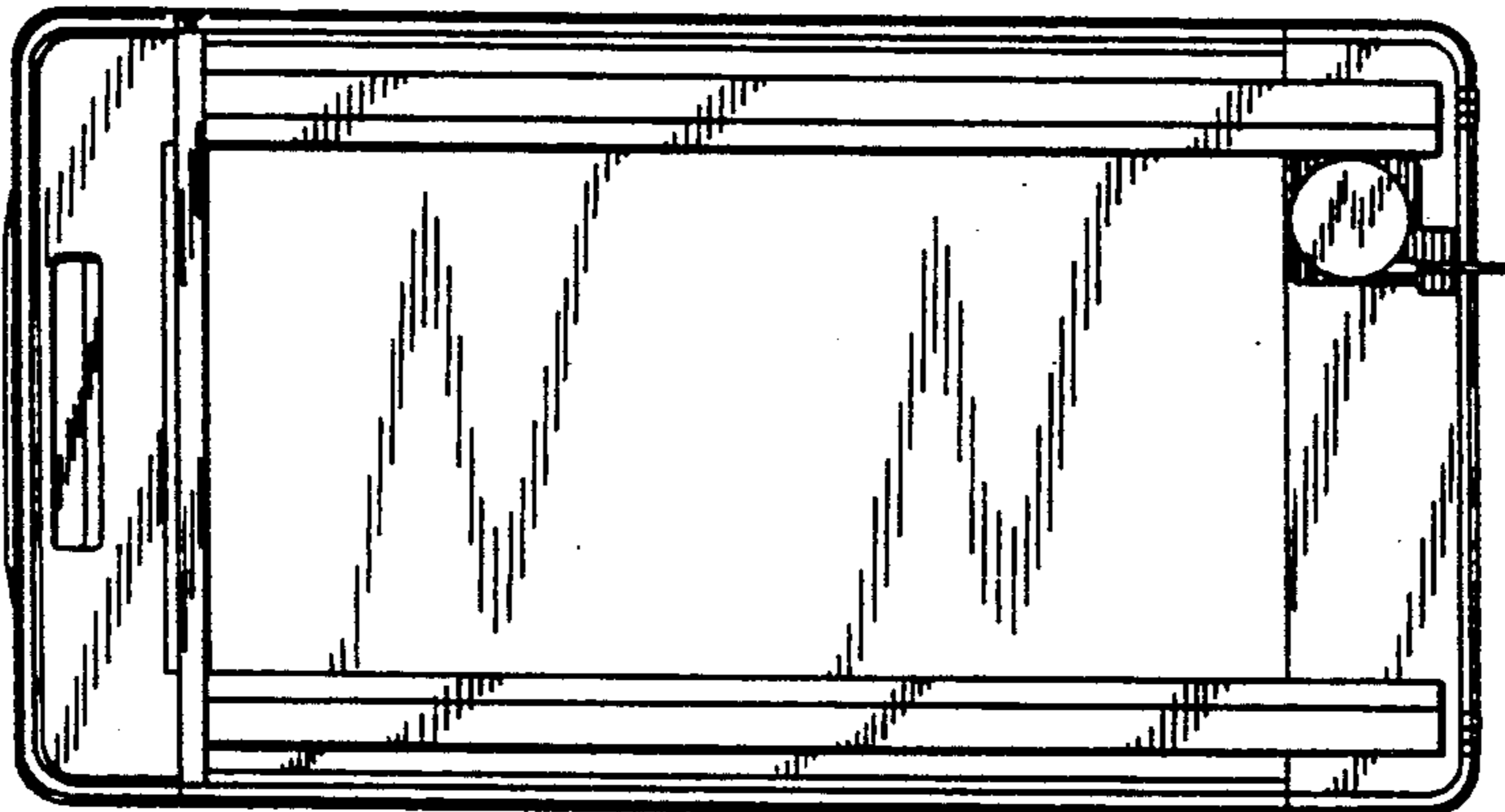



FIG. 13



UNITED STATES PATENT AND TRADEMARK OFFICE  
**CERTIFICATE OF CORRECTION**

PATENT NO. : D 324 571  
DATED : March 10, 1992  
INVENTOR(S) : Yoshikiyo Yamasaki

It is certified that error appears in the above-identified patent and that said Letters Patent is hereby corrected as shown below:

On the title page under **DESCRIPTION**,  
line 9; change "line A-A" to ---line 7-7---.  
line 14; change "line B-B" to ---line 10-10---.

Signed and Sealed this  
Twenty-first Day of September, 1993



Attest:

BRUCE LEHMAN

Attesting Officer

Commissioner of Patents and Trademarks