



US00D324563S

United States Patent [19]

[11] Patent Number: **Des. 324,563**

Bonnell

[45] Date of Patent: **** Mar. 10, 1992**

[54] FAUCET HANDLE OR THE LIKE

[75] Inventor: **Thomas A. Bonnell, Sheboygan, Wis.**

[73] Assignee: **Kohler Co., Kohler, Wis.**

[**] Term: **14 Years**

[21] Appl. No.: **615,812**

[22] Filed: **Nov. 16, 1990**

[52] U.S. Cl. **D23/252; D8/307; D8/319; D8/320**

[58] Field of Search **D23/238-243, D23/250-257; D8/300, 301, 305-307, 310-312, 315, 319, 320, 350; 4/191, 192; 16/110, 118, 119, 121, 125**

[56] **References Cited**

U.S. PATENT DOCUMENTS

D. 139,355	11/1944	Trombley	D23/252
D. 149,206	4/1948	Otto	D23/243
D. 199,426	10/1964	Armstrong	D23/252
D. 219,781	1/1971	Niemann	D23/252
D. 219,782	1/1971	Tiller	D23/252
D. 221,431	8/1971	Petterson	D23/252
D. 227,466	6/1973	Genaro et al.	D23/252
D. 254,088	1/1980	Haug	D23/252
D. 290,164	6/1987	Ko	D23/252
D. 290,389	6/1987	Ko	D23/252

D. 290,492	6/1987	Hill et al.	D23/238
D. 290,740	7/1987	Yost	D23/252
D. 291,238	8/1987	Haug et al.	D23/252
D. 297,257	8/1988	Kohler, Jr. et al.	D23/252
D. 299,739	2/1989	Kohler, Jr. et al.	D23/252
3,369,566	2/1968	Schmitt et al.	D23/238 X

OTHER PUBLICATIONS

Domestic Engineering, Feb. 1987, p. 55.
Delta-Delex Faucets Catalog, ©1976, front cover, handle at top of page.
A 1989 Ideal Standard ad.


Primary Examiner—James R. Largen
Attorney, Agent, or Firm—Quarles & Brady

[57] CLAIM

The ornamental design for a faucet handle or the like, as shown and described.

DESCRIPTION

FIG. 1 is a perspective view taken from the top, front and right side of a faucet handle or the like showing my new design;
FIG. 2 is a top plan view thereof;
FIG. 3 is a rear elevational view thereof;
FIG. 4 is a front elevational view thereof; and
FIG. 5 is a right side elevational view thereof, the left side being the mirror image of the right side shown.



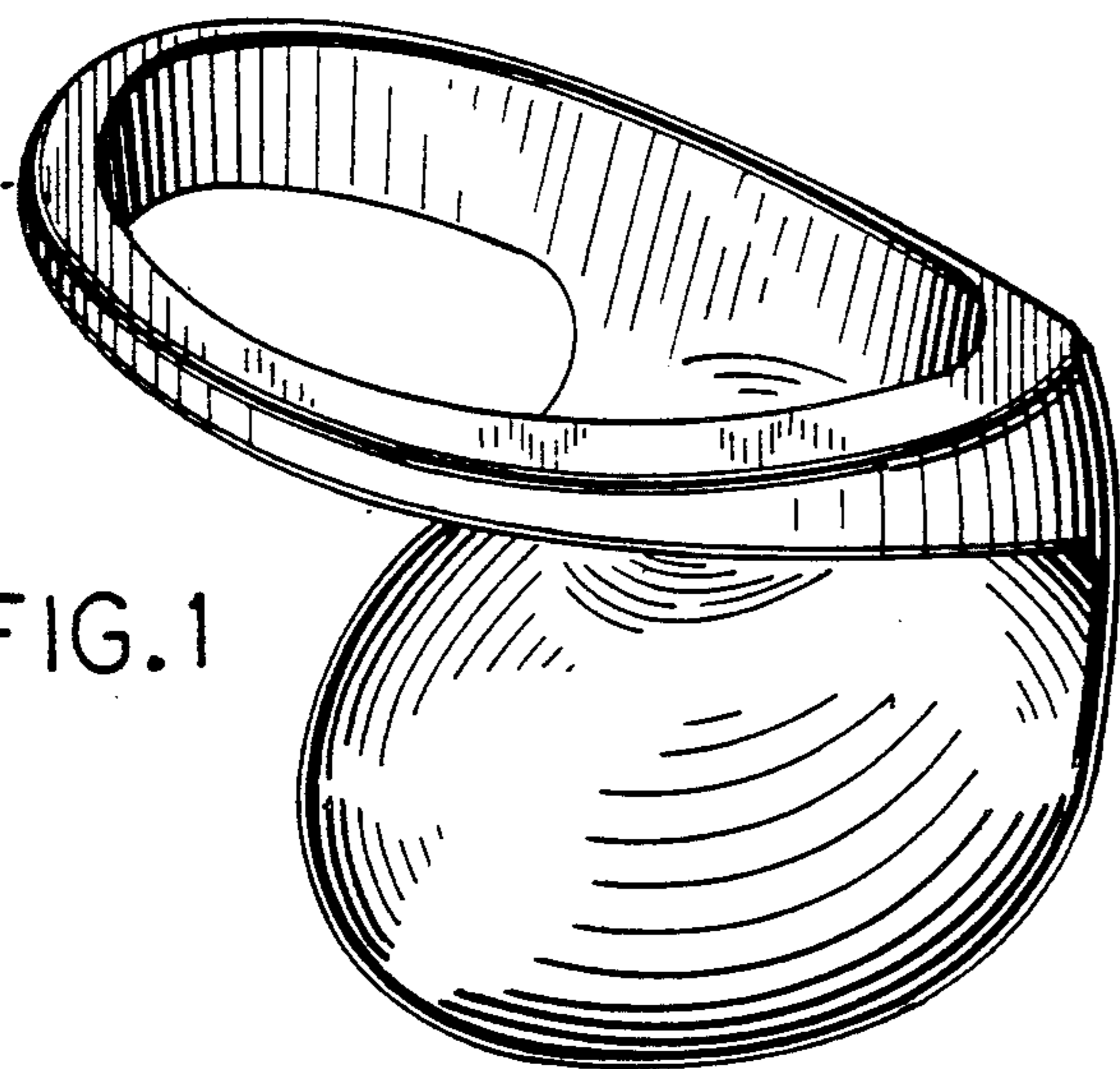


FIG. 1




FIG. 2

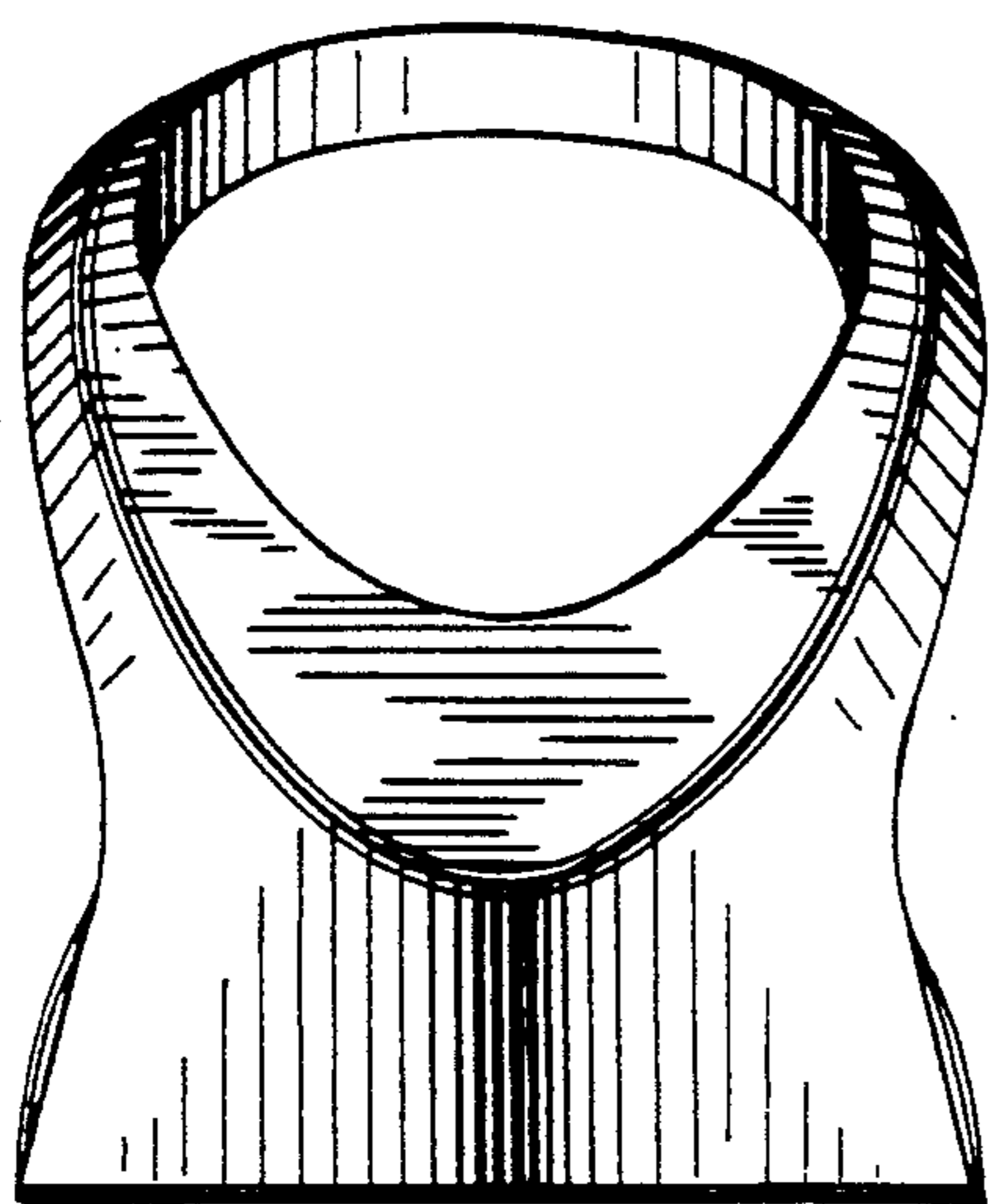


FIG. 3

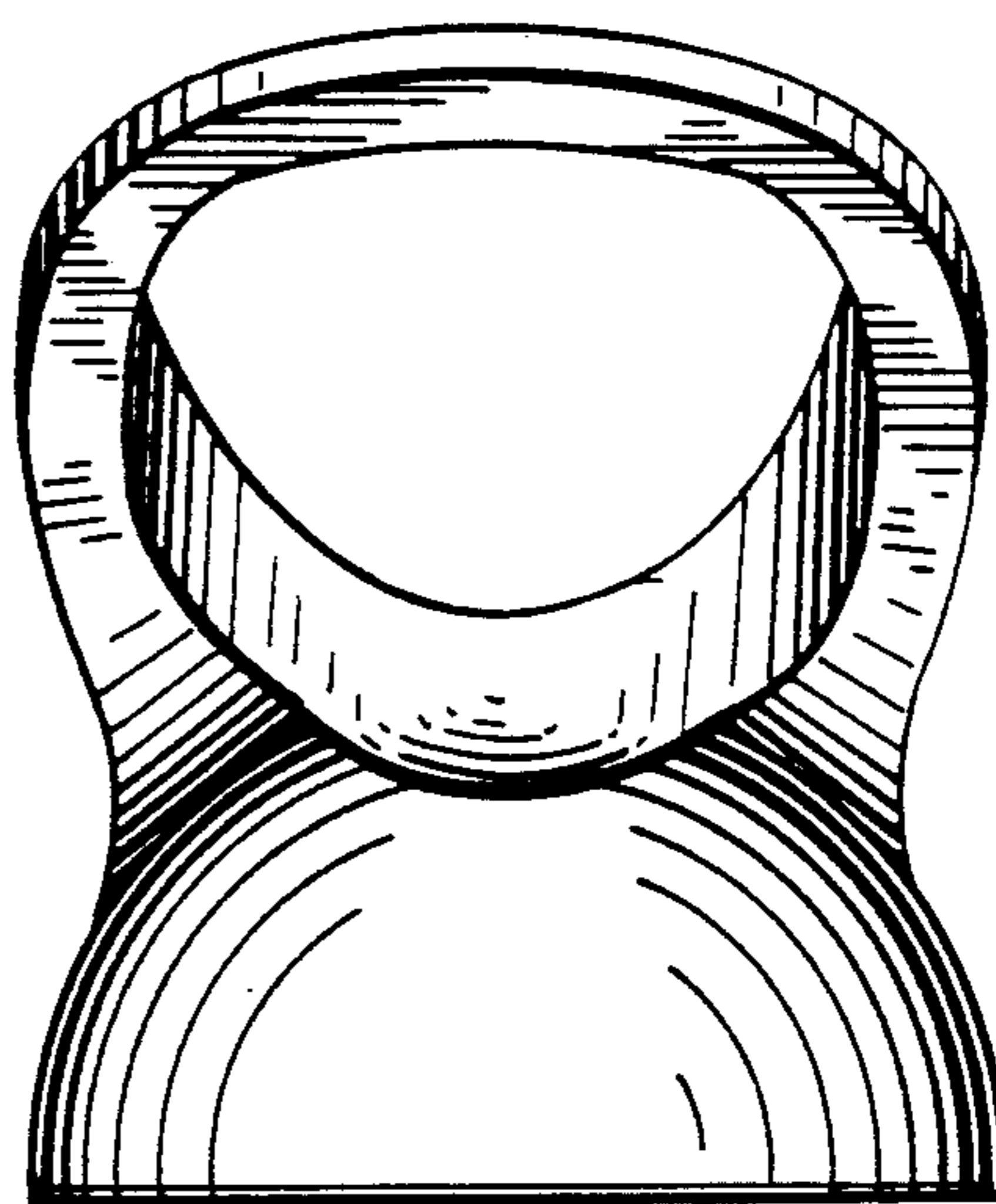


FIG. 4

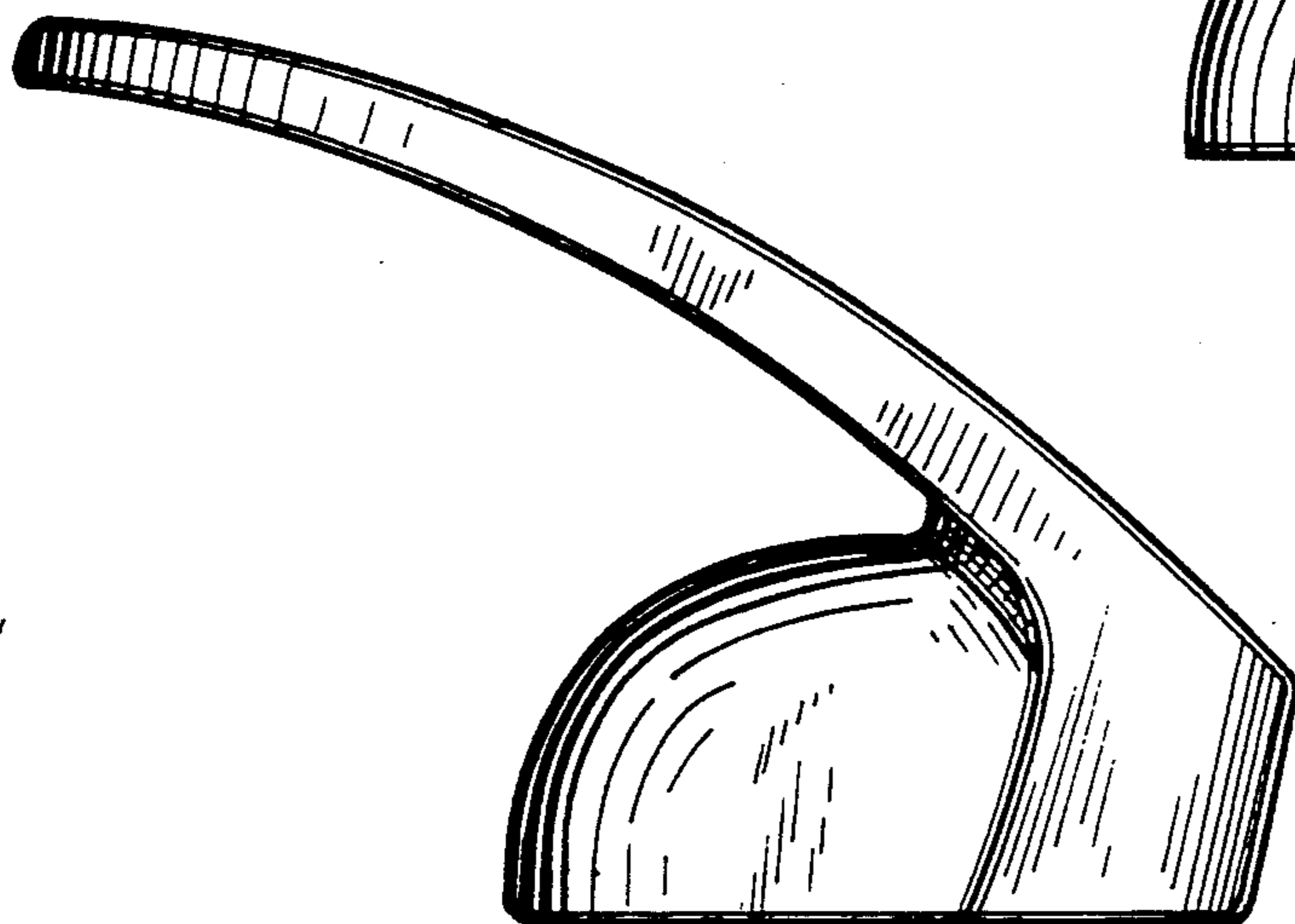


FIG. 5