



US00D324560S

United States Patent [19]

Terry et al.

[11] Patent Number: **Des. 324,560**

[45] Date of Patent: **** Mar. 10, 1992**

[54] **DOUBLE TRIGGERED REEL SEAT**

[75] Inventors: **Robert A. Terry, Broken Arrow, Okla.; Tai J. Park, Seoul, Rep. of Korea**

[73] Assignee: **Zebco Corporation, Tulsa, Okla.**

[*] Notice: The portion of the term of this patent subsequent to Oct. 13, 2003 has been disclaimed.

[**] Term: **14 Years**

[21] Appl. No.: **226,391**

[22] Filed: **Jul. 28, 1988**

[52] U.S. Cl. **D22/142**

[58] Field of Search **D22/142; 43/18.1, 22, 43/23**

[56] **References Cited**

U.S. PATENT DOCUMENTS

D. 266,862	11/1982	Vance	D22/142
1,113,847	10/1914	Turner	.	
2,038,344	4/1936	Clarke	43/22
2,089,538	8/1937	Clarke	43/22
2,116,158	5/1938	Pontis	43/23

2,186,515	1/1940	Yuncker	43/22
2,826,852	3/1958	Wardrip	.	
4,648,195	3/1987	Kim	43/22
4,648,196	3/1987	Moody	43/23
4,653,215	3/1987	Strader	43/18.1
4,697,377	10/1987	Martin	43/23

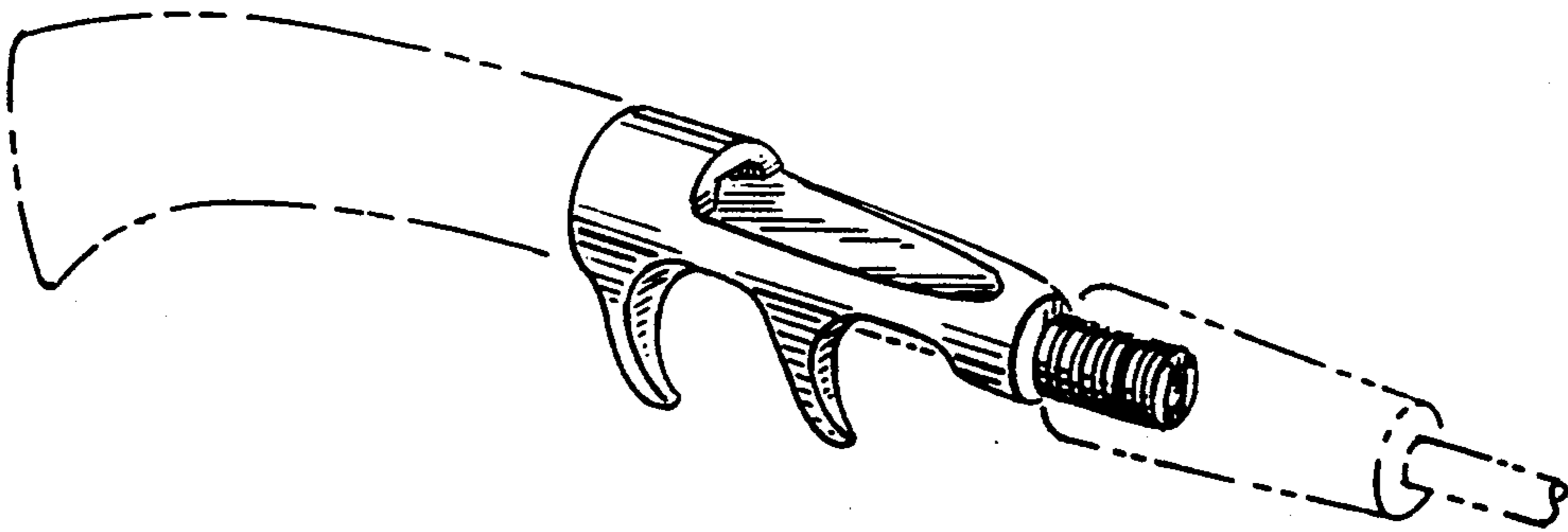
Primary Examiner—A. Hugo Word
Assistant Examiner—Doris V. Coles
Attorney, Agent, or Firm—Wood, Phillips, Mason, Recktenwald & Van Santen

[57] **CLAIM**

The ornamental design for a double triggered reel seat, as shown and described.

DESCRIPTION

FIG. 1 is a right side perspective view of a double triggered reel seat showing our new design; FIG. 2 is a right side elevational view thereof; FIG. 3 is a top plan view thereof; FIG. 4 is a front end elevational view thereof; FIG. 5 is a rear end elevational view thereof; and FIG. 6 is a bottom plan view thereof. The broken lines shown in phantom in the various views are for illustrative purposes only and form no part of the claimed design.



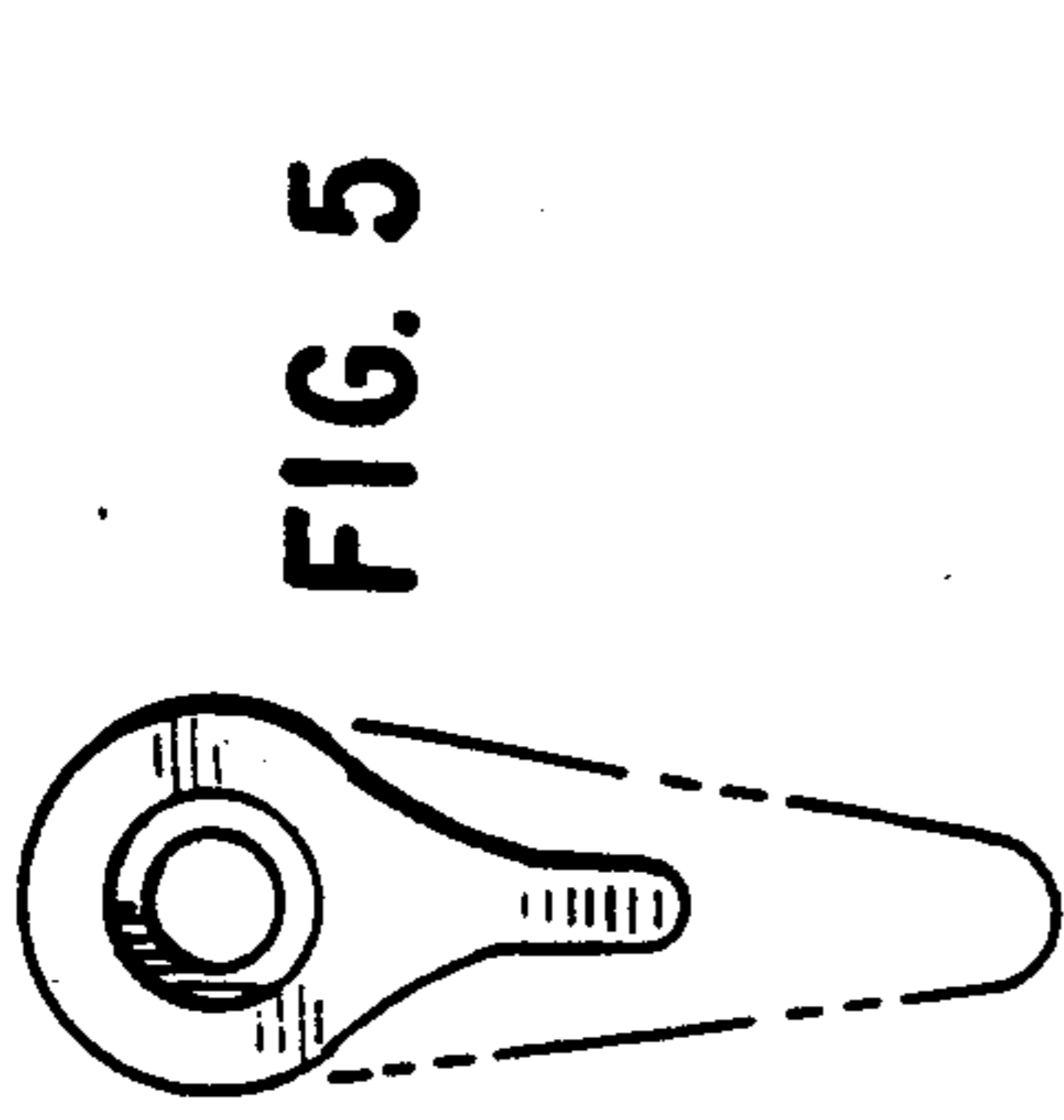


FIG. 5

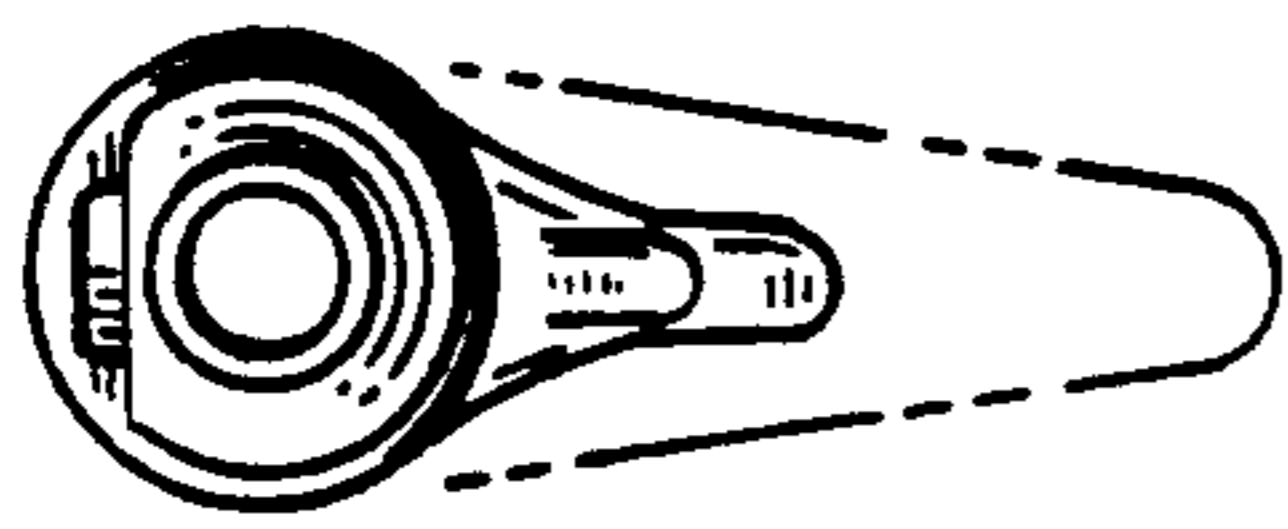


FIG. 4

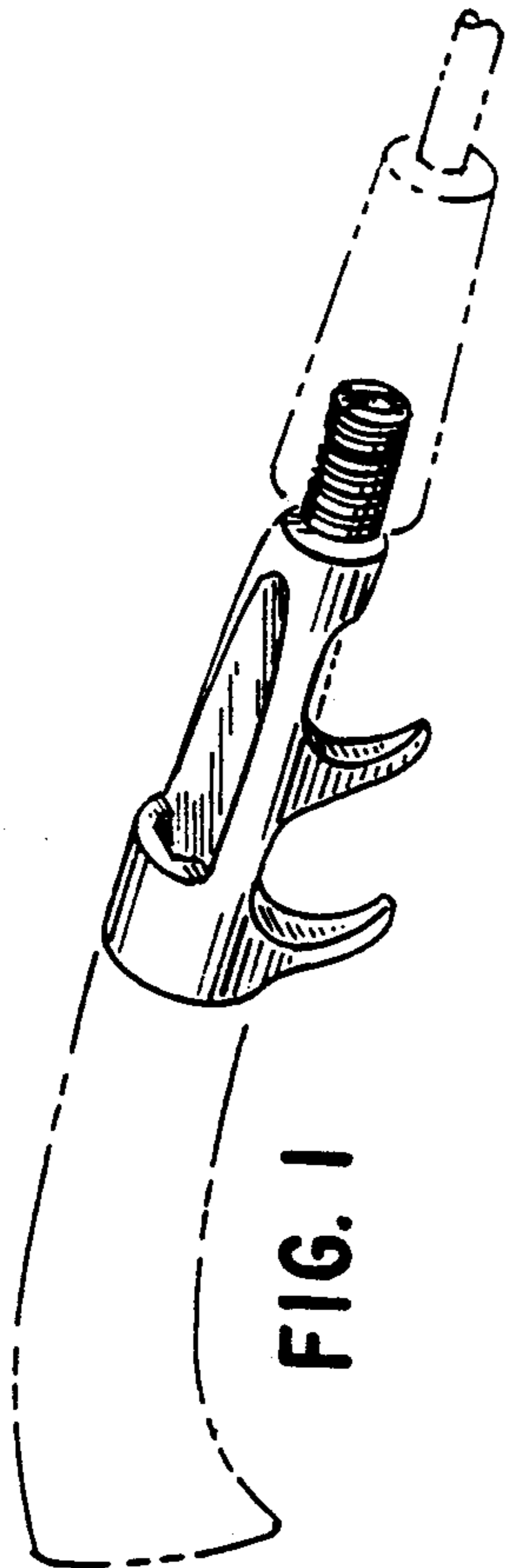


FIG. 1




FIG. 3

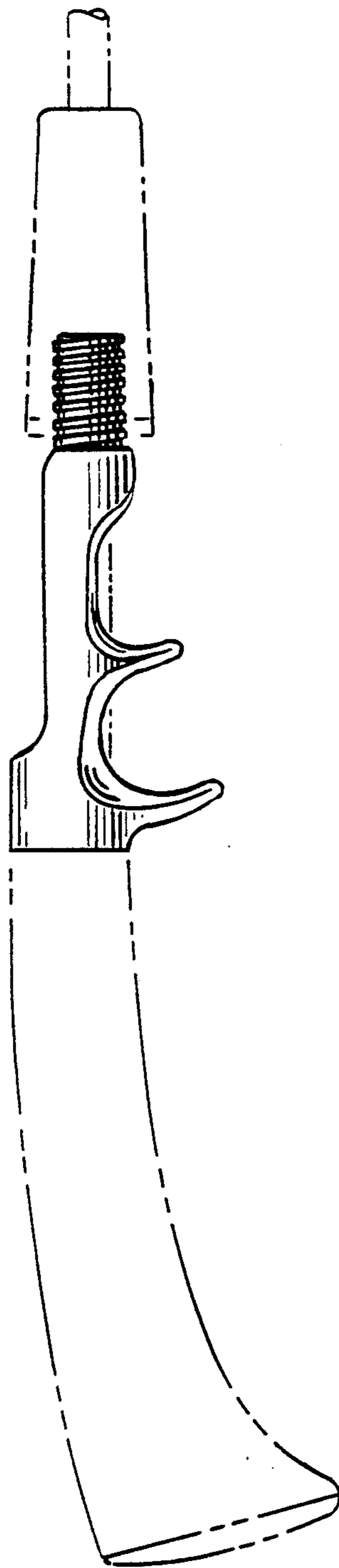


FIG. 2




FIG. 6