



US00D324532S

# United States Patent [19]

Pearse

[11] Patent Number: **Des. 324,532**

[45] Date of Patent: **\*\* Mar. 10, 1992**

- [54] **GUITAR SLIDE BAR**
- [76] Inventor: **John Pearse**, P.O. Box 295, Center Valley, Pa. 18034
- [\*\*] Term: **14 Years**
- [21] Appl. No.: **441,953**
- [22] Filed: **Nov. 27, 1989**
- [52] U.S. Cl. .... **D17/20; 84/318**
- [58] Field of Search ..... **D17/14, 20; D8/DIG. 4; 84/318, 453**

4,165,670	8/1979	Cahn .....	84/318
4,252,046	2/1981	Myerson et al. ....	84/318
4,823,670	4/1989	Gherman et al. ....	84/318

*Primary Examiner*—Bernard Ansher  
*Assistant Examiner*—Adir Aronovich  
*Attorney, Agent, or Firm*—Synnestvedt & Lechner

[57] **CLAIM**

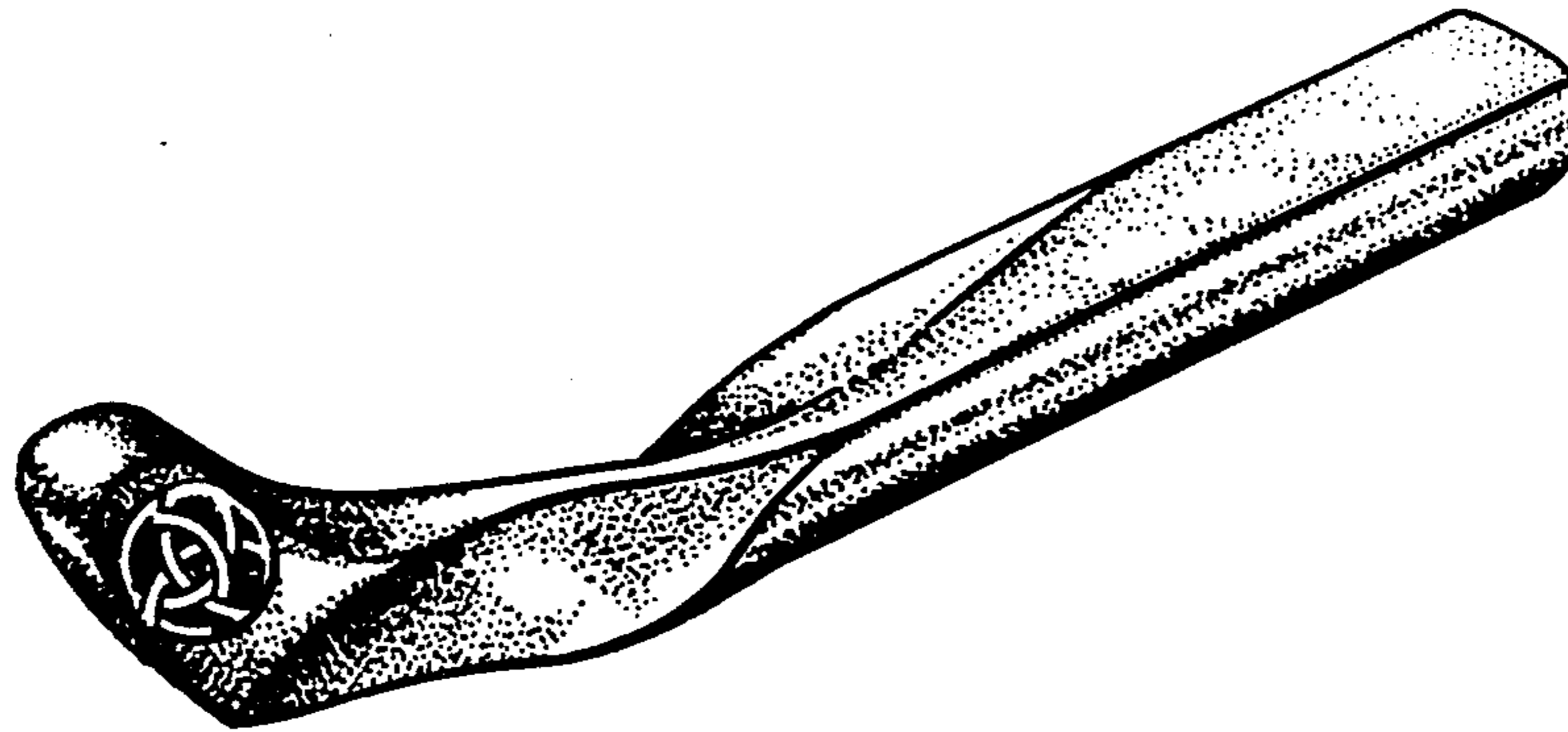
The ornamental design for a guitar slide bar, as shown.

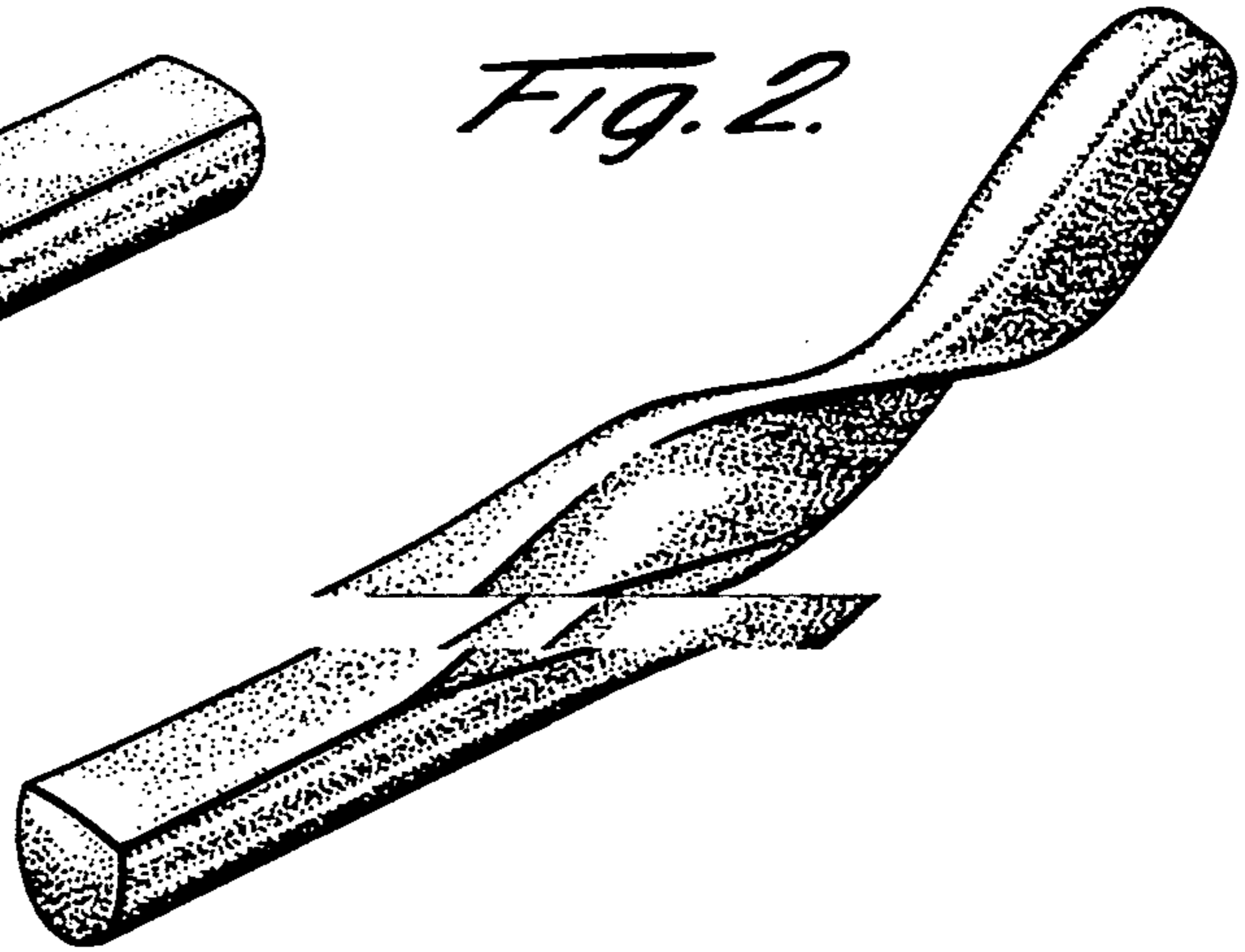

**DESCRIPTION**

FIG. 1 is a top front perspective view of a guitar slide bar showing my new design;  
 FIG. 2 is a top, rear perspective view thereof;  
 FIG. 3 is a side elevational view thereof;  
 FIG. 4 is a top plan view thereof;  
 FIG. 5 is a bottom plan view thereof;  
 FIG. 6 is a front elevational view thereof; and  
 FIG. 7 is a rear elevational view thereof.


[56] **References Cited**  
**U.S. PATENT DOCUMENTS**

D. 143,568	1/1946	Wemyss .....	D8/DIG. 4
D. 257,152	9/1980	Alshin .....	D17/20
D. 281,508	11/1985	McKinney .....	D17/20
3,971,287	7/1976	Ito .....	84/453






*Fig. 4.*




*Fig. 3.*



*Fig. 5.*



*Fig. 6.*



*Fig. 7.*

