



US00D324525S

United States Patent [19]

[11] Patent Number: Des. 324,525

Baker et al.

[45] Date of Patent: ** Mar. 10, 1992

[54] GRINDING WHEEL

[75] Inventors: John A. Baker, Jenkintown, Pa.;
David Carlson, Alma, Ill.; Richard S.
Meyer; Edwin F. Sharpe, III, both of
Salem, Ill.

[73] Assignee: Radiac Abrasives, Inc., Salem, Ill.

[**] Term: 14 Years

[21] Appl. No.: 330,356

[22] Filed: Mar. 29, 1989

[52] U.S. Cl. D15/126

[58] Field of Search D15/124, 125, 126;
51/204, 209 R, 209 DL

D. 285,930	9/1986	Olousson	D15/126
2,250,580	7/1941	Gregory	51/209 R
3,204,371	9/1965	Booth	51/209 R
4,015,371	4/1977	Grayston	51/209 R X
4,683,681	8/1987	Russ, III	51/209 R X

Primary Examiner—Bruce W. Dunkins
Assistant Examiner—Antoine D. Davis
Attorney, Agent, or Firm—Fishman, Dionne & Cantor

[57] CLAIM

The ornamental design for a grinding wheel; as shown and described.

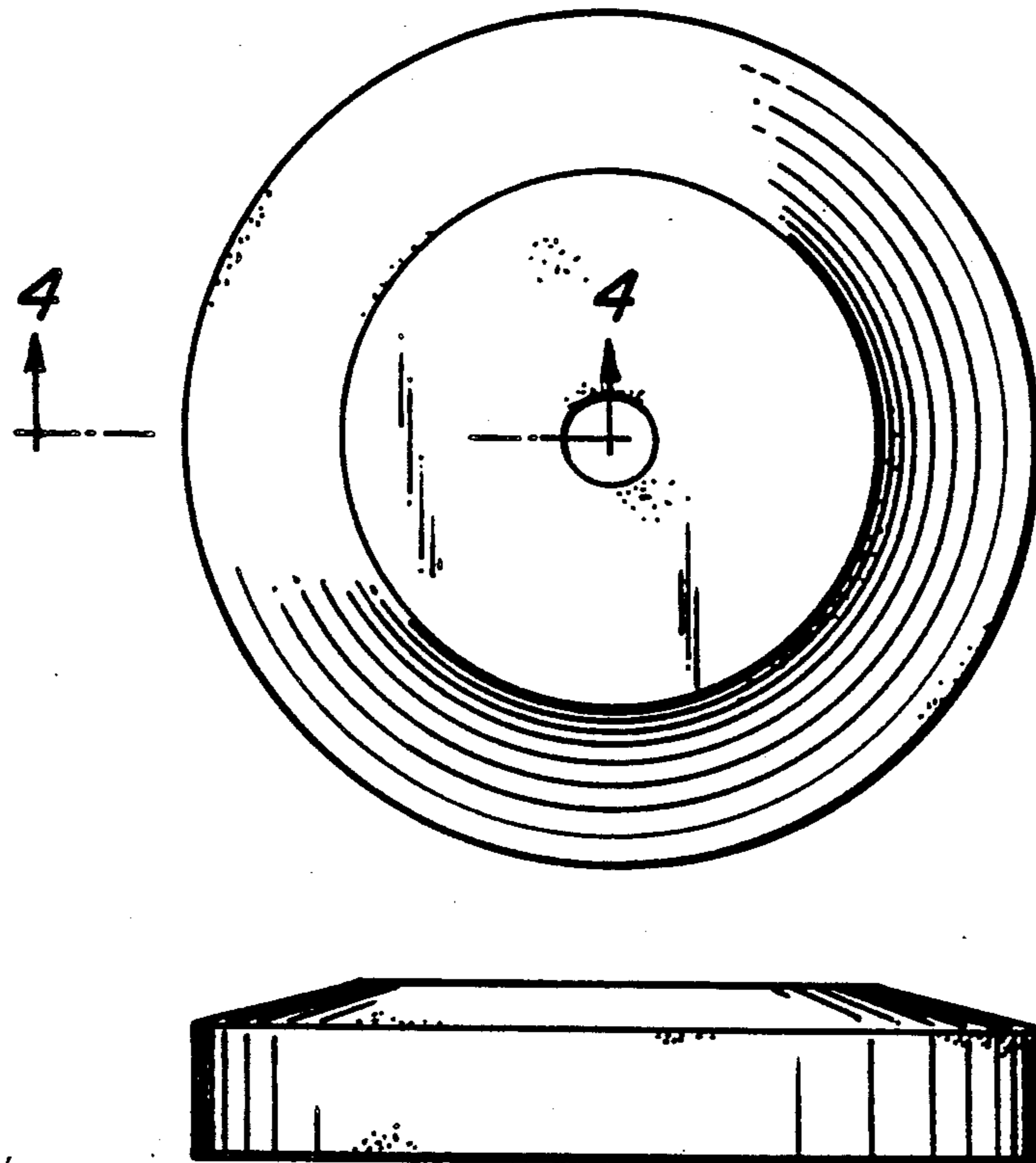
DESCRIPTION

FIG. 1 is a top plan view of a grinding wheel showing our new design;
FIG. 2 is an elevational view, the article being the same throughout in appearance;
FIG. 3 is a bottom plan view; and
FIG. 4 is a cross-sectional view of line 4—4 of FIG. 1 thereof.

[56] References Cited

U.S. PATENT DOCUMENTS

4,059	5/1870	Fraziers	D15/126
D. 284,969	8/1986	Olousson	D15/126
D. 285,694	9/1986	Olousson	D15/126



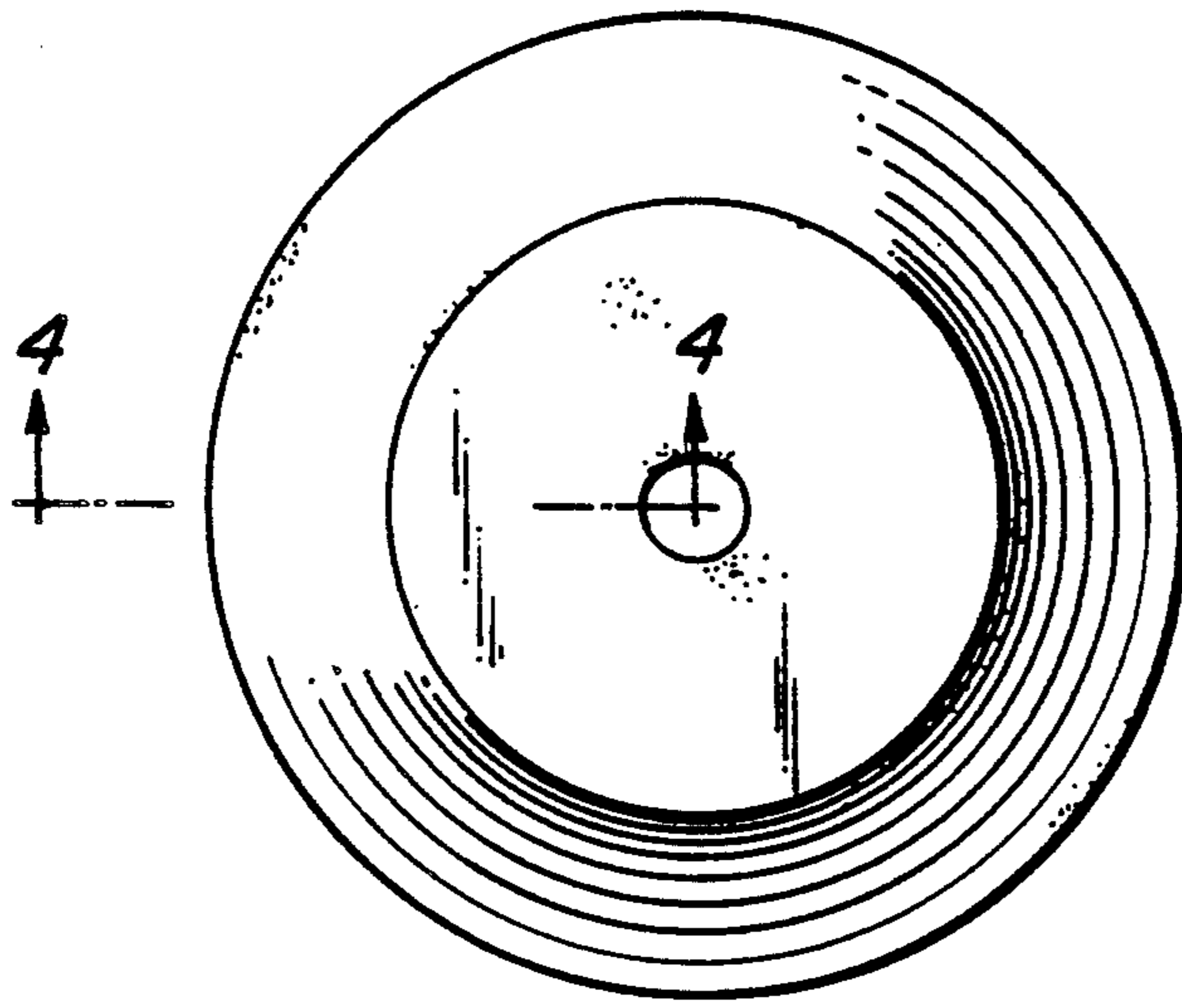


FIG. 1



FIG. 4




FIG. 2

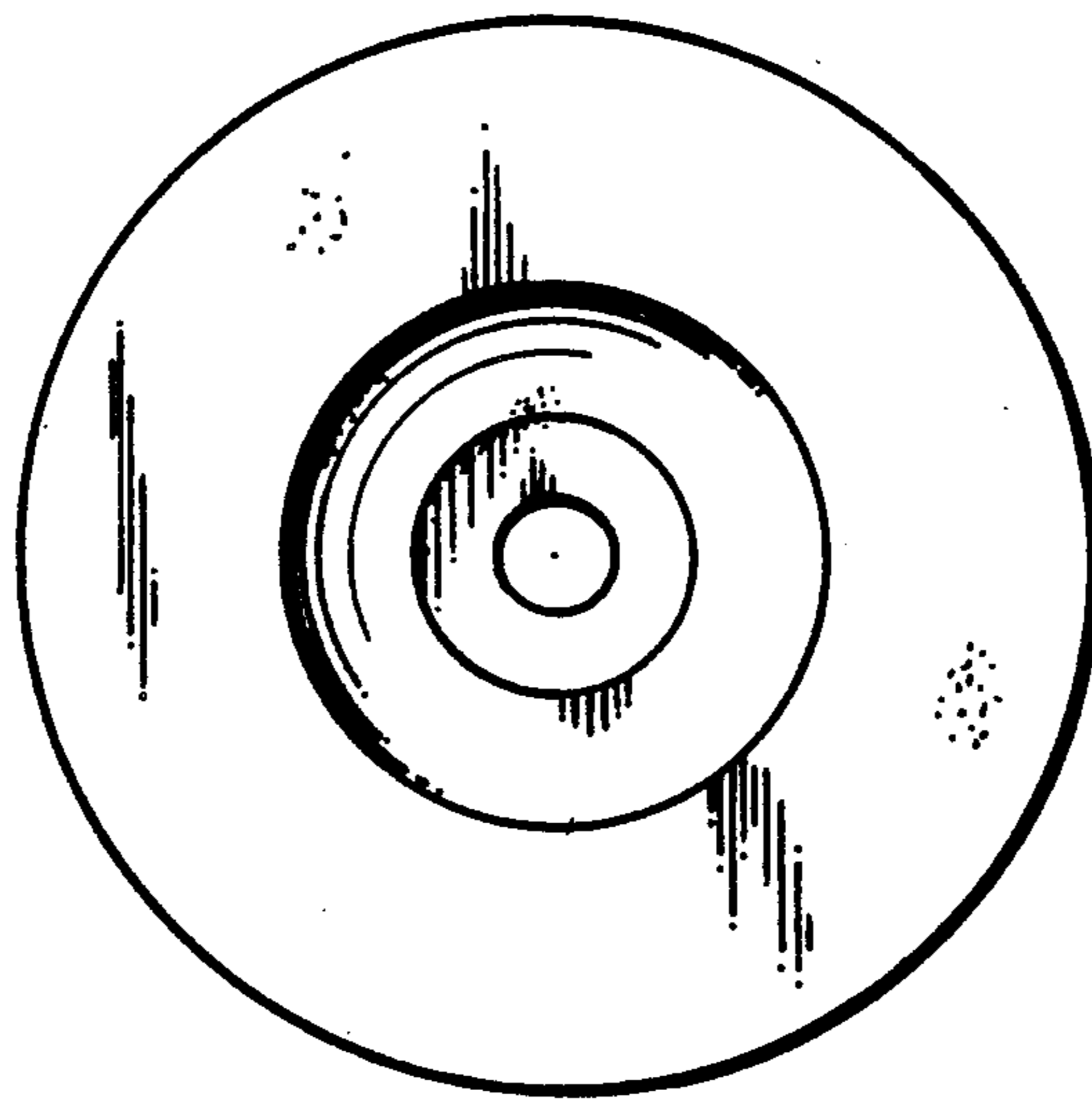


FIG. 3