



US00D324500S

# United States Patent [19] Franklin

[11] Patent Number: Des. 324,500  
[45] Date of Patent: \*\* Mar. 10, 1992

### [54] KEYPAD FOR A GAME SCORING DEVICE

[76] Inventor: Norman Franklin, 7311 Greenhaven Dr., Suite 250, Sacramento, Calif. 95831

[\*\*] Term: 14 Years

[21] Appl. No.: 78,703

[22] Filed: Jul. 28, 1987

[52] U.S. Cl. .... D10/46.1; D14/115; D18/7

[58] Field of Search ..... D8/68; D10/46.1, 12, D10/32, 38; D14/100, 107, 114, 115, 192, 225; D18/7; D19/59, 60; D21/13, 48, 84, 482, 486, 488; 273/1 E, 148 B, 237, DIG. 78

### [56] References Cited

#### U.S. PATENT DOCUMENTS

D. 261,776	11/1981	Wendt	.....	D19/60
D. 263,157	2/1982	Takagi	.....	D21/13
D. 271,313	11/1983	Nishi	.....	D21/48
D. 275,937	10/1984	Lederman	.....	D10/46.1
4,181,308	1/1980	Fox et al.	.....	273/237
4,303,398	12/1981	Yoseloff	.....	D21/13
4,403,777	9/1983	Del Principe et al.	.....	273/1 E

### OTHER PUBLICATIONS

Manhattan Office Products, Inc. Brochure; 7-1976, "HP-67" Calculator—right hand column.

Best: 1985/1986; p. 304, item #11, "Sharp Handheld Calculator"—lower right hand corner.

Best: 1985/1986; p. 442, item 7, "Credit Card Bank" left hand column, third row down.

Primary Examiner—A. Hugo Word

Assistant Examiner—Celia A. Murphy

Attorney, Agent, or Firm—Bernhard Kreten

### [57] CLAIM

The ornamental design for a keypad for a game scoring device, as shown and described.


### DESCRIPTION

FIG. 1 is a front elevational view of a keypad for a game scoring device showing my new design, the rear being planar and unornamented;

FIG. 2 is a right side elevational view thereof; and

FIG. 3 is a reduced perspective view thereof.

The broken lines showing a game scoring device in FIGS. 1, 2, and 3; and the legible indicia in FIGS. 1 and 3 are for illustrative purposes only and form no part of the claimed design.






FIG. 1

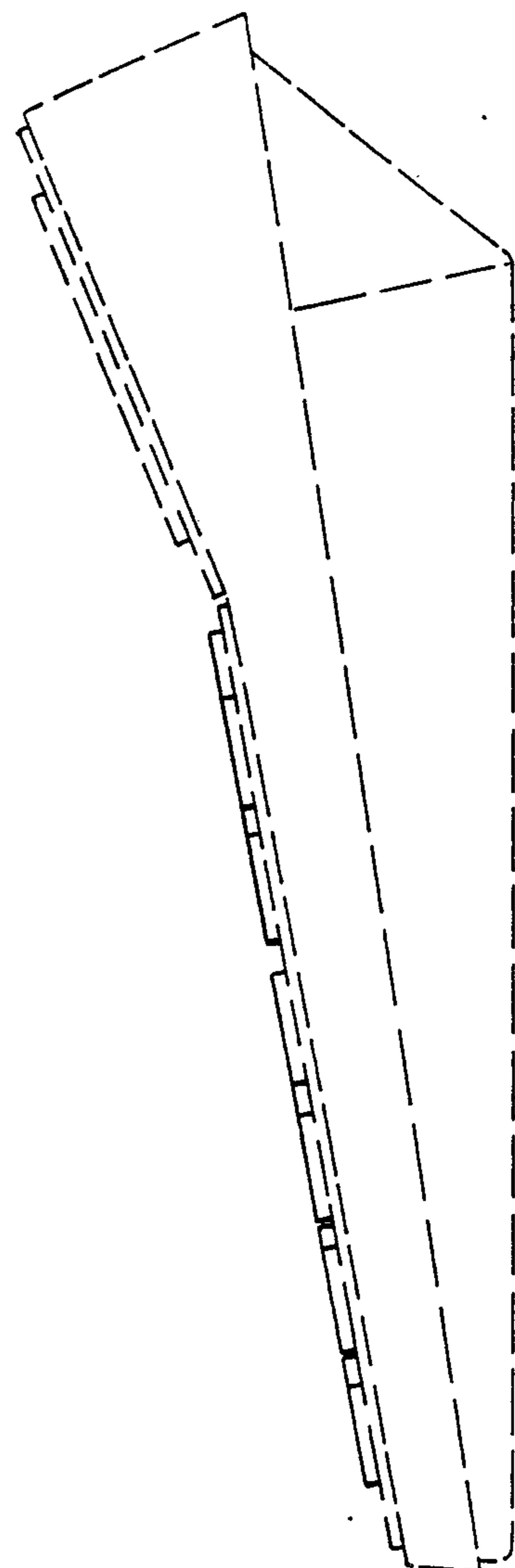


FIG. 2

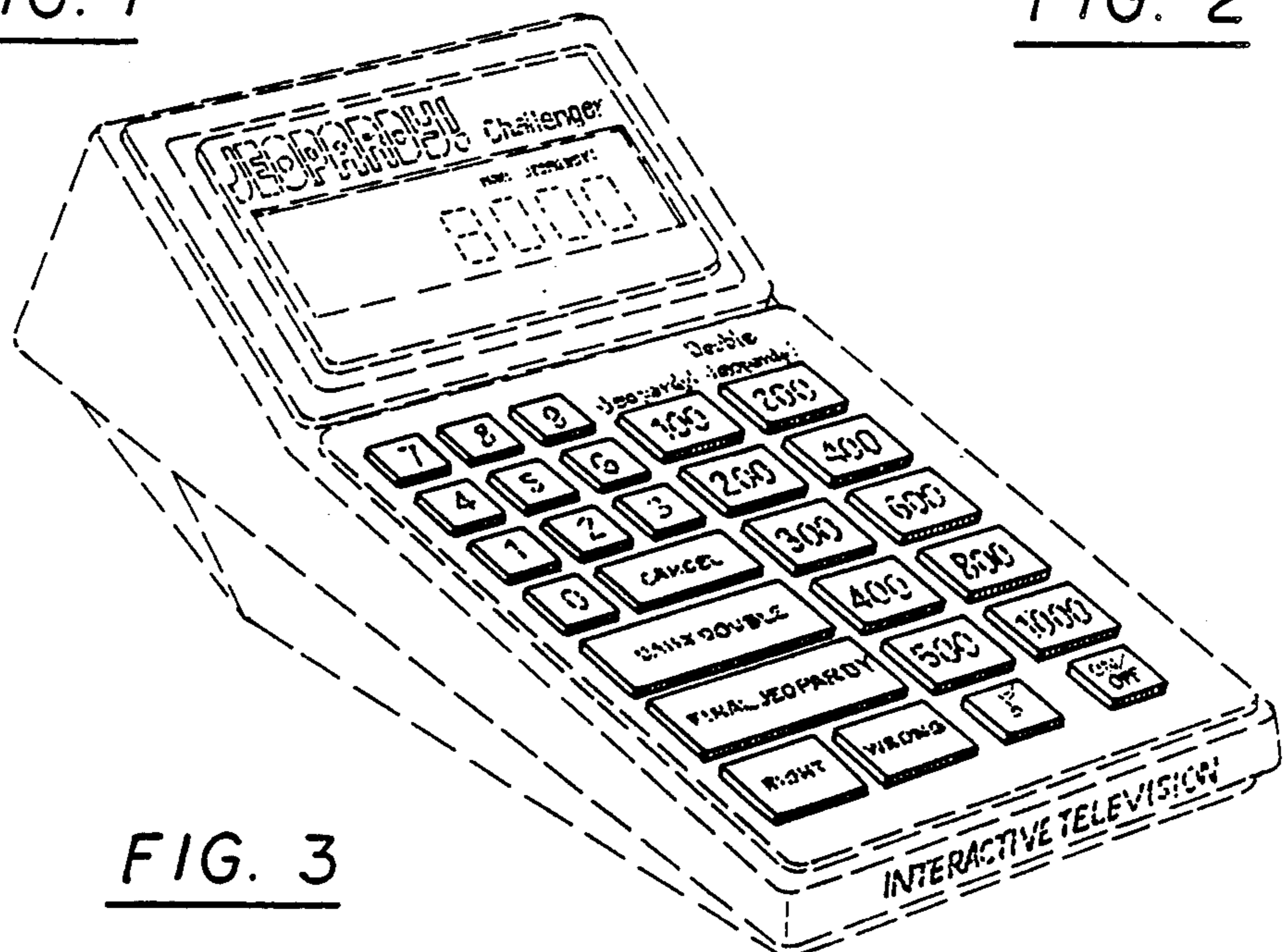


FIG. 3