



US00D324498S

# United States Patent [19]

[11] Patent Number: **Des. 324,498**

Wang

[45] Date of Patent: **\*\* Mar. 10, 1992**

## [54] WALL CLOCK OR SIMILAR ARTICLE

[75] Inventor: **Chao-Hslen Wang**, No. 181, Sec. 1, Chung-Shan Rd., Wu-Ryh Hsiang, Taichung Hsien, Taiwan

[73] Assignee: **Chao-Hslen Wang**, Taiwan

[\*\*] Term: **14 Years**

[21] Appl. No.: **442,172**

[22] Filed: **Nov. 28, 1989**

[52] U.S. Cl. .... **D10/6; D10/33**

[58] Field of Search ..... **D10/1-40, D10/122-132; 368/276-277, 280-282, 285**

## [56] References Cited

### U.S. PATENT DOCUMENTS

D. 129,905	10/1941	Shawl	.....	D10/6
D. 175,465	8/1955	Gilson	.....	D10/6 X
D. 194,363	1/1963	Fried	.....	D10/6
D. 215,446	9/1969	Jones	.....	D10/6
D. 283,874	5/1986	Fontannaz	.....	D10/6
D. 301,984	7/1989	Benoit-Peugnet	.....	D10/32

## FOREIGN PATENT DOCUMENTS

1259766 3/1961 France ..... D10/30

## OTHER PUBLICATIONS

*Swiss Watch & Jewelry Journal*-2/86-p. 469-Watch at top.


*Primary Examiner*—Nelson C. Holtje  
*Attorney, Agent, or Firm*—Longacre & White

## [57] CLAIM

The ornamental design for wall clock or similar article, as shown and described.

## DESCRIPTION

FIG. 1 is a perspective view of wall clock or similar article showing my new design;  
FIG. 2 is a front elevational view thereof;  
FIG. 3 is a rear elevational view thereof;  
FIG. 4 is a left side elevational view thereof, the right side view being a mirror image;  
FIG. 5 is a top plan view thereof; and  
FIG. 6 is a bottom plan view thereof.






FIG. 1

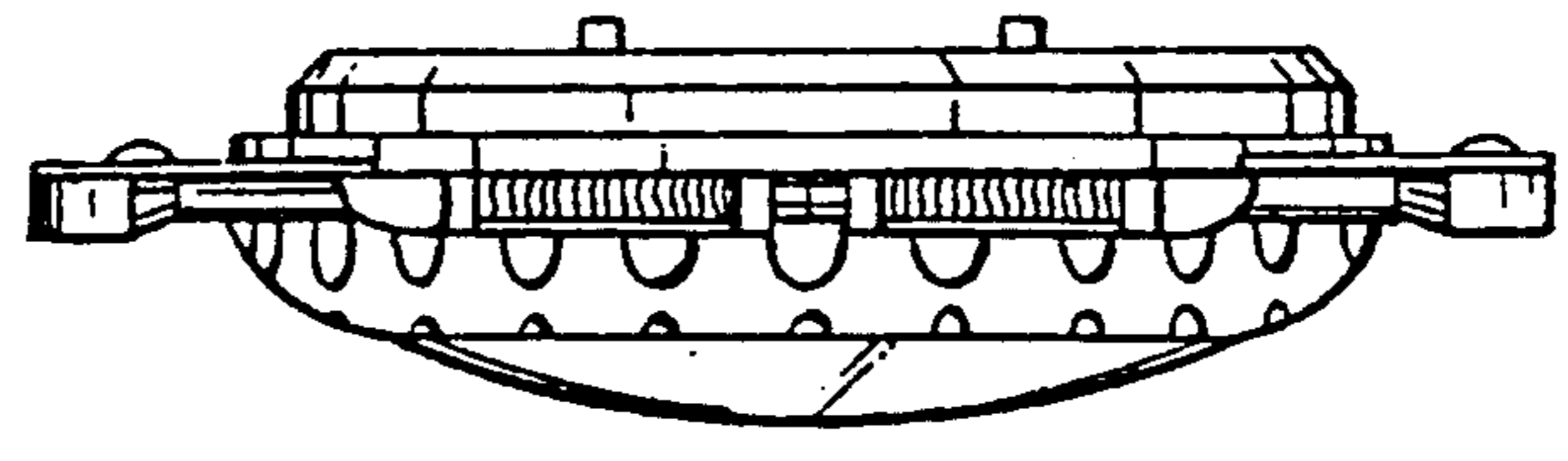


FIG. 5

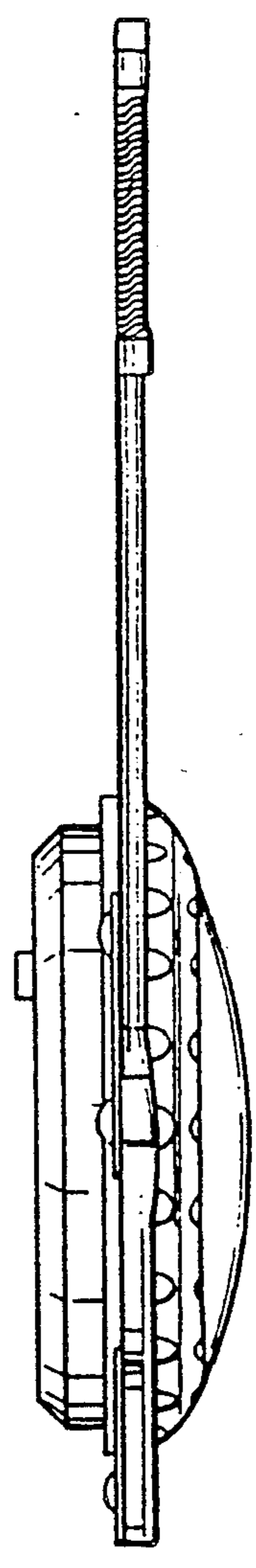


FIG. 4

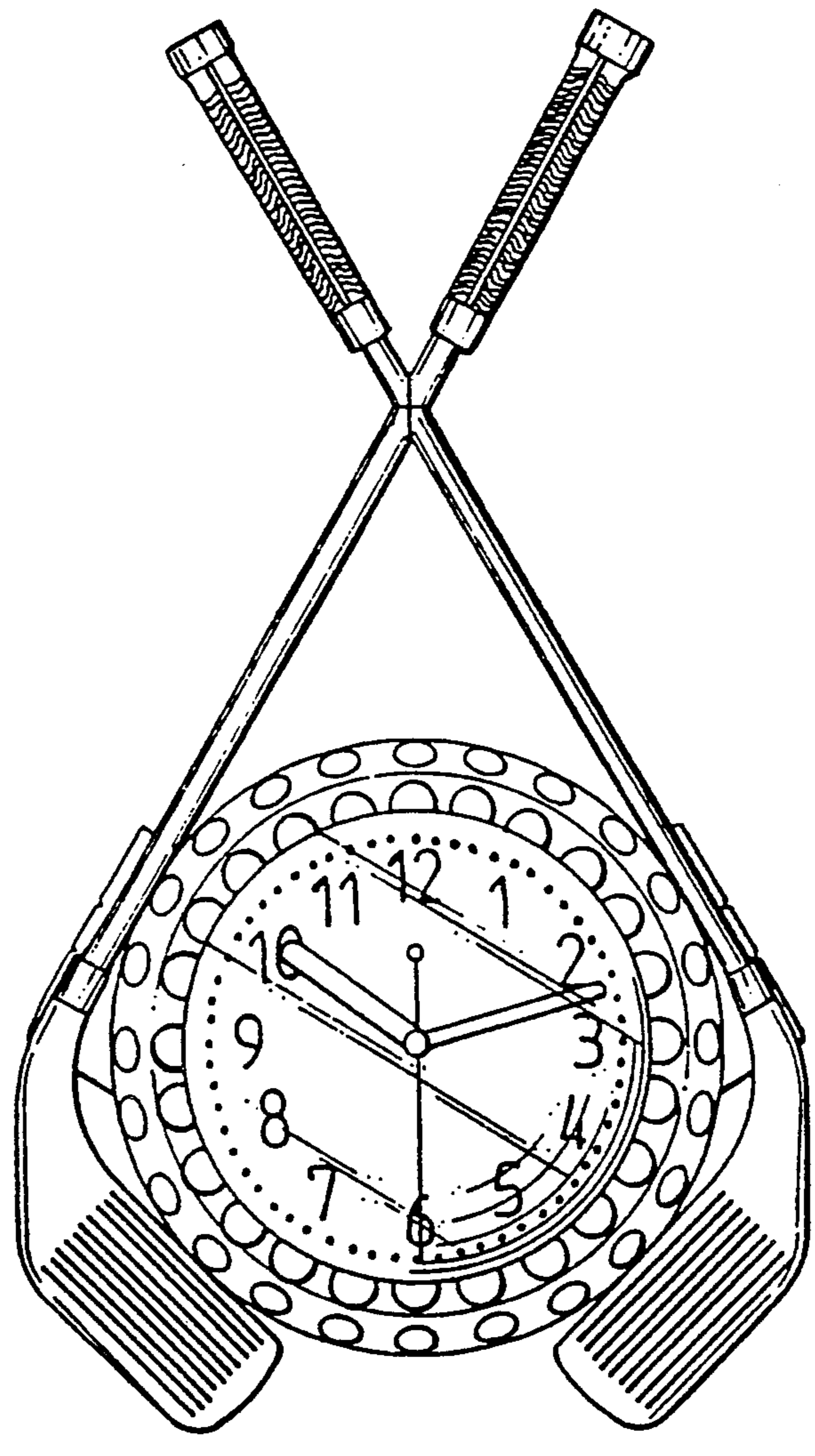


FIG. 2

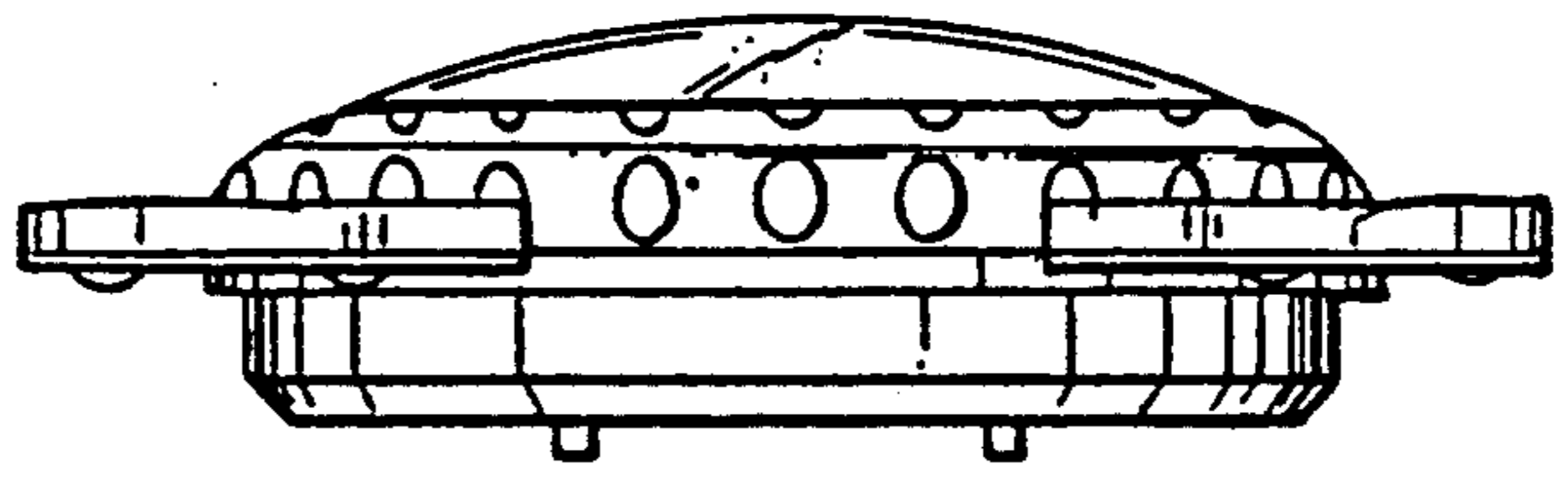


FIG. 6



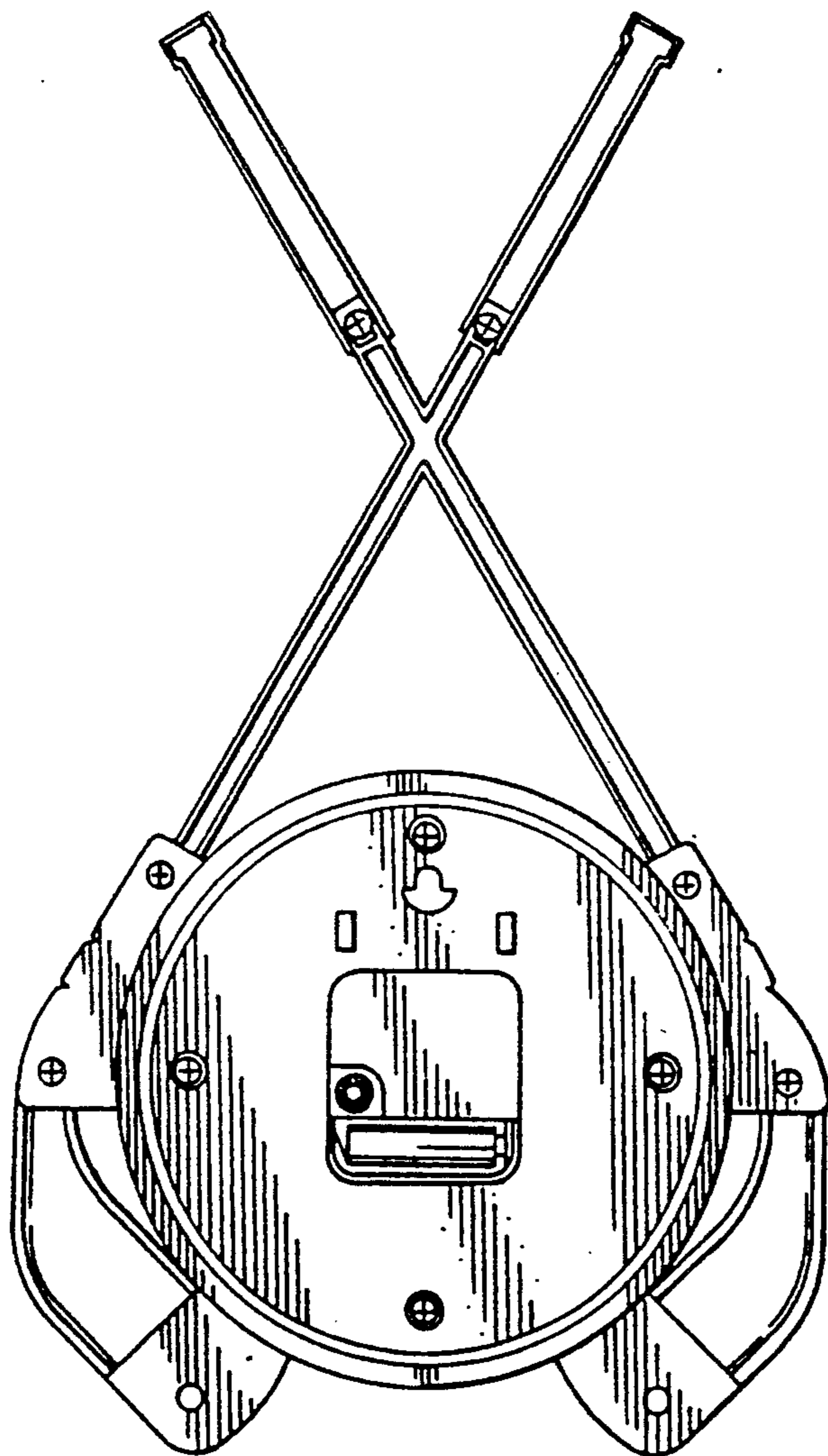


FIG. 3