



US00D324486S

United States Patent [19]

Best et al.

[11] Patent Number: Des. 324,486

[45] Date of Patent: ** Mar. 10, 1992

[54] PORTION OF A KEY BLADE BLANK

4,964,288 10/1990 Braun et al. 70/406

[75] Inventors: **Walter E. Best; Timothy R. Bjornson,**
both of Indianapolis; **James W. Borgmann,**
Carmel; Gary R. Jacobs,
Indianapolis, all of Ind.

FOREIGN PATENT DOCUMENTS

258614 4/1965 Australia 70/406
220505 8/1961 Austria 70/406
88591 2/1960 Denmark 70/406
305953 3/1989 European Pat. Off. 70/406
1355188 6/1974 United Kingdom 70/406

[73] Assignee: **Best Lock Corporation,** Indianapolis,
Ind.

OTHER PUBLICATIONS

[**] Term: **14 Years**

Ilco Unican Corp. Catalogue No. 60R (1984) Key
Blank#1178. (p. 2).

[21] Appl. No.: **677,680**

Ilco Unican Corp. Catalogue No. 60R (1984) Key
Blank#D1054kA (p. 8).

[22] Filed: **Mar. 29, 1991**

Ilco Unican Corp. Catalogue No. 60R (1984) Key
Blank#1054HT (p. 13).

[52] U.S. Cl. **D8/347**

[58] Field of Search **D8/347-348;**
70/393, 402, 405-407, 419-420, 347-348,
355-356, 357, DIG. 14

Primary Examiner—Brian N. Vinson

Attorney, Agent, or Firm—Barnes & Thornburg

[56] **References Cited**

U.S. PATENT DOCUMENTS

D. 95,077 4/1935 Schlage D8/347
D. 278,880 5/1985 Widen D8/347
1,782,464 11/1930 Falk 70/406
2,059,129 10/1936 Maxwell et al. 70/419 X
2,803,959 8/1957 Schlage 70/347 X
3,499,304 3/1970 Naujoks 70/406
3,605,463 9/1971 Epstein 70/419 X
4,608,842 9/1986 Tietz 70/419 X
4,683,740 8/1987 Errani 70/419
4,787,225 11/1988 Häuser 70/407 X

[57] **CLAIM**

The ornamental design for a portion of a key blade
blank, as shown and described.

DESCRIPTION

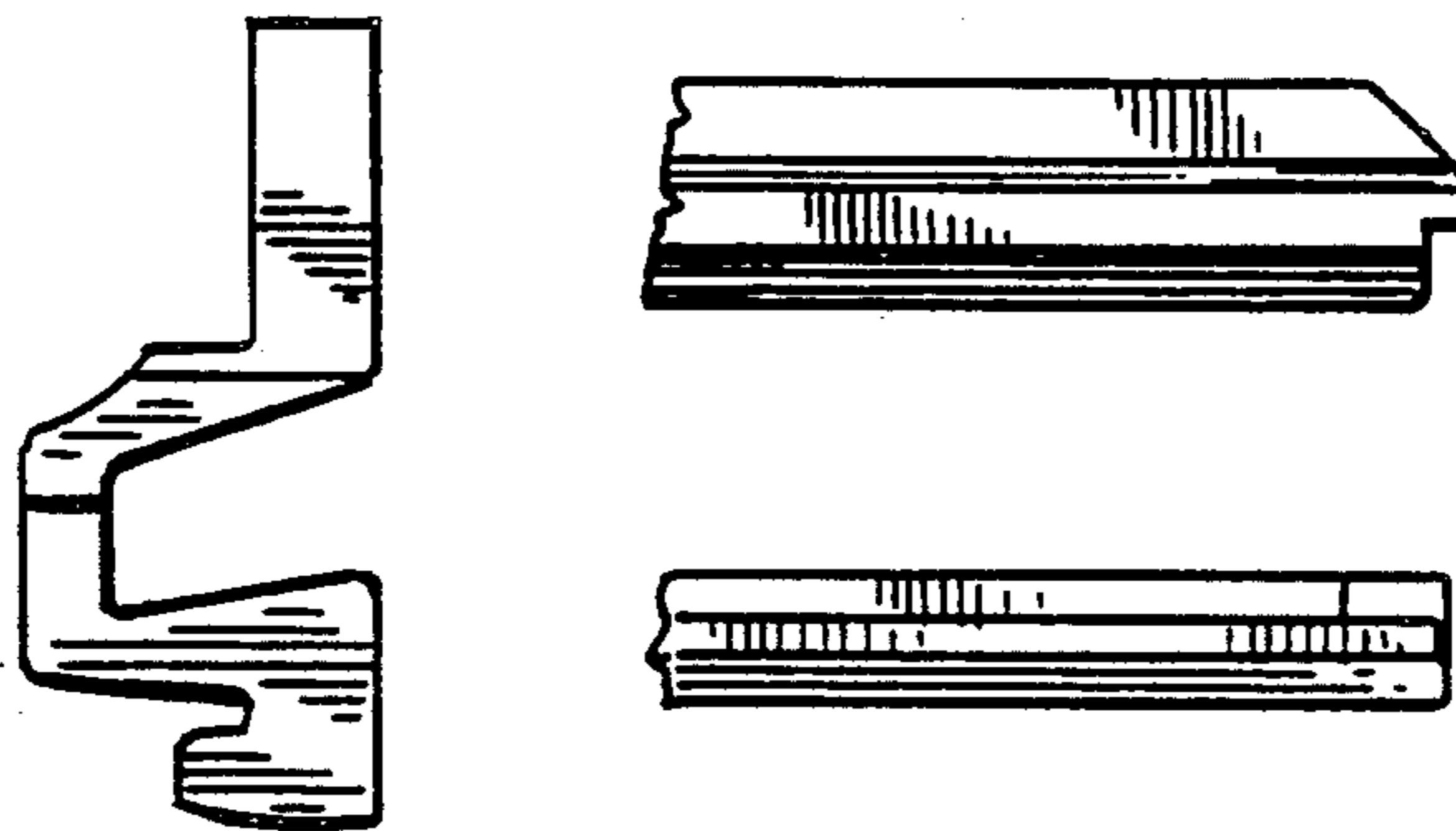
FIG. 1 is a front elevational view of a portion of a key
blade blank showing our new design;

FIG. 2 is a reduced left side elevational view thereof;

FIG. 3 is a reduced right side elevational view thereof;

FIG. 4 is a reduced top plan view thereof; and

FIG. 5 is a reduced bottom plan view thereof.






FIG. 2

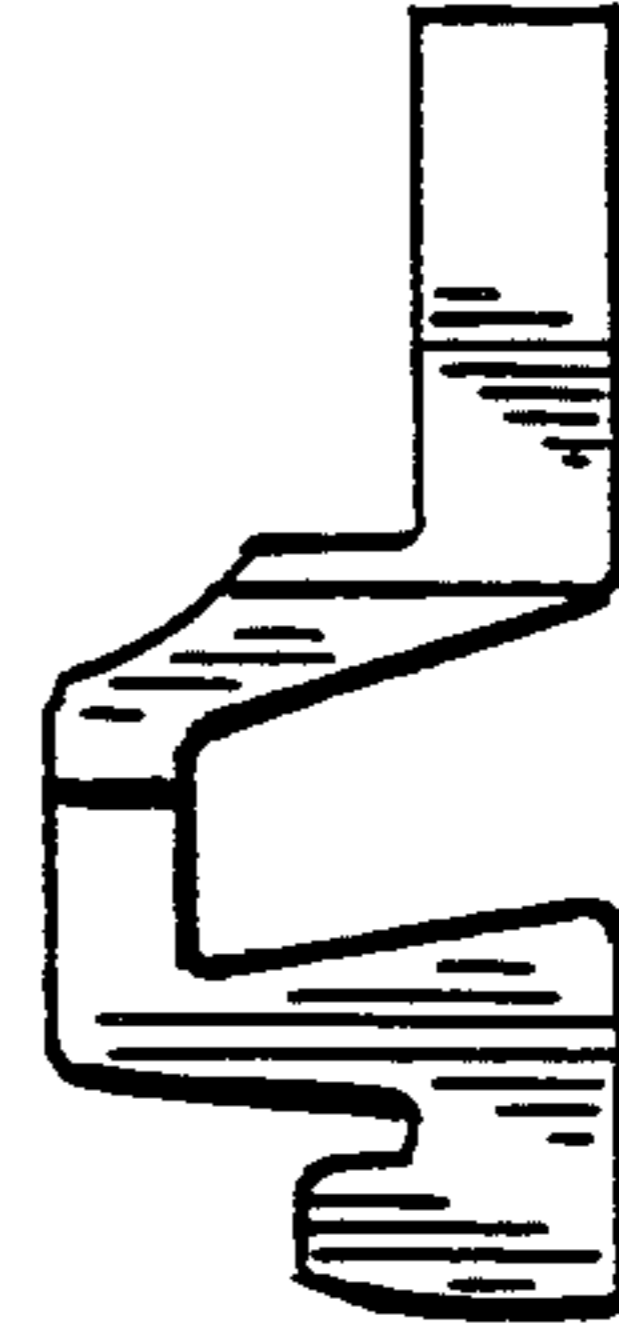


FIG. 1

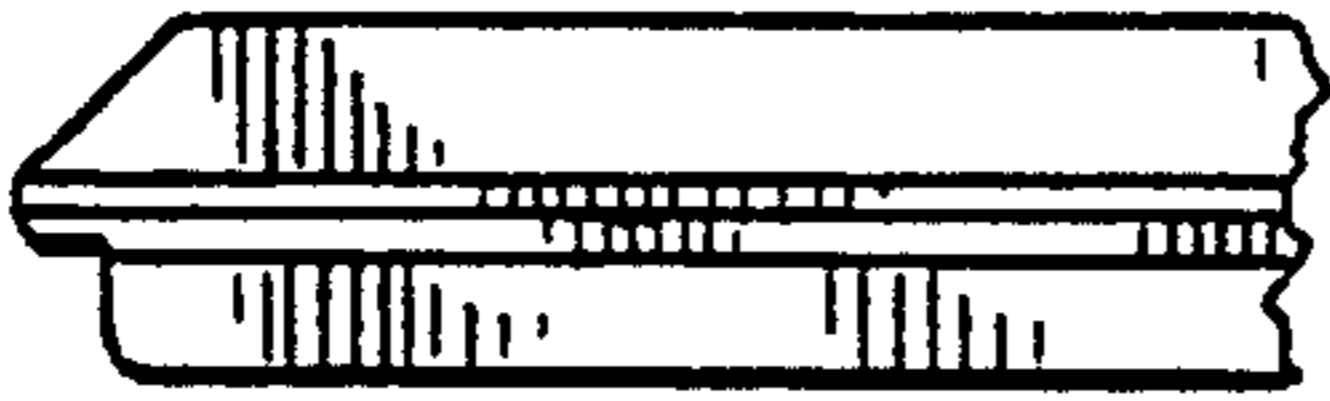


FIG. 3

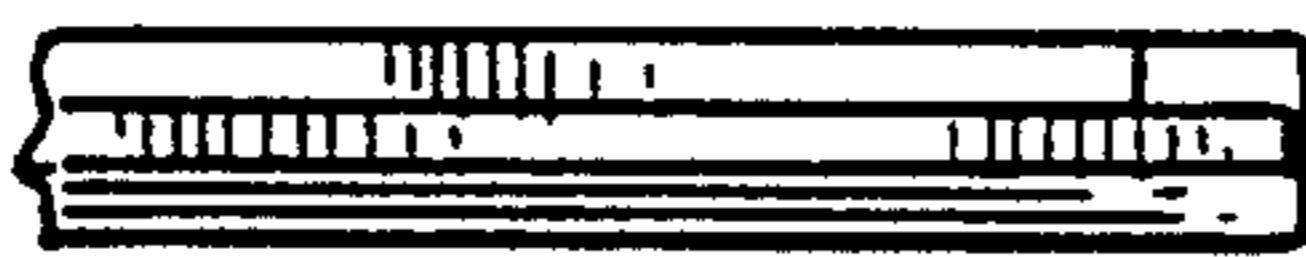


FIG. 4




FIG. 5