



US00D324472S

United States Patent [19]

Gandlmayr

[11] Patent Number: Des. 324,472

[45] Date of Patent: ** Mar. 10, 1992

[54] RIVET SETTING TOOL

[75] Inventor: Michael J. Gandlmayr, St. Louis, Mo.

[73] Assignee: Productive Tool Products, Inc., St. Louis, Mo.

[**] Term: 14 Years

[21] Appl. No.: 364,989

[22] Filed: Jun. 12, 1989

[52] U.S. Cl. D8/70

[58] Field of Search 81/44, 463; 173/128; 227/147; D15/130, 131, 132, 133; D8/70, 71; 29/509, 522.1, 526.2, 243.53

4,054,237	10/1977	Rietveld	227/147
4,367,836	1/1983	Hodson	227/147
4,493,205	1/1985	Ramey	29/243.53
4,637,539	1/1987	Turcott et al.	227/147
4,676,424	6/1987	Meador et al.	227/147
4,815,193	3/1989	Gutnik	173/128

Primary Examiner—Bruce W. Dunkins
Assistant Examiner—J. H. Musgrove
Attorney, Agent, or Firm—Polster, Lieder, Woodruff & Lucchesi

[57] CLAIM

The ornamental design for a rivet setting tool, as shown and described.

DESCRIPTION

FIG. 1 is a top right-side perspective view of a rivet setting tool showing my new design the broken lines are for illustrative purposes only and form no part of the claimed design;

FIG. 2 is a top left-side perspective view;

FIG. 3 is a left side elevational view;

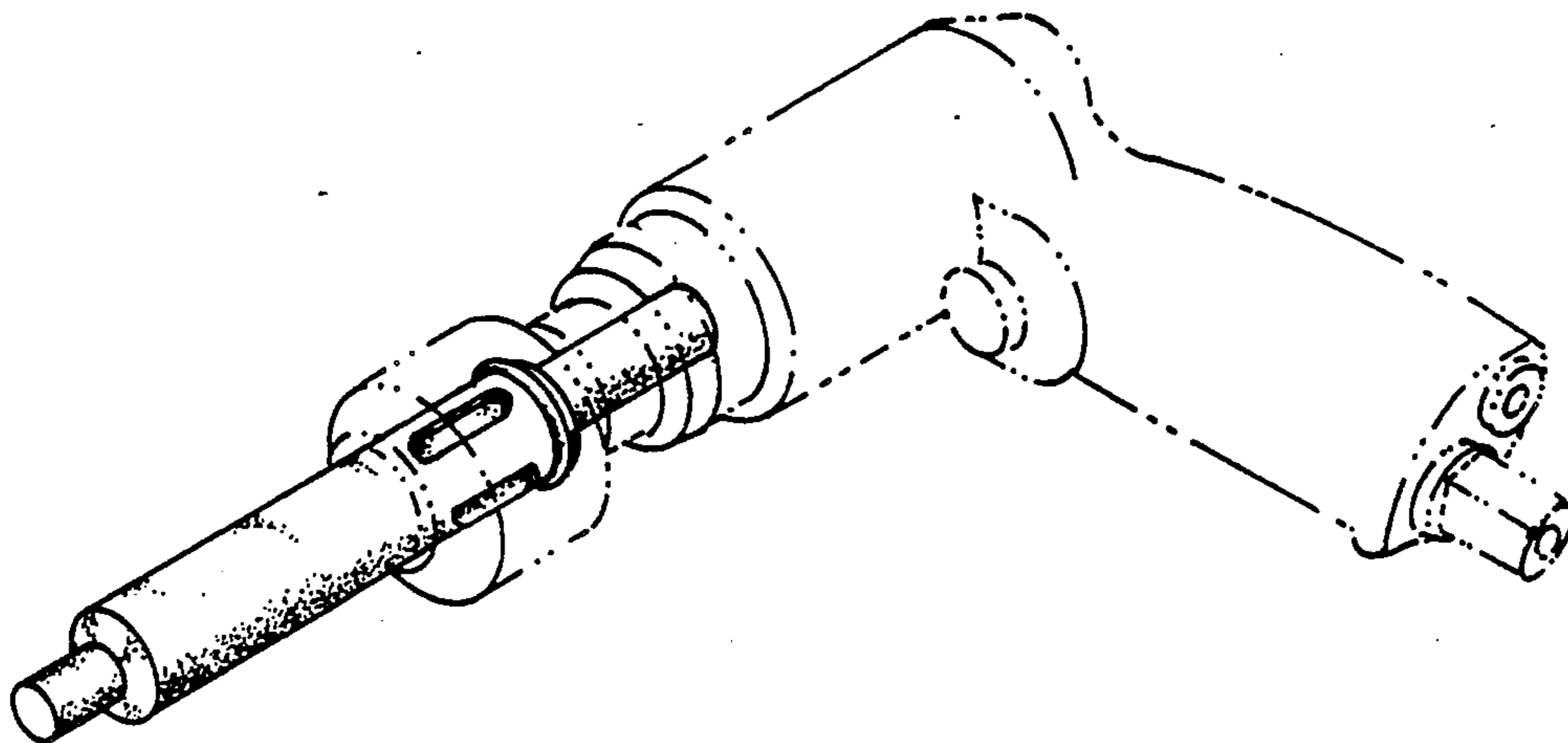
FIG. 4 is a rear elevational view; and

FIG. 5 is a front elevational view.

[56] References Cited

U.S. PATENT DOCUMENTS

2,866,974	1/1959	Hoffman	81/44
2,979,092	4/1961	Bradford	81/44
3,042,004	7/1962	Fischer et al.	227/147
3,219,248	11/1965	Krewson	227/147
3,964,660	6/1976	Hensley	227/147



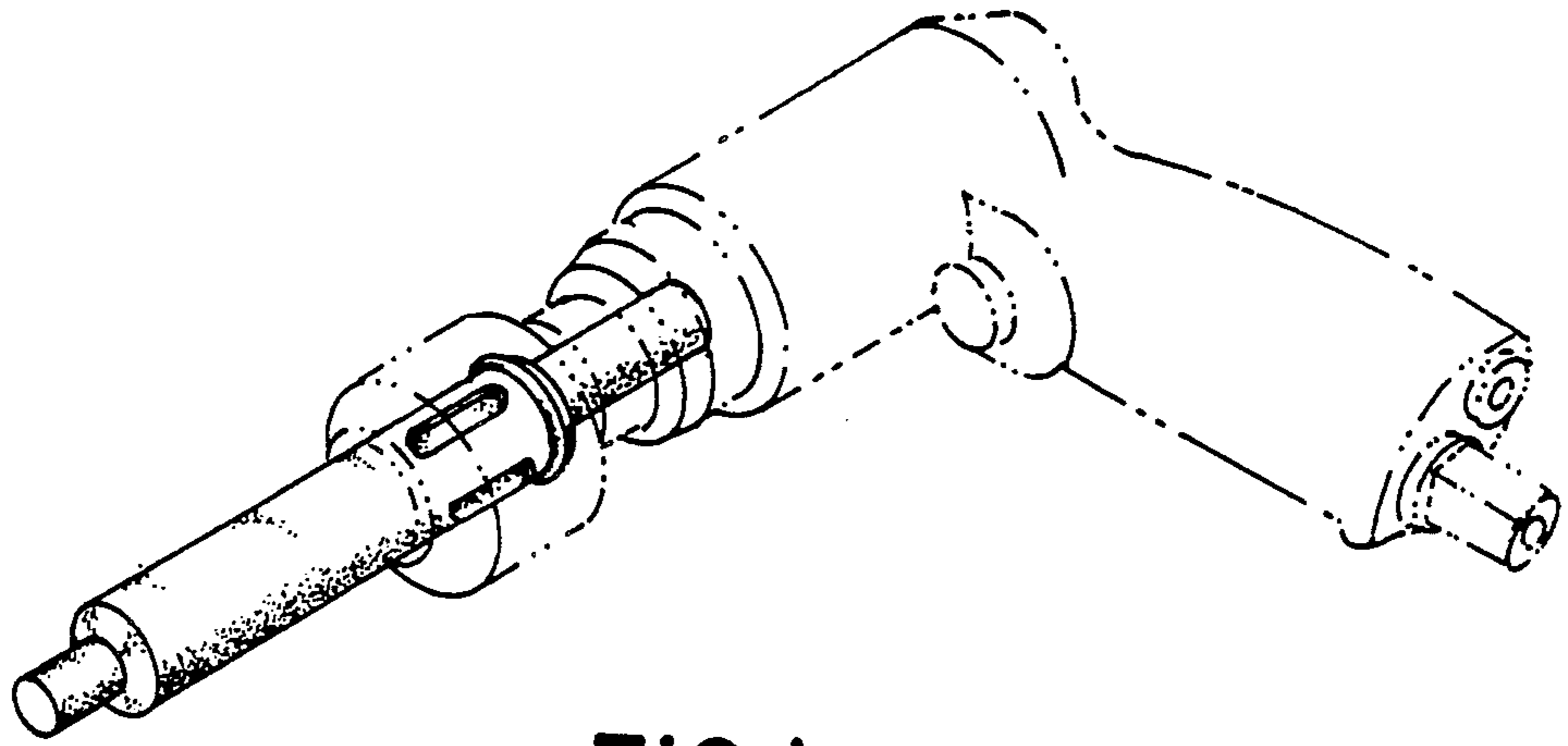


FIG. 1.

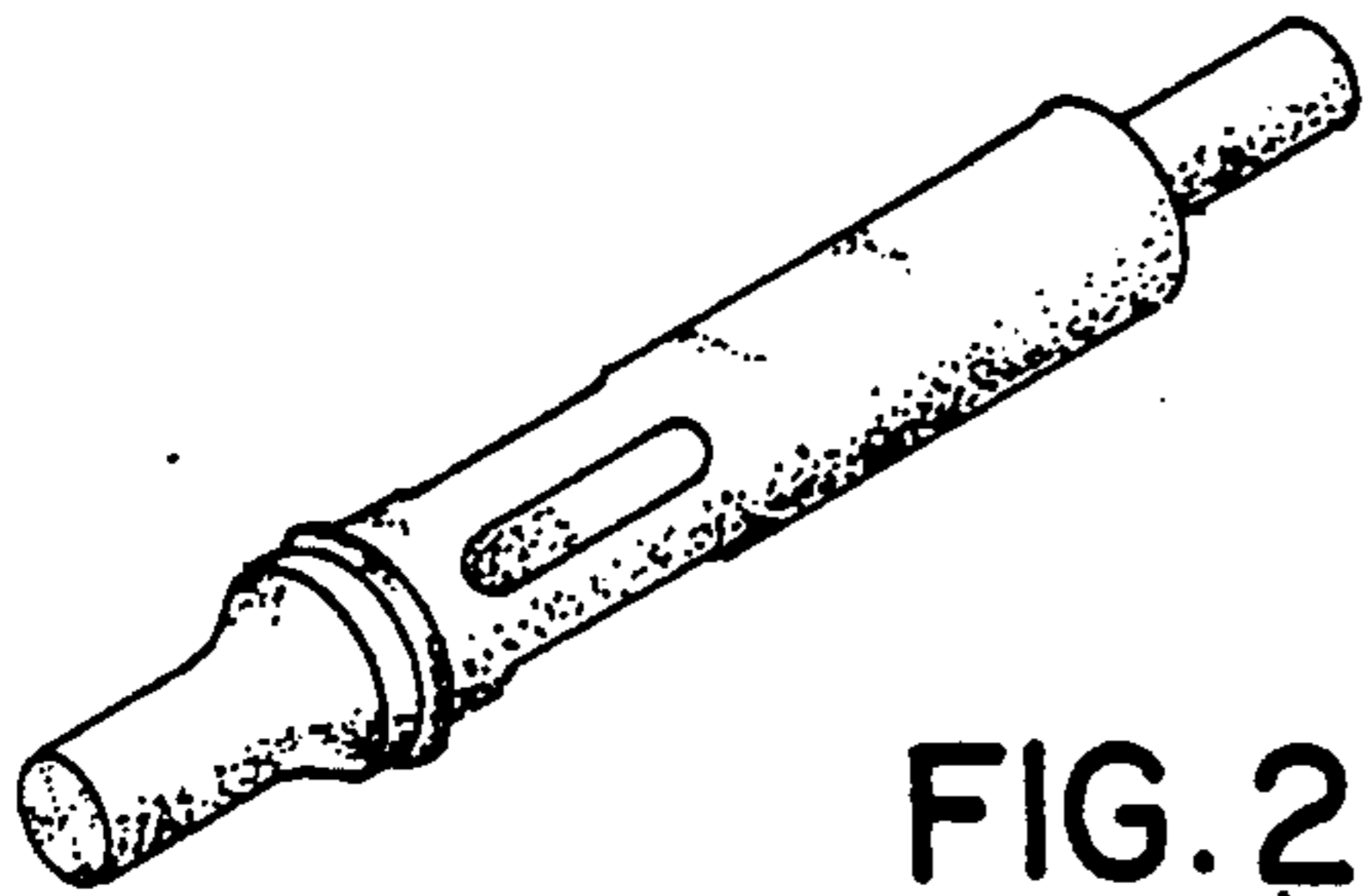


FIG. 2.

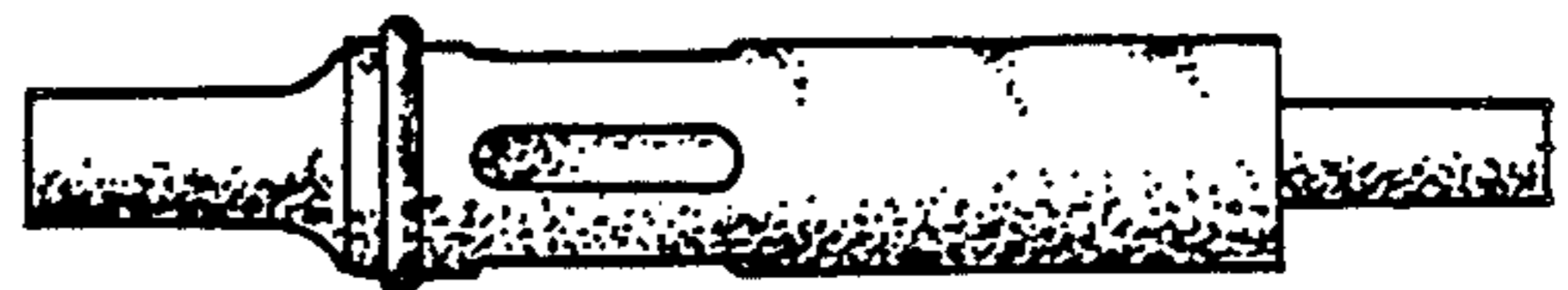


FIG. 3.



FIG. 4.

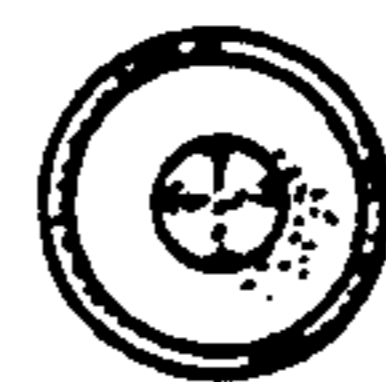


FIG. 5.