



US00D324462S

United States Patent [19]

[11] Patent Number: Des. 324,462

Karnaze

[45] Date of Patent: ** Mar. 10, 1992

[54] SUPPORT STAND

[76] Inventor: Christopher Karnaze, 3921 W. 11th Pl., Lawrence, Kans. 66049

[**] Term: 14 Years

[21] Appl. No.: 312,969

[22] Filed: Feb. 21, 1989

[52] U.S. Cl. D6/419; D6/313; D6/396; D6/411; D6/420; D6/429; 248/44.1; 248/454

[58] Field of Search D6/419, 420, 310, 311, D6/312, 313, 314, 419, 420; 248/441.1, 454, 449, 448, 460

D. 256,754	9/1980	LoJacono et al.	D6/418
D. 267,679	1/1983	Barney	D6/417
2,035,670	3/1936	Rubenstein	D6/313 X
3,934,806	1/1976	Rady	248/441.1
4,819,902	4/1989	Wenger et al.	248/454 X

FOREIGN PATENT DOCUMENTS

151802 2/1968 France 248/444.1

Primary Examiner—Bruce W. Dunkins
Assistant Examiner—Monica A. Hannon
Attorney, Agent, or Firm—Francis X. LoJacono

[57] CLAIM

The ornamental design for a support stand, as shown and described.

[56] References Cited

U.S. PATENT DOCUMENTS

D. 152,688	2/1949	Hammond	D6/411
D. 186,607	11/1959	Hembd et al.	D6/411
D. 246,016	10/1977	Brady	D6/419
D. 248,402	7/1978	Kittell	D19/90
D. 253,323	11/1979	Blatzer et al.	D6/310 X

DESCRIPTION

FIG. 1 is a left front perspective view of a support stand, showing my new design;
FIG. 2 is a right side-elevational view, the left side being a mirror image thereof;
FIG. 3 is a top-plan view thereof; and
FIG. 4 is a front-elevational view thereof.

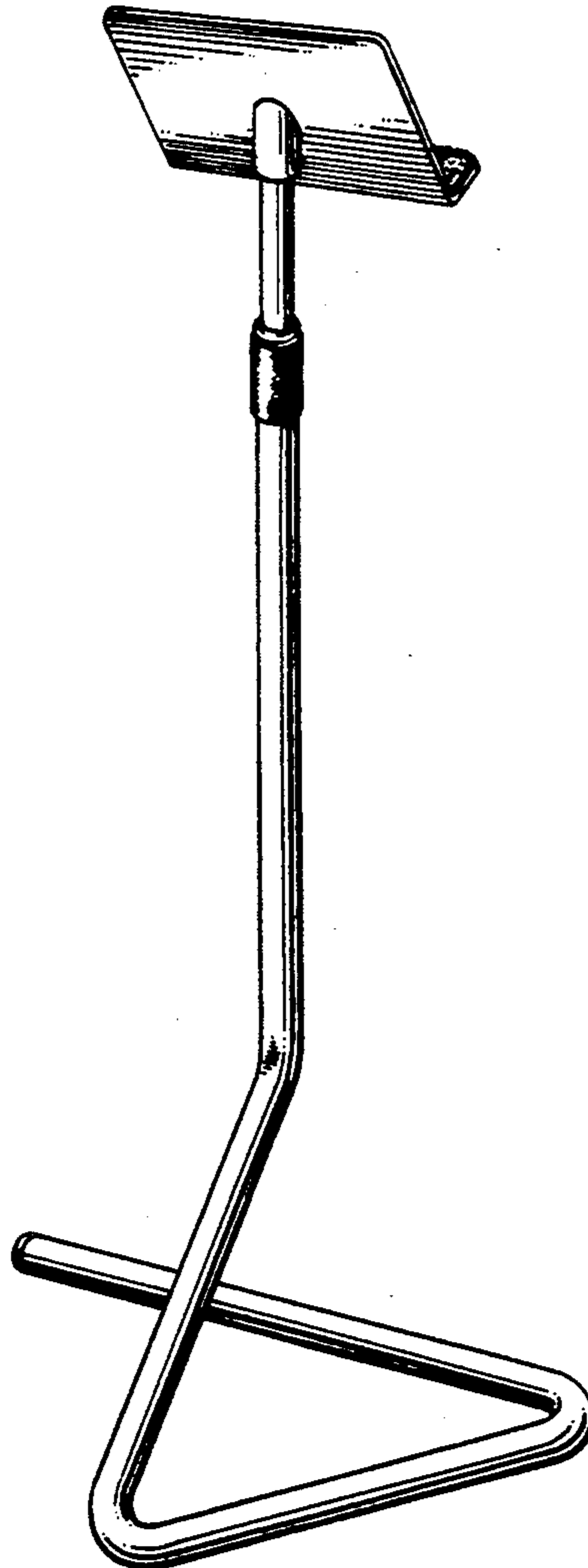


FIG. 1

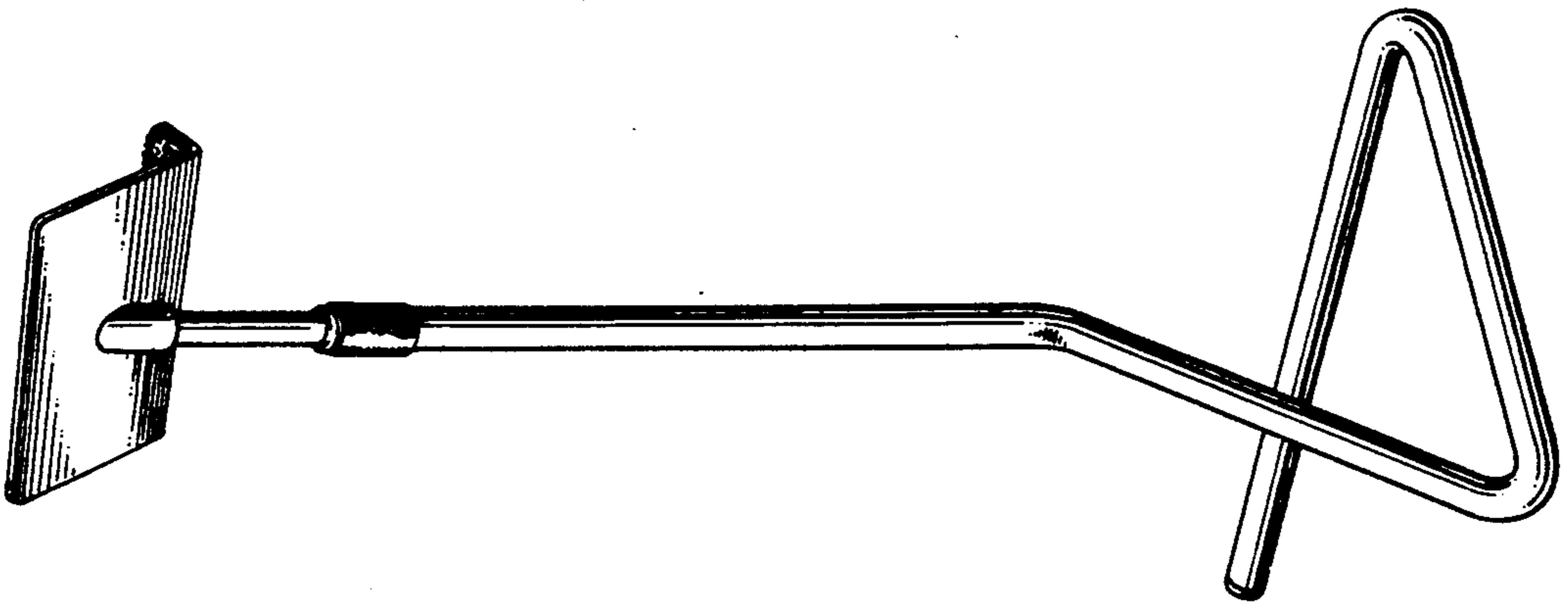


FIG. 2




FIG. 3

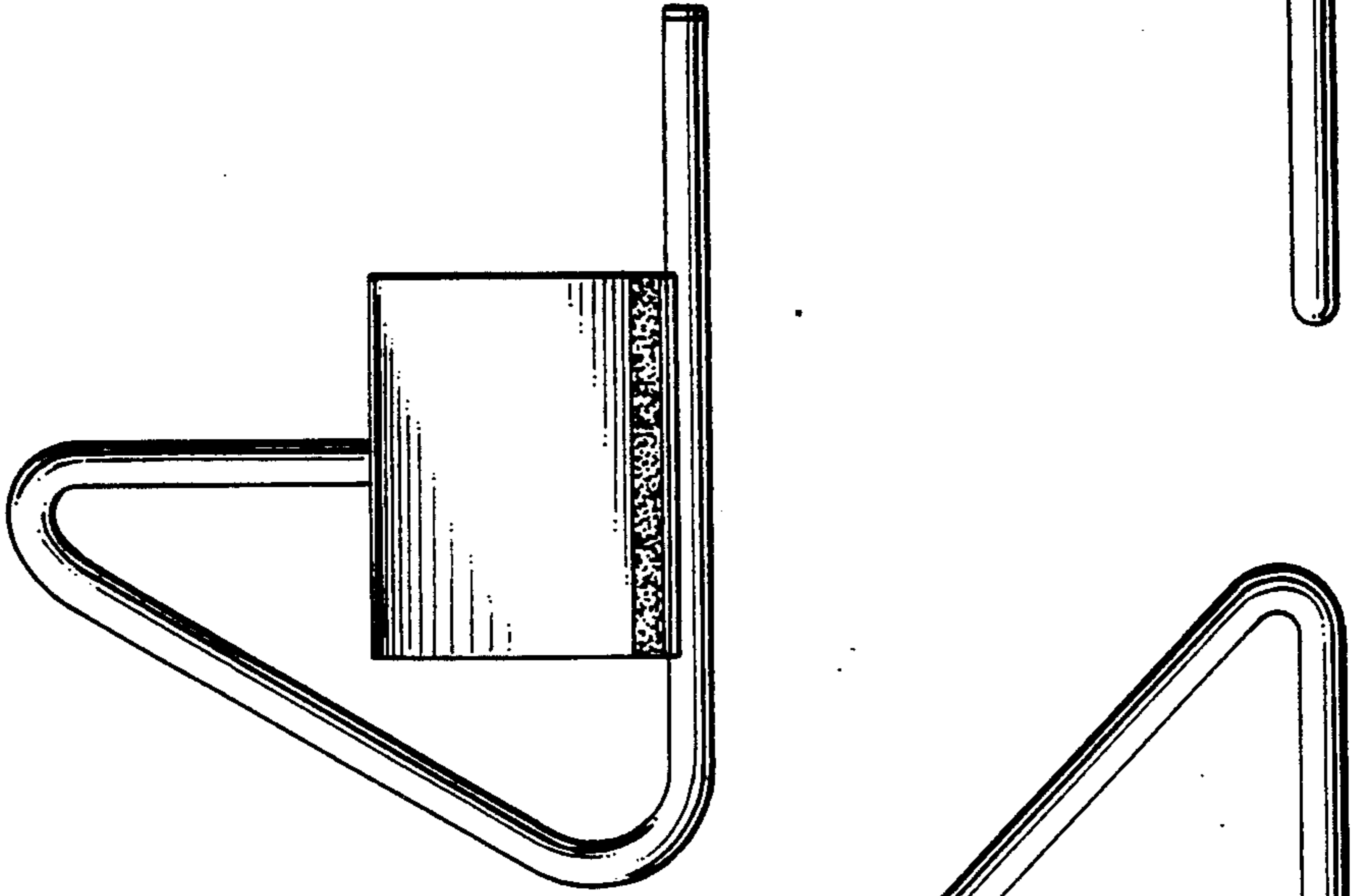


FIG. 4

