



US00D324459S

United States Patent [19]

[11] Patent Number: **Des. 324,459**

Gouldson et al.

[45] Date of Patent: **** Mar. 10, 1992**

[54] **COMBINED PANTY AND BRA HANGER**

| | | | |
|-----------|---------|---------------------|--------|
| 3,463,369 | 3/1967 | Moskowitz . | |
| 4,623,079 | 11/1986 | Tendrup et al. | 223/96 |
| 4,828,155 | 5/1989 | Louw | D6/326 |
| 4,892,237 | 1/1990 | Duester et al. | 223/88 |

[75] Inventors: **Stanley F. Gouldson**, Northport; **Olaf Olk**, Hauppauge, both of N.Y.; **Richard Shokite**, Stratford, Conn.

Primary Examiner—B. J. Bullock
Attorney, Agent, or Firm—Scully, Scott, Murphy & Presser

[73] Assignee: **Plasti-form Enterprises, Inc.**, Deer Park, N.Y.

[**] Term: **14 Years**

[57] CLAIM

[21] Appl. No.: **583,345**

The ornamental design for a combined panty and bra hanger, as shown and described.

[22] Filed: **Sep. 14, 1990**

DESCRIPTION

[52] U.S. Cl. **D6/326**
[58] Field of Search **D6/315, 326; 211/113; 223/85-96**

FIG. 1 is a front elevational view of a combined panty and bra hanger showing our new design, the reverse side being a mirror image thereof; FIG. 2 is a top plan view thereof; FIG. 3 is a right end elevational view thereof; FIG. 4 is a bottom plan view thereof; FIG. 5 is a sectional view taken in the direction of the arrows on line 5—5 of FIG. 1; and FIG. 6 is a sectional view taken in the direction of the arrows on line 6—6 of FIG. 1.

[56] References Cited U.S. PATENT DOCUMENTS

- | | | | |
|------------|---------|---------------------|--------|
| D. 214,968 | 8/1969 | Field et al. . | |
| D. 246,817 | 1/1978 | Mainetti . | |
| D. 298,184 | 10/1988 | Tendrup et al. | D6/326 |
| D. 305,484 | 1/1990 | Fildan | D6/326 |

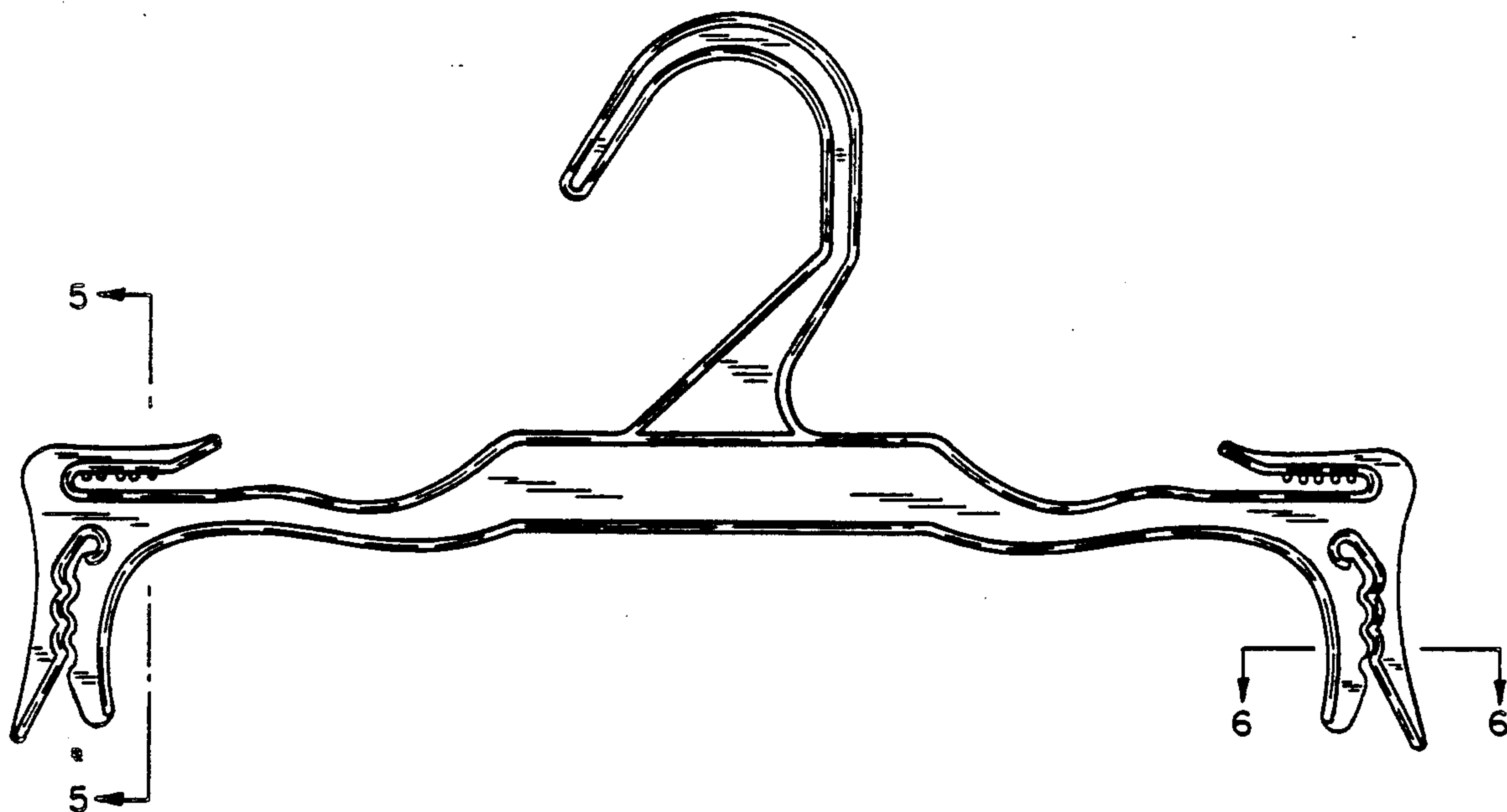




FIG.3

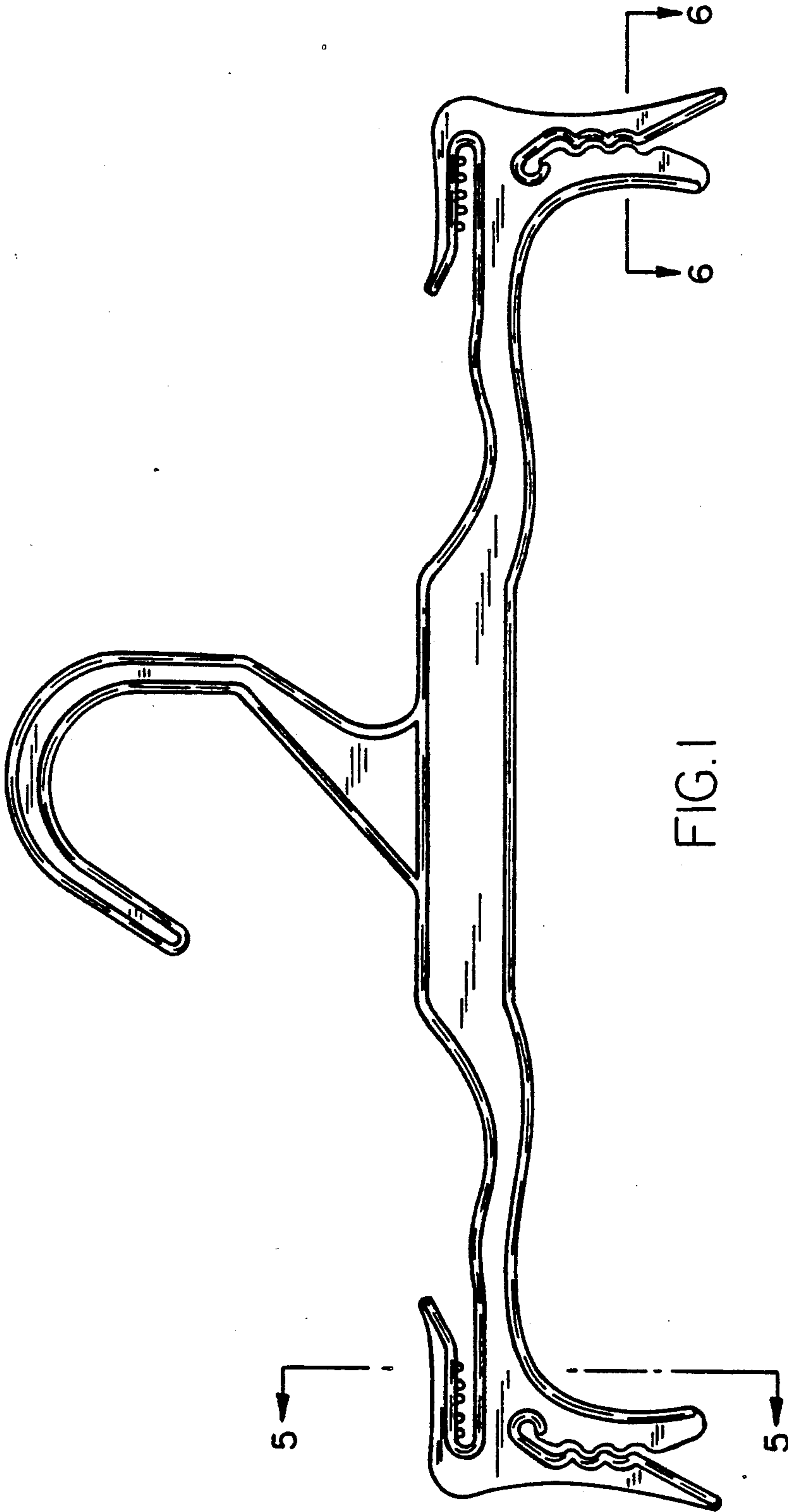


FIG.1



FIG.2

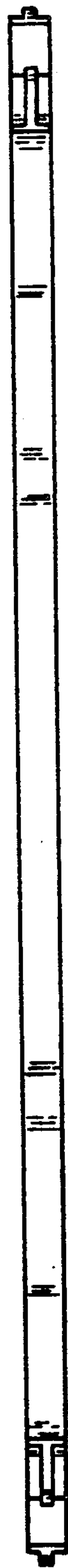


FIG. 4



FIG. 5



FIG. 6