



US00D324457S

# United States Patent [19]

[11] Patent Number: **Des. 324,457**

Ricciarelli et al.

[45] Date of Patent: **\*\* Mar. 10, 1992**

[54] WIRE BRUSH

D. 159,358	7/1950	McDonald	.....	D4/134
D. 266,458	10/1982	Gonsalves	.....	D4/129
1,749,733	3/1930	Cave et al.	.....	15/160

[75] Inventors: **Paul A. Ricciarelli, Ayden, N.C.;**  
**Sean Simmons, Seacliff, N.Y.**

[73] Assignee: **Empire Brushes, Inc., Greenville,**  
**N.C.**

[\*\*] Term: **14 Years**

*Primary Examiner*—Wallace R. Burke  
*Assistant Examiner*—Lavone Tabor  
*Attorney, Agent, or Firm*—Kirschstein, Ottinger, Israel  
& Schiffmiller

[21] Appl. No.: **597,805**

[57] **CLAIM**

[22] Filed: **Oct. 9, 1990**

The ornamental design for a wire brush, as shown and described.

[52] U.S. Cl. .... **D4/130**

[58] Field of Search ..... **D4/119, 129, 130, 134-136,**  
**D4/138, 199; 15/143 R, 146, 159 R, 159 A, 160**


**DESCRIPTION**

FIG. 1 is a front elevational view of a wire brush showing our new design, the rear being a mirror image;  
FIG. 2 is a top plan view thereof;  
FIG. 3 is a left side elevational view thereof;  
FIG. 4 is a right side elevational view thereof; and  
FIG. 5 is a bottom plan view thereof.

[56] **References Cited**

**U.S. PATENT DOCUMENTS**

D. 27,658	9/1897	Jezuit	.....	D4/119
D. 42,437	4/1912	MacKenzie	.....	D4/134



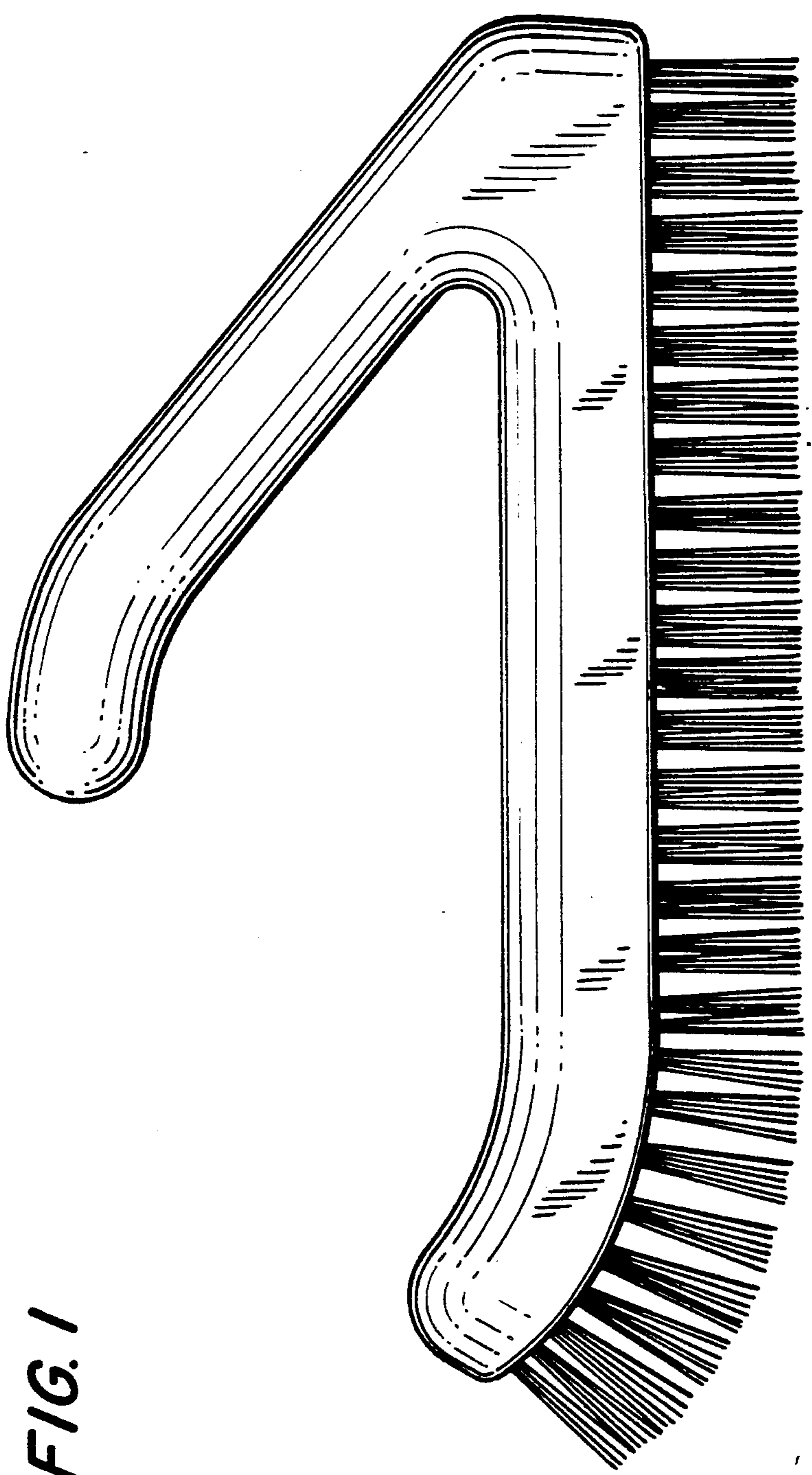


FIG. 1

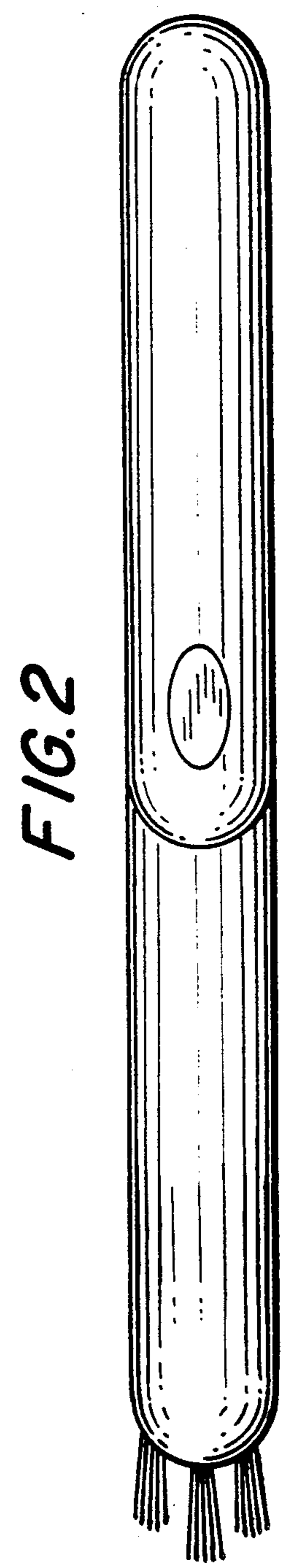


FIG. 2




FIG. 3

FIG. 4




FIG. 5

