



US00D324422S

United States Patent [19]

[11] Patent Number: **Des. 324,422**

Powell

[45] Date of Patent: **** Mar. 3, 1992**

[54] **THERAPEUTIC BELT**

[76] Inventor: **Martin A. Powell**, 135 S. Pershing Ave., York, Pa. 17403

[**] Term: **14 Years**

[21] Appl. No.: **195,182**

[22] Filed: **May 18, 1988**

[52] U.S. Cl. **D24/206**

[58] Field of Search **D24/36, 34, 49, 64, D24/99, 40; D2/627; 272/123; 2/322, 338; 219/211, 527; 128/78, 99.1, DIG. 20, 89 R, 100.1, 96.1, 402, 403, 384, 379, 385**

[56] **References Cited**

U.S. PATENT DOCUMENTS

1,594,053	7/1926	Evans	219/527
1,736,590	11/1929	Graham et al.	219/211
3,079,486	2/1963	Winchell	219/211 X
3,407,818	10/1968	Costanzo	219/211 X
3,578,773	5/1971	Schultz	128/96.1 X
3,637,207	1/1972	Christensen, Jr.	128/78 X
3,687,143	8/1972	Schneeberger et al.	219/211 X

4,178,922	12/1979	Curlee	128/78
4,178,923	12/1979	Curlee	128/DIG. 20 X
4,201,218	5/1980	Feldman et al.	128/402

FOREIGN PATENT DOCUMENTS

9537	of 1892	United Kingdom	128/384
16772	of 1909	United Kingdom	128/384

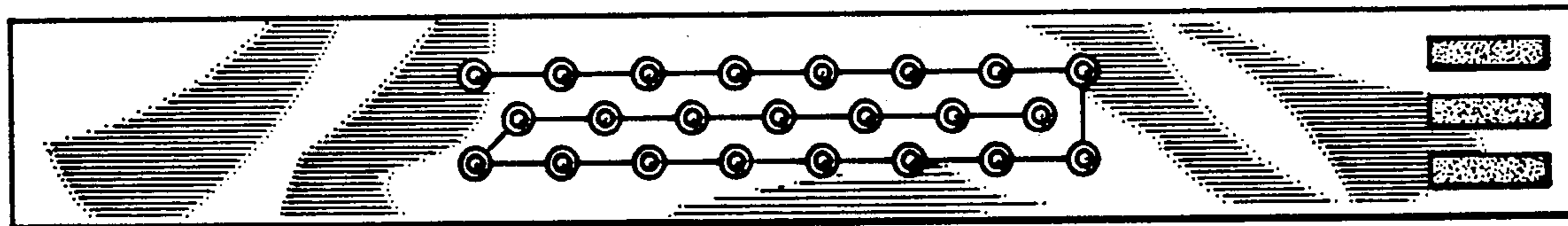
Primary Examiner—A. Hugo Word
Assistant Examiner—Doris V. Coles
Attorney, Agent, or Firm—Leon Gilden

[57] **CLAIM**

The ornamental design for a therapeutic belt, as shown and described.

DESCRIPTION

FIG. 1 is a front elevational view of a therapeutic belt showing my new design;
FIG. 2 is a rear elevational view thereof;
FIG. 3 is a left side elevational view thereof;
FIG. 4 is a right side elevational view thereof;
FIG. 5 is a top plan view thereof; and,
FIG. 6 is a bottom plan view thereof.



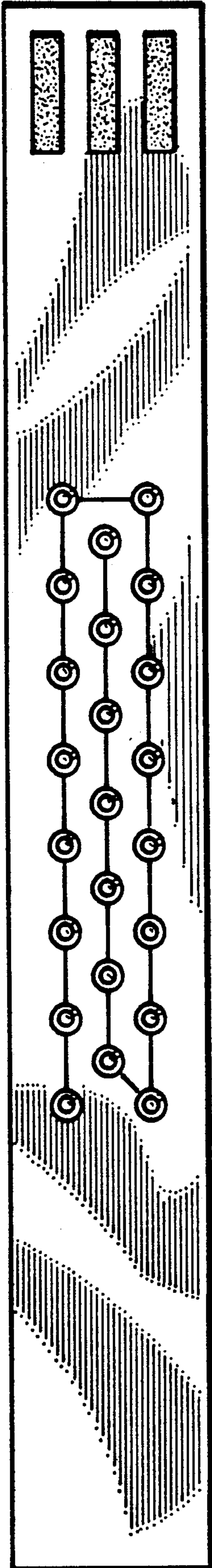


Fig. 1

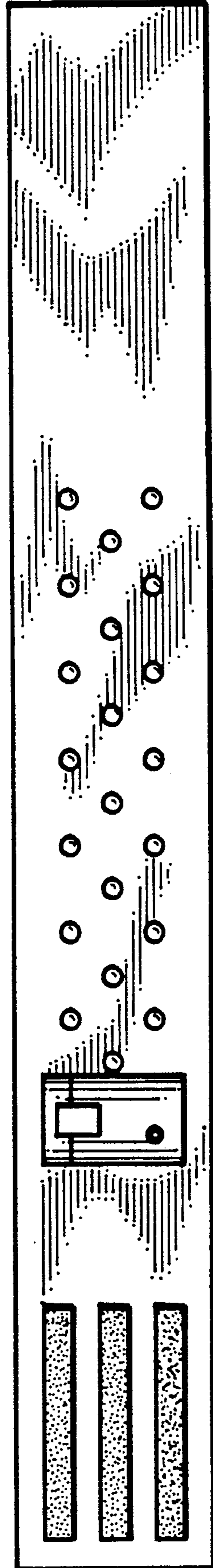


Fig. 2




Fig. 3



Fig. 4



Fig. 5



Fig. 6