



US00D324421S

United States Patent [19]

[11] Patent Number: **Des. 324,421**

Arbouw

[45] Date of Patent: **** Mar. 3, 1992**

[54] VENTILATION GRILL FOR WINDOWS

4,953,451 9/1990 Arbouw 98/98

[75] Inventor: **Willem D. Arbouw**, Harderwijk, Netherlands

FOREIGN PATENT DOCUMENTS

252130 6/1964 Australia 98/98

[73] Assignee: **Van der Sluijs Beheer B.V.**, Netherlands

Primary Examiner—James M. Gandy
Assistant Examiner—Lisa Lichtenstein
Attorney, Agent, or Firm—Ostrolenk, Faber, Gerb & Soffen

[**] Term: **14 Years**

[21] Appl. No.: **599,909**

[57] CLAIM

[22] Filed: **Oct. 18, 1990**

The ornamental design for a ventilation grill for windows, as shown.

[30] Foreign Application Priority Data

Apr. 20, 1990 [XB] Benelux 65445-00

[52] U.S. Cl. **D23/386**

[58] Field of Search 98/98, 99.6, 99.8;
52/209; D23/387, 392, 388, 371, 370, 390, 391,
386

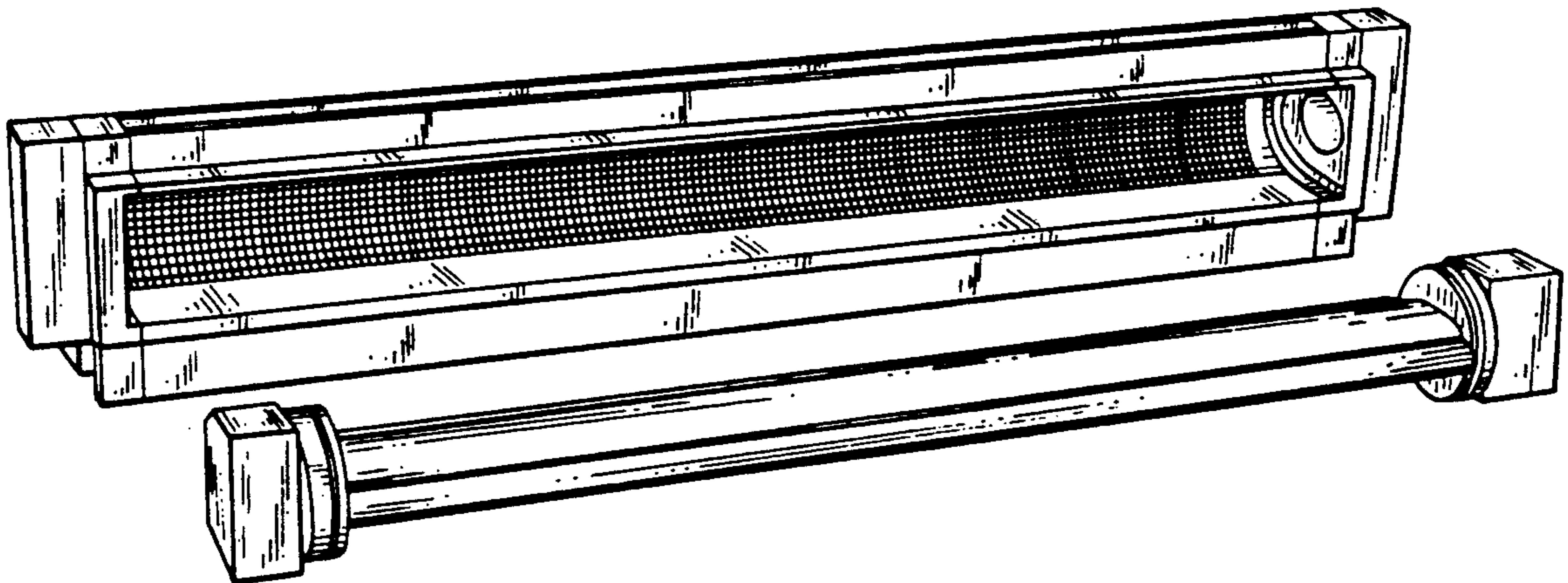
DESCRIPTION

FIG. 1 is a rear perspective view of a ventilation grill for windows showing my new design, with the butterfly valve in closed condition;
FIG. 2 is a rear perspective view thereof, with the butterfly valve in open condition;
FIG. 3 is an exploded rear perspective view thereof;
FIG. 4 is a front perspective view thereof with the butterfly valve in closed condition; and
FIG. 5 is a bottom plan view thereof, with the butterfly valve in closed condition.

[56] References Cited

U.S. PATENT DOCUMENTS

842,401 1/1907 Goodell 98/99.8
1,630,691 5/1927 Crosthwaite 98/99.8
2,928,334 3/1960 van de Veire 98/99.8



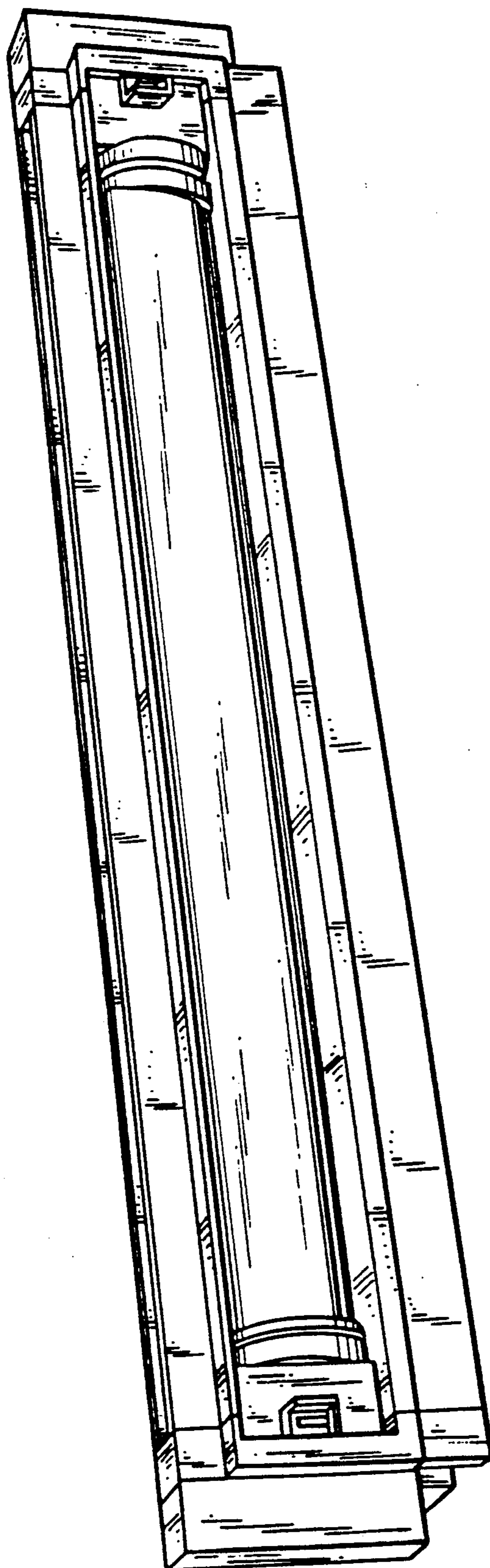


FIG. 1.

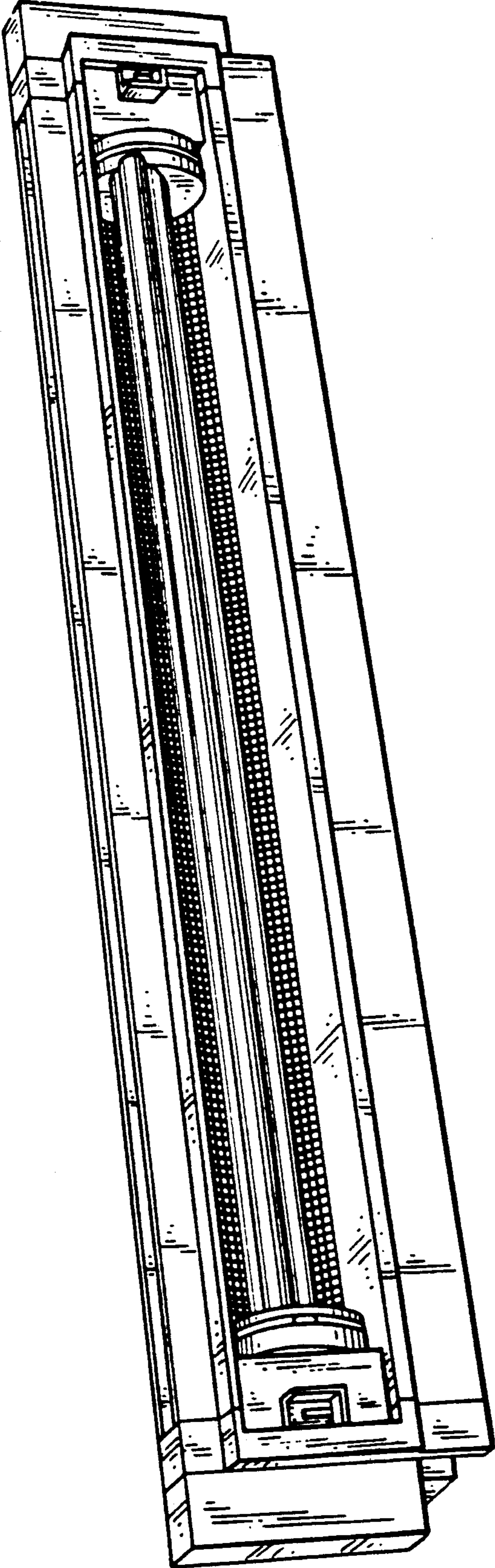


FIG. 2.

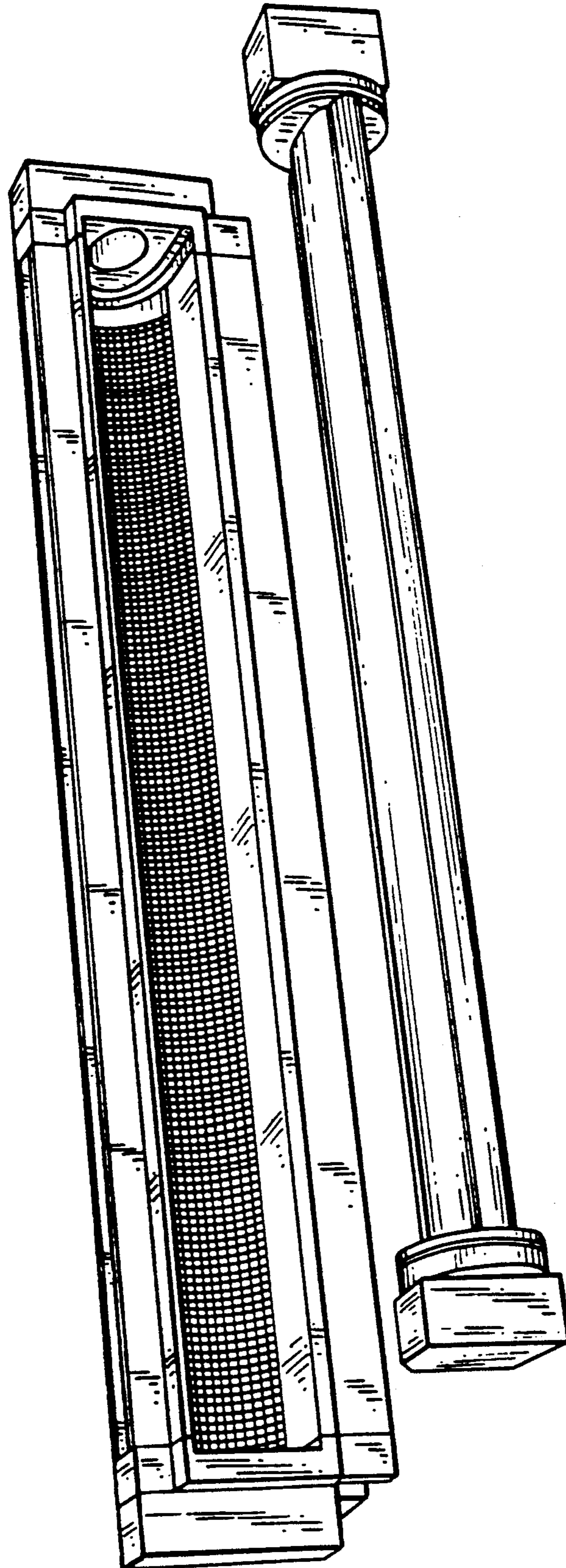


FIG. 5.

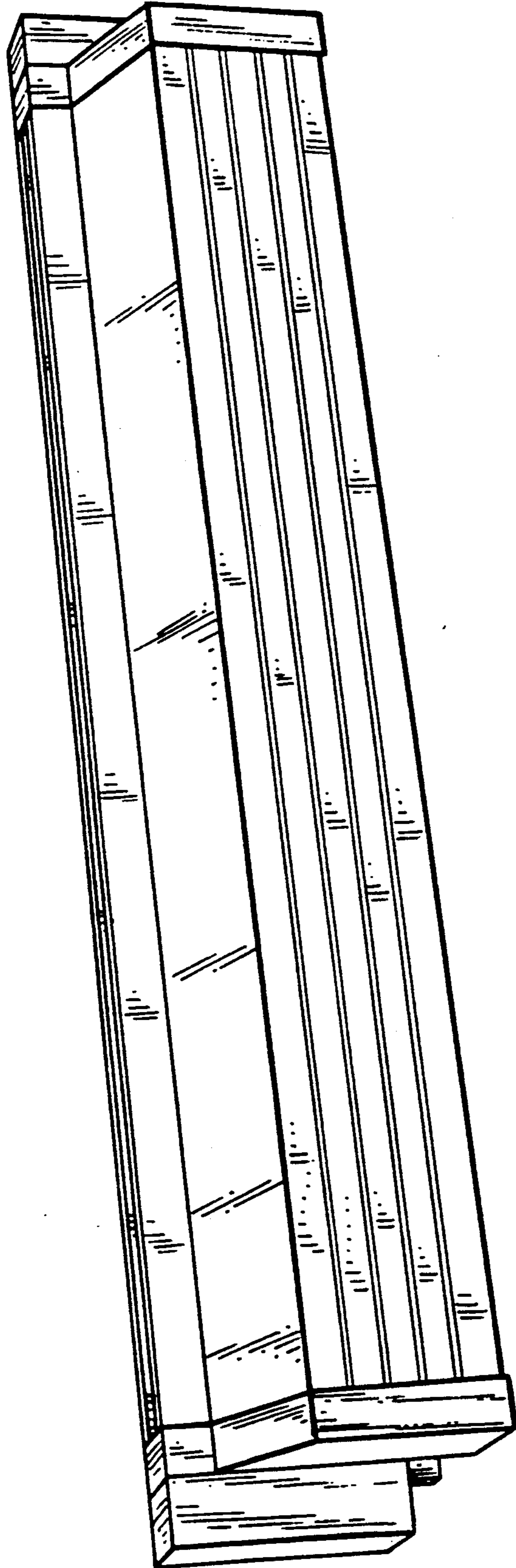


FIG. 4.




FIG. 5.