



US00D324398S

# United States Patent [19]

Herbst et al.

[11] Patent Number: **Des. 324,398**

[45] Date of Patent: **\*\* Mar. 3, 1992**

[54] **WRITING INSTRUMENT CAP**

[75] Inventors: **Walter B. Herbst, Evanston, Ill.;  
Paul D. Hurley, Huntington Woods,  
Mich.; Norman D. Poisson, Andover,  
Mass.**

[73] Assignee: **The Gillette Company, Boston, Mass.**

[\*\*] Term: **14 Years**

[21] Appl. No.: **393,925**

[22] Filed: **Aug. 14, 1989**

[52] U.S. Cl. .... **D19/57; D19/51;  
D19/56**

[58] Field of Search ..... **D19/35, 36, 41-51,  
D19/54-58, 81-85; 401/243, 244, 245, 246, 247**

[56] **References Cited**

**U.S. PATENT DOCUMENTS**

- D. 263,482 3/1982 Carre ..... D19/51
- D. 279,115 6/1985 Nishida ..... D19/51
- D. 286,547 11/1986 Koizumi et al. .... D19/51

- D. 305,245 12/1989 Chuang ..... D19/57
- D. 305,551 1/1990 Oka ..... D19/56 X
- D. 310,684 9/1990 Itoh ..... D19/57
- D. 316,726 5/1991 Itoh ..... D19/56 X
- D. 317,324 6/1991 Chuang ..... D19/51 X
- D. 317,625 6/1981 Itoh ..... D19/51 X
- 971,742 10/1910 Gallagher ..... 401/243

*Primary Examiner*—Bruce W. Dunkins  
*Assistant Examiner*—Martha Thompson

[57] **CLAIM**

The ornamental design for a writing instrument cap, as shown and described.

**DESCRIPTION**

FIG. 1 is a right front perspective view of a writing instrument cap showing our new design; FIG. 2 is a rear elevational view thereof; FIG. 3 is a right side elevational view, the left side being a mirror image thereof; FIG. 4 is a bottom plan view thereof; and FIG. 5 is a top plan view thereof.

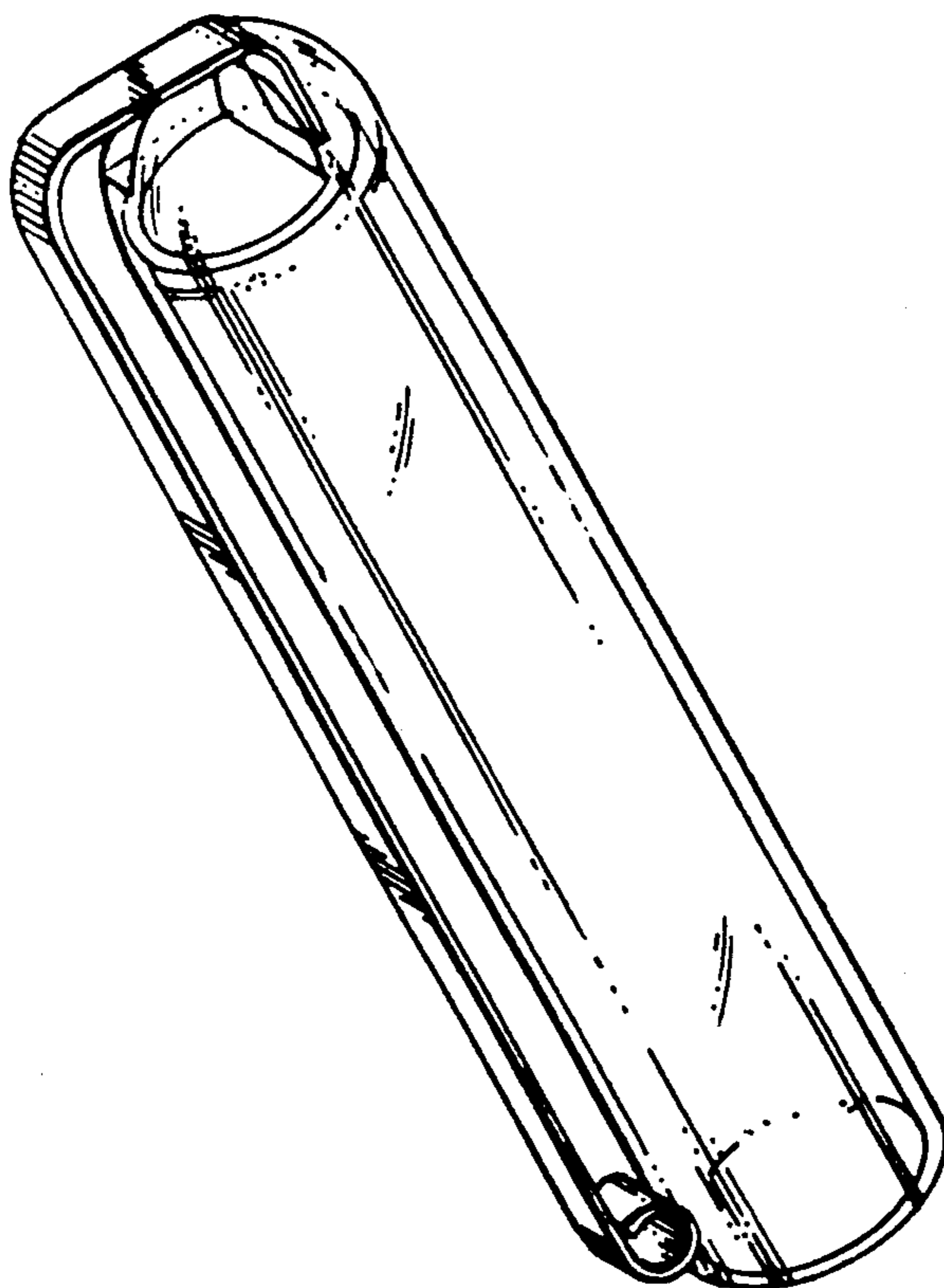


FIG. 1

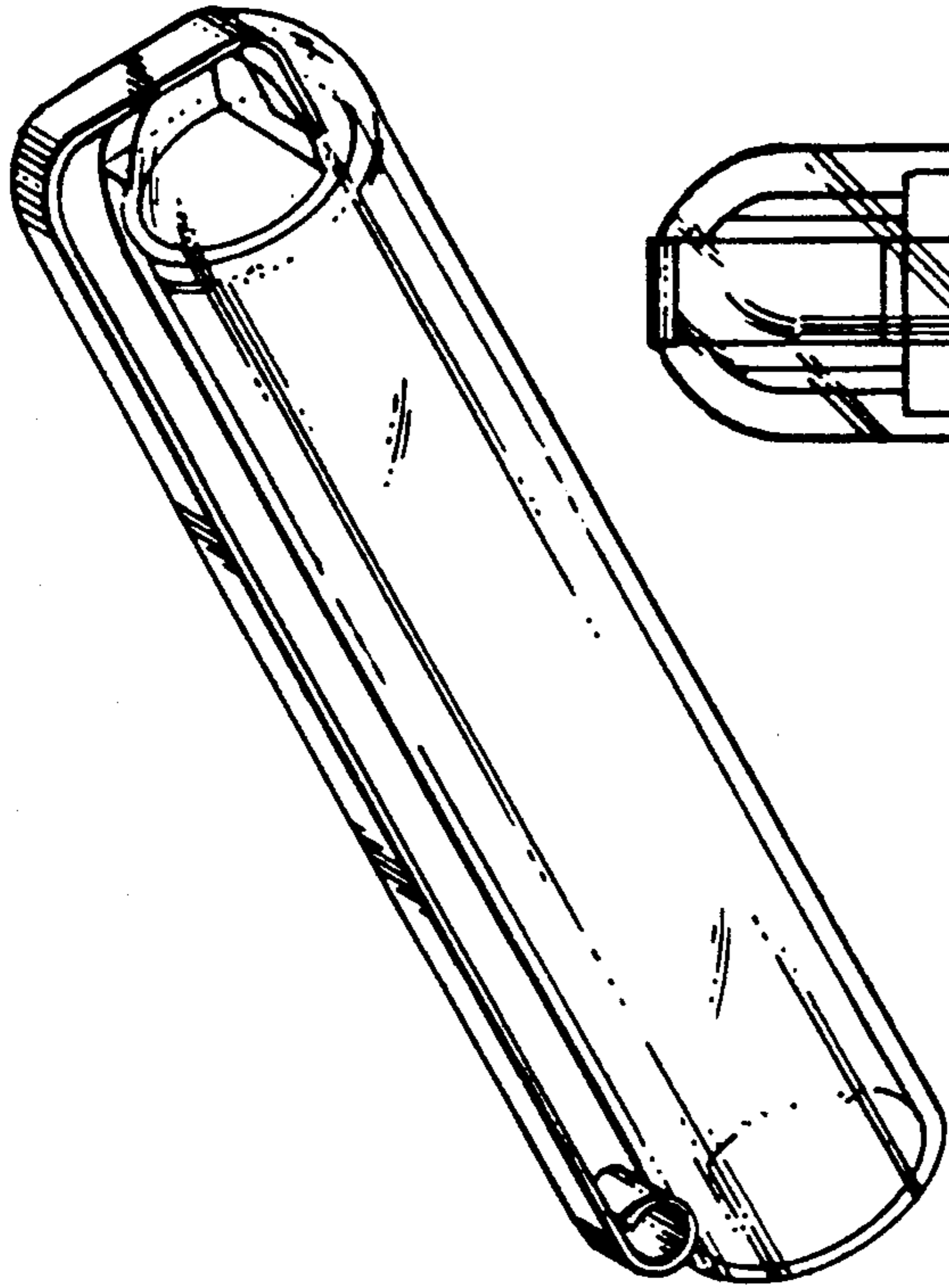


FIG. 2

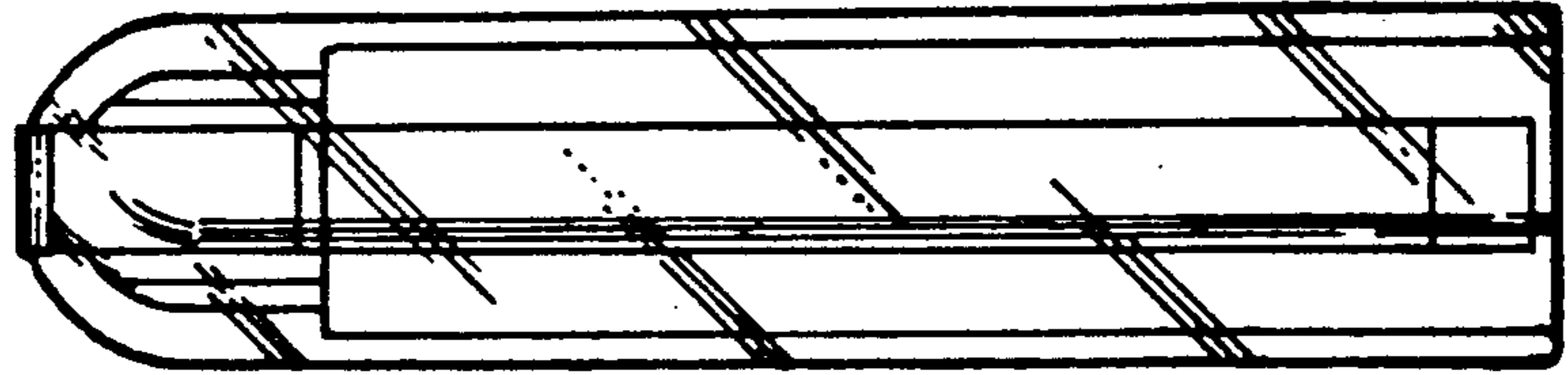


FIG. 3

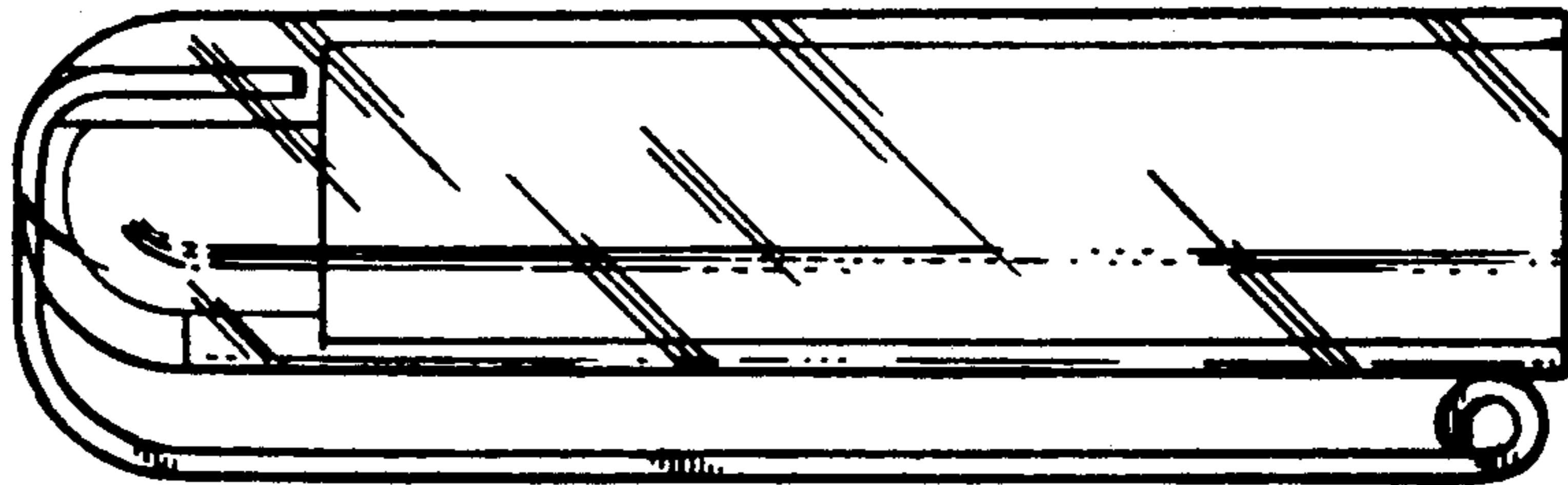


FIG. 4

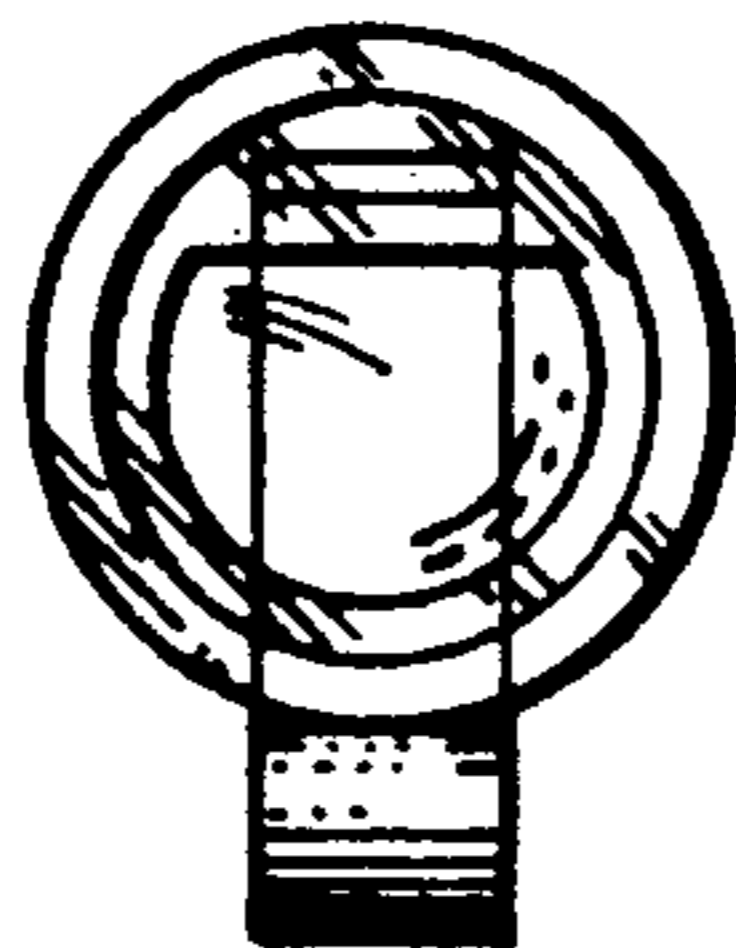


FIG. 5

