



US00D324396S

United States Patent [19]

[11] Patent Number: **Des. 324,396**

Carlsson

[45] Date of Patent: **** Mar. 3, 1992**

[54] **HAND STAMP**

2,966,116	12/1960	Harris et al.	101/405
3,402,663	9/1968	Funahashi	101/327
3,478,682	11/1969	Funahashi	101/368
4,289,070	9/1981	MacGregor	101/327

[75] Inventor: **Per Arne Carlsson, Boras, Sweden**

[73] Assignee: **Porelon, Inc., Cookeville, Tenn.**

[**] Term: **14 Years**

Primary Examiner—Bruce W. Dunkins
Assistant Examiner—Martha Thompson
Attorney, Agent, or Firm—Foley & Lardner

[21] Appl. No.: **403,333**

[57] **CLAIM**

[22] Filed: **Sep. 6, 1989**

The ornamental design for a hand stamp, as shown and described.

[52] U.S. Cl. **D18/15; D19/65; D19/71**

[58] Field of Search **D18/14-18; D19/65, 70, 71; 101/105, 111, 327, 371-373, 368, 405, 406**


DESCRIPTION

[56] **References Cited**

U.S. PATENT DOCUMENTS

D. 160,469	10/1950	Brenner	D18/15
D. 233,563	11/1974	Funahashi	D18/15
D. 261,006	9/1981	Wall et al.	D18/15
D. 283,033	3/1986	Berg	D18/15
1,263,094	4/1918	Millea	101/405 X
2,919,645	1/1960	Leeds	101/405

FIG. 1 is a right front perspective view of a hand stamp showing my new design;
FIG. 2 is a left rear perspective view thereof;
FIG. 3 is a front elevational view thereof;
FIG. 4 is a rear elevational view thereof;
FIG. 5 is a top plan view thereof;
FIG. 6 is a bottom plan view thereof;
FIG. 7 is a right side elevational view, the left side being a mirror image thereof; and
FIG. 8 is a right front perspective view thereof in an open position.



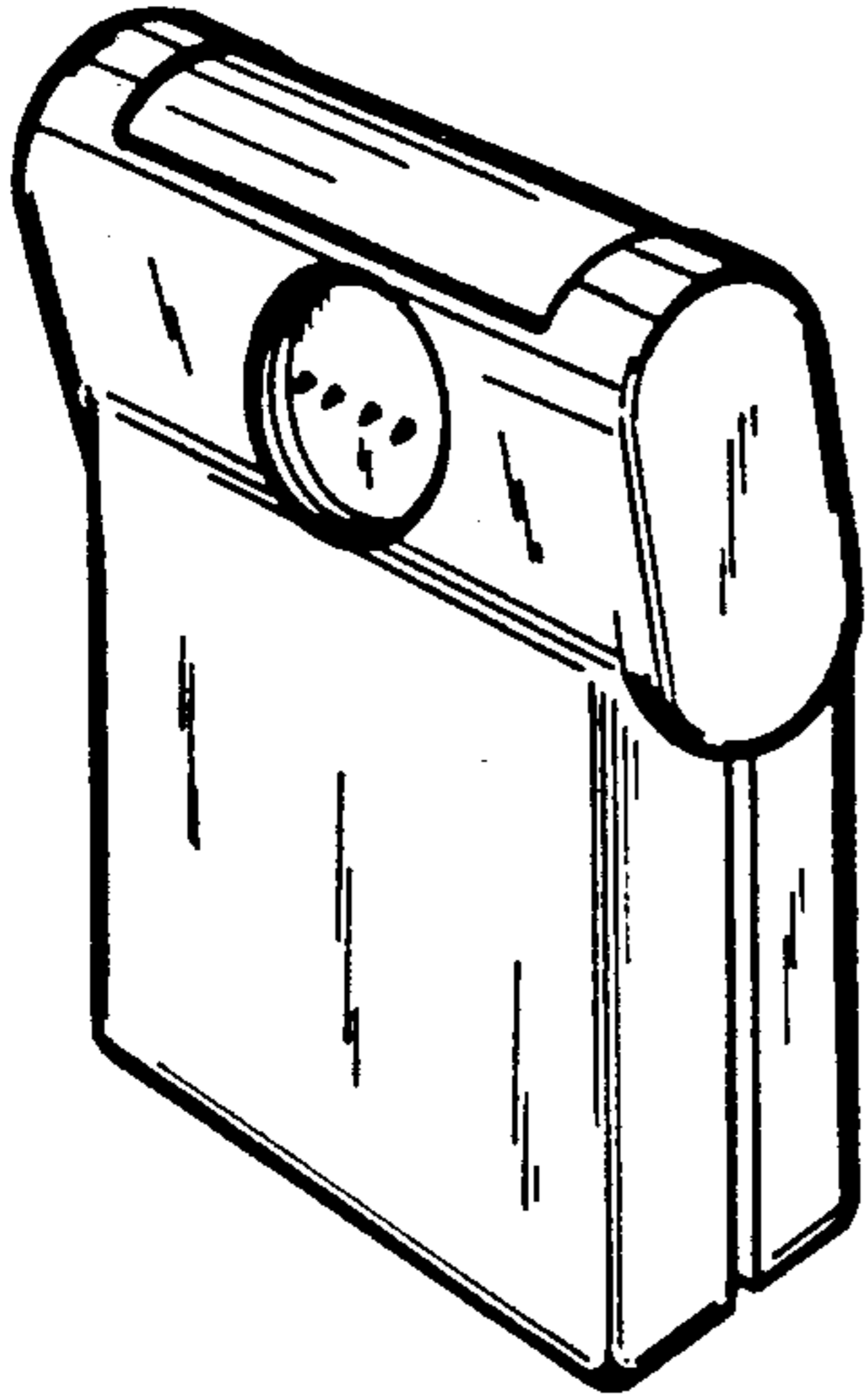


FIG. 1




FIG. 2




FIG. 8




FIG. 5




FIG. 3

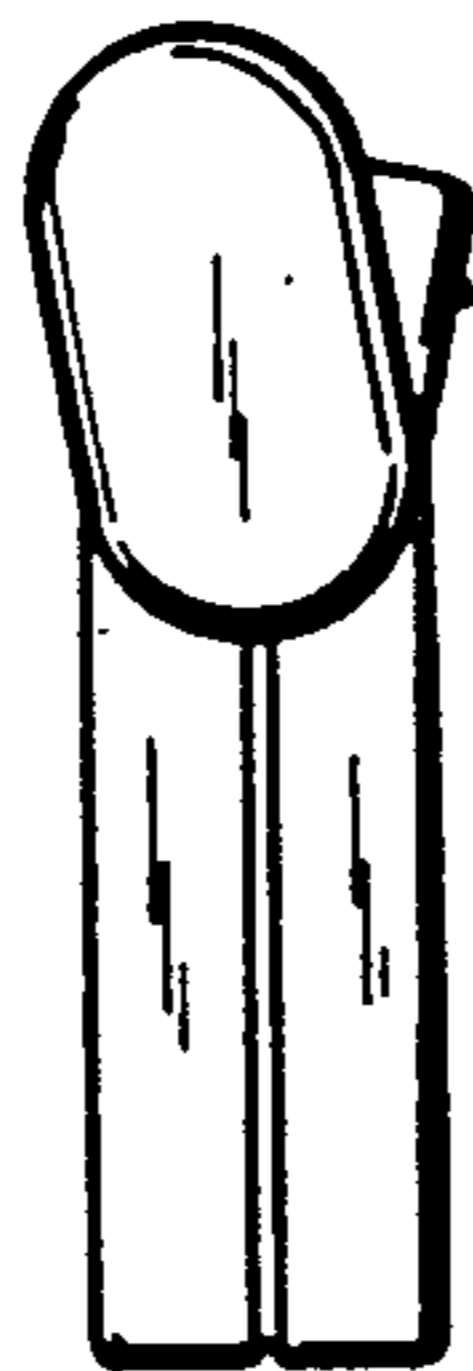


FIG. 7




FIG. 4




FIG. 6