



US00D324378S

United States Patent [19]

[11] Patent Number: **Des. 324,378**

Poupore

[45] Date of Patent: **** Mar. 3, 1992**

[54] **COMBINED PORTABLE AUTOMATED TELLER MACHINE AND FOLDABLE CHECKBOOK**

4,620,064	10/1986	Kessler et al.	179/2 C
4,734,858	3/1988	Schlaflly	364/408
4,839,504	6/1989	Nakano	235/379
4,877,950	10/1989	Halpern	235/380 X
4,910,696	3/1990	Crossman et al.	364/705.02
4,939,514	7/1990	Miyazaki	364/708 X
5,025,373	6/1991	Keyser, Jr. et al.	235/379 X

[75] Inventor: **Timothy J. H. Poupore**, Toronto, Canada

[73] Assignee: **National Transaction Network**, Hudson, Mass.

[**] Term: **14 Years**

[21] Appl. No.: **443,964**

[22] Filed: **Nov. 30, 1989**

[52] U.S. Cl. **D14/105; D18/6; D14/100**

[58] Field of Search **D14/100, 105, 107, 113; D18/1, 7, 11, 12, 5, 6; 200/5 A; 235/375, 379, 380, 384; 340/700, 706; 379/91, 143, 93-96; 341/22, 23; 364/408, 900, 706-708, 709.04, 710.06, 705.02, 705.06; 380/24**

[56] **References Cited**

U.S. PATENT DOCUMENTS

D. 264,337	5/1982	Kessler	D14/57
D. 272,345	1/1984	Kessler	D14/57
D. 292,710	11/1987	Woods, Jr.	D14/100
3,920,979	11/1975	Kilby et al.	364/705.02
3,976,840	8/1976	Cleveland et al.	379/95
4,041,291	8/1977	Pavda	364/705.06
4,075,702	2/1978	Davies	D18/7 X
4,277,837	7/1981	Stuckert	364/900
4,297,530	10/1981	Kessler	179/2 C
4,367,374	1/1983	Serrano	179/2 C
4,410,759	10/1983	Kessler	174/52 R
4,446,333	5/1984	Kessler	179/2 C
4,518,823	5/1985	Kessler	179/2 DP
4,587,409	5/1986	Nishimura et al.	235/380

OTHER PUBLICATIONS

IBM Technical Disclosure Bulletin, Aug. 1967, vol. 10, No. 3 Wallet Terminal Keyboard with Acoustic Coupler.

Primary Examiner—Wallace R. Burke
Assistant Examiner—Freda S. Nunn
Attorney, Agent, or Firm—Weingarten, Schurgin, Gagnebin & Hayes

[57] CLAIM

The ornamental design for a combined portable automated teller machine and foldable checkbook, as shown and described.

DESCRIPTION

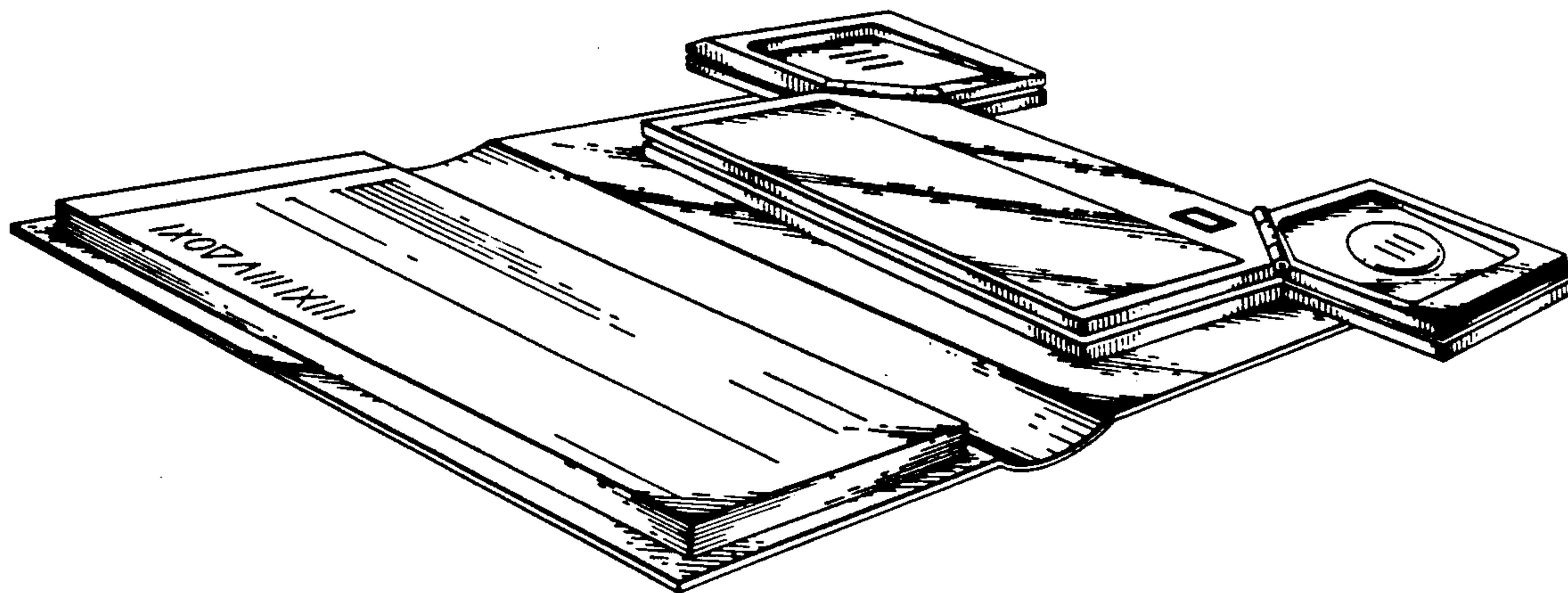

FIG. 1 is a side elevational view of a combined portable automated teller machine and foldable checkbook showing my new design;

FIG. 2 is a front elevational view thereof;

FIG. 3 is a perspective view thereof with the checkbook being shown in an unfolded condition; and

FIG. 4 is a perspective view thereof similar to that shown in FIG. 1 with both the checkbook and the portable automated teller machine being shown in an unfolded condition.

The teller machine and checkbook are shown in the folded condition in FIGS. 1 and 2. The undisclosed views of the top, side and bottom are substantially flat and unornamented.



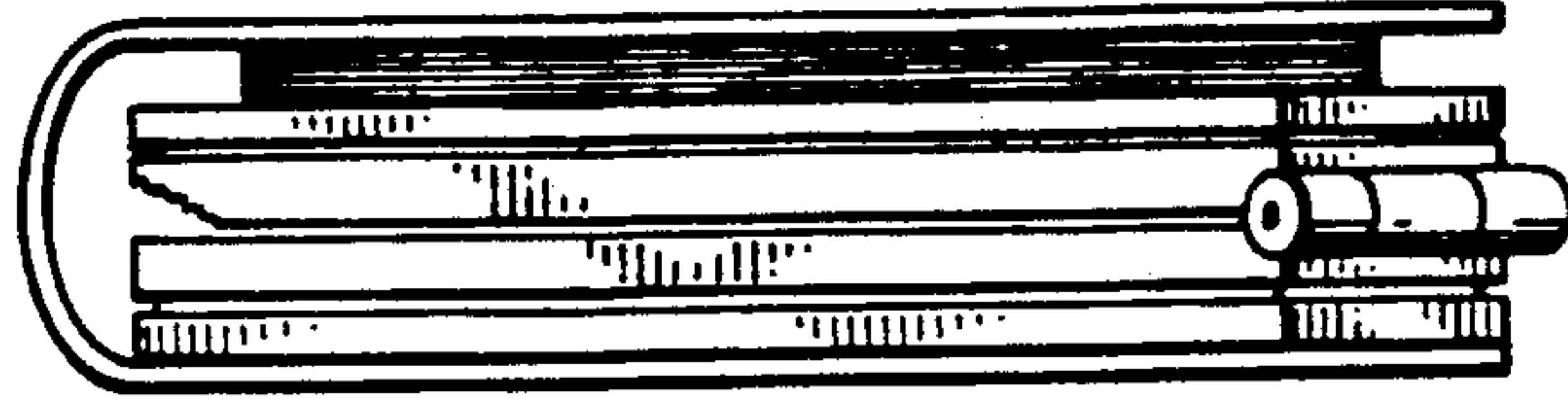


FIG. 1




FIG. 2

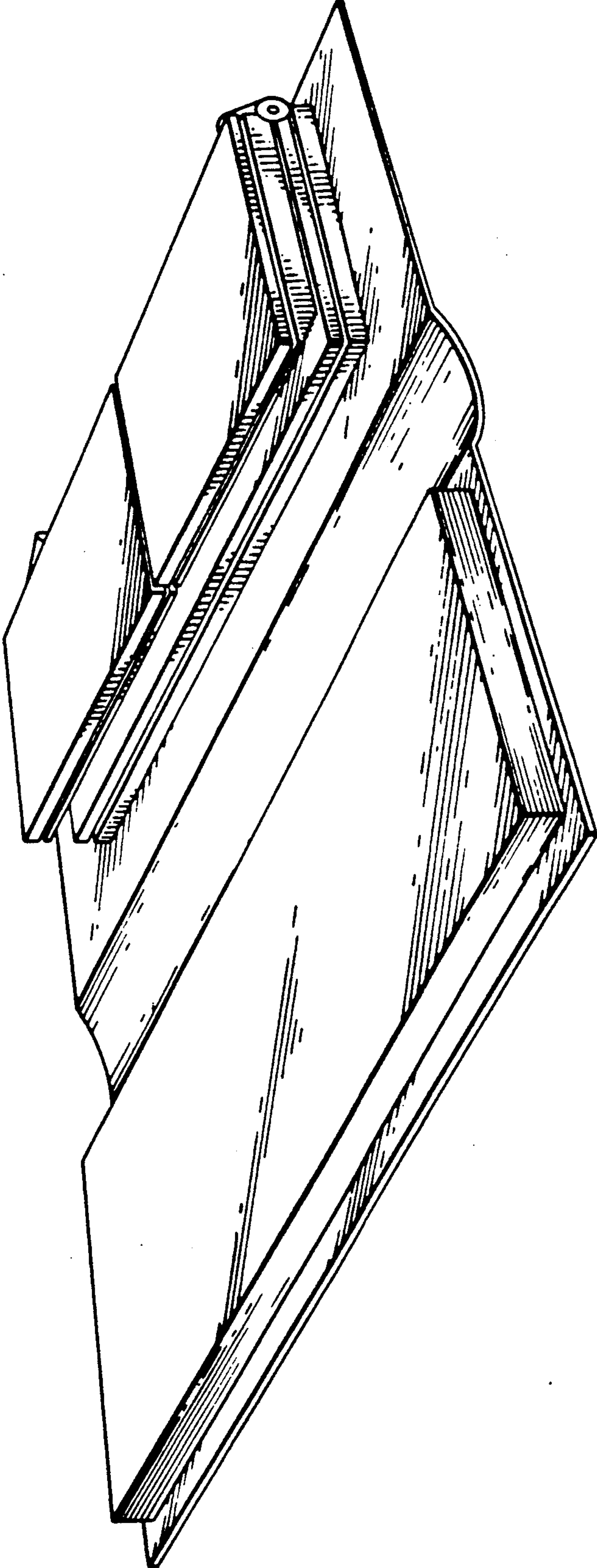


FIG. 3

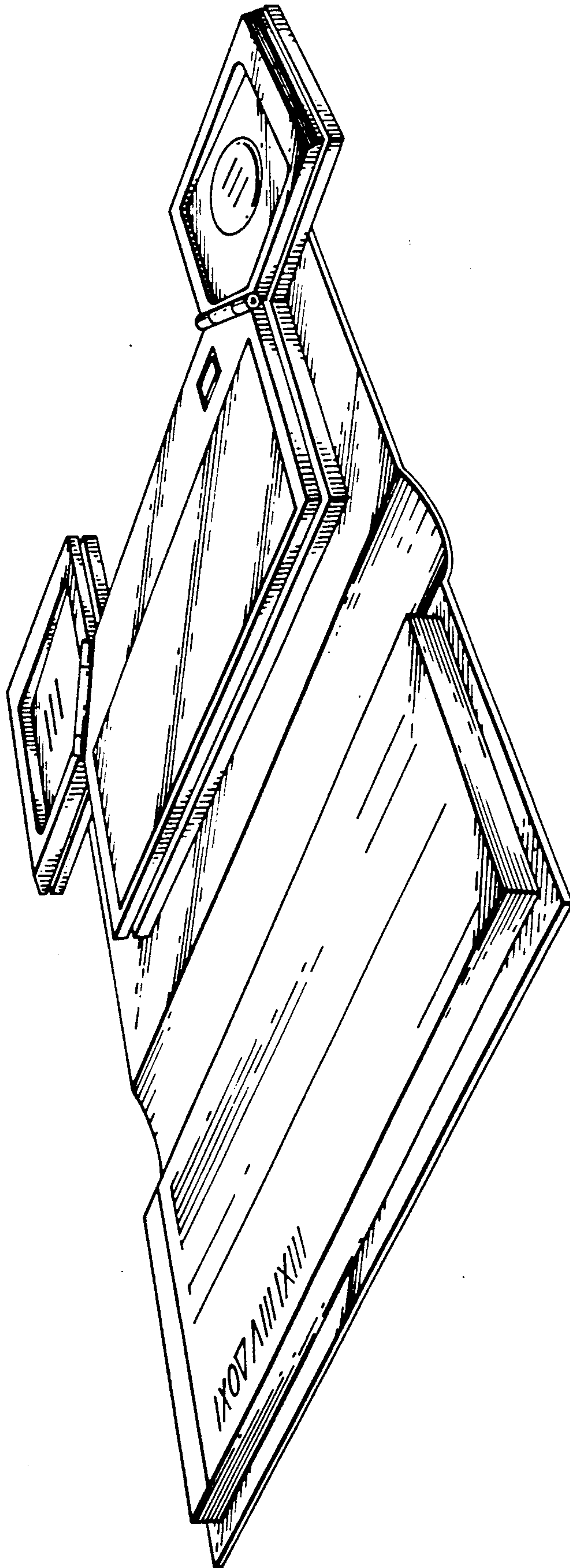


FIG. 4