



US00D324361S

**United States Patent** [19]  
**Taylor**

[11] **Patent Number: Des. 324,361**  
[45] **Date of Patent: \*\* Mar. 3, 1992**

[54] **REAR BUMPER FOR AUTOMOBILE**  
[75] **Inventor: Charles Taylor, Cerritos, Calif.**  
[73] **Assignee: Isuzu Motors Limited, Japan**  
[\*\*] **Term: 14 Years**  
[21] **Appl. No.: 382,332**  
[22] **Filed: Jul. 20, 1989**

[30] **Foreign Application Priority Data**

Jan. 31, 1989 [JP] Japan ..... 1-2860  
[52] **U.S. Cl. .... D12/169**  
[58] **Field of Search ..... D12/169; 293/102, 115, 293/117, 120**

[56] **References Cited**

**U.S. PATENT DOCUMENTS**

D. 125,008 2/1941 Walker ..... D12/169  
D. 125,009 2/1941 Walker ..... D12/169  
D. 235,250 6/1975 Mittelman et al. .... D12/169

*Primary Examiner—James M. Gandy*  
*Attorney, Agent, or Firm—Laubscher, Presta & Laubscher*

[57] **CLAIM**

The ornamental design for a rear bumper for automobile, as shown and described.

**DESCRIPTION**

FIG. 1 is a top, front and right side perspective view of a rear bumper for automobile showing my new design it being understood that the broken lines are for illustrative purpose only and form no part of the part of the claimed design;

FIG. 2 is an enlarged front elevation view thereof;

FIG. 3 is an enlarged rear elevation view thereof;

FIG. 4 is an enlarged top plan view thereof;

FIG. 5 is an enlarged bottom plan view thereof;

FIG. 6 is an enlarged left side elevation view thereof; and

FIG. 7 is an enlarged sectional view thereof taken along the line 7—7 in FIG. 2.




FIG. 1




FIG. 2

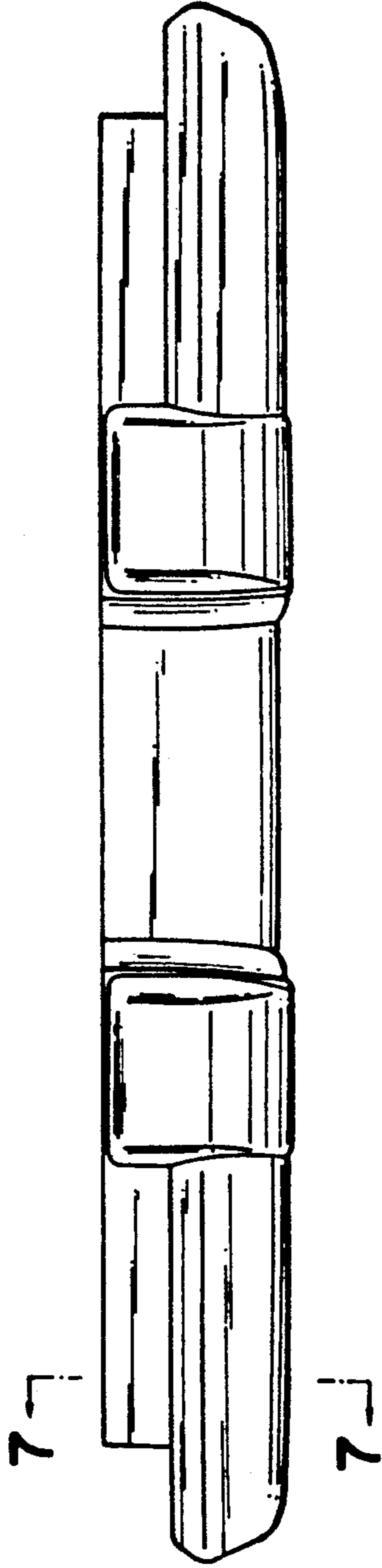


FIG. 3

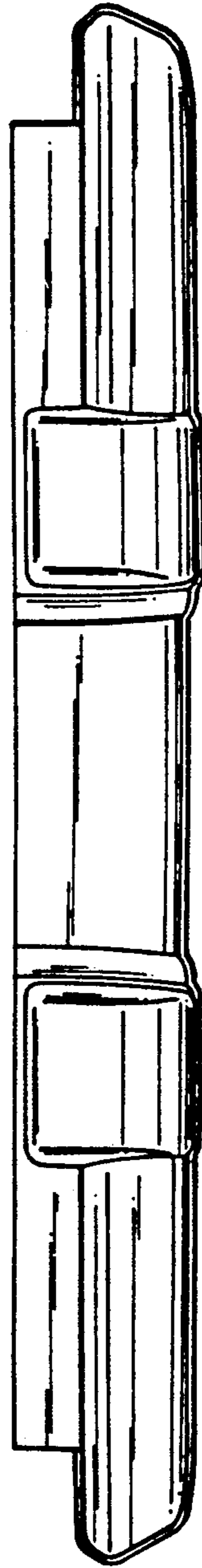


FIG. 4



FIG. 5



FIG. 6




FIG. 7

