



US00D324342S

# United States Patent [19]

[11] Patent Number: **Des. 324,342**

**Burgener**

[45] Date of Patent: **\*\* Mar. 3, 1992**

[54] **WRIST WATCH**

[75] Inventor: **Eddy Burgener, Moutier, Switzerland**

[73] Assignee: **Roventa-Henex SA, Bienne, Switzerland**

[\*\*] Term: **14 Years**

[21] Appl. No.: **329,494**

[22] Filed: **Mar. 28, 1989**

[30] **Foreign Application Priority Data**

Nov. 21, 1988 [WO] World Int. Prop. O. .... DMA/000882

[52] U.S. Cl. .... **D10/32; D10/38**

[58] Field of Search .... **D10/30-32, D10/38, 39; D11/3-6; 368/220-239, 276, 278, 281-286, 294-297**

[56] **References Cited**

**U.S. PATENT DOCUMENTS**

D. 1,870 12/1863 Hills ..... D10/30 X

D. 155,768 11/1949 Austin ..... D10/32  
D. 283,681 5/1986 Chodat ..... D10/32  
D. 297,125 8/1988 Grinberg ..... D10/126 X  
D. 309,113 7/1990 Schoepfer ..... D10/32  
4,935,910 6/1990 Akasaka et al. .... 368/282

**OTHER PUBLICATIONS**

Goldschmiede 2 eitung; 6/1985; p. 35; #6 watch at bottom of page.

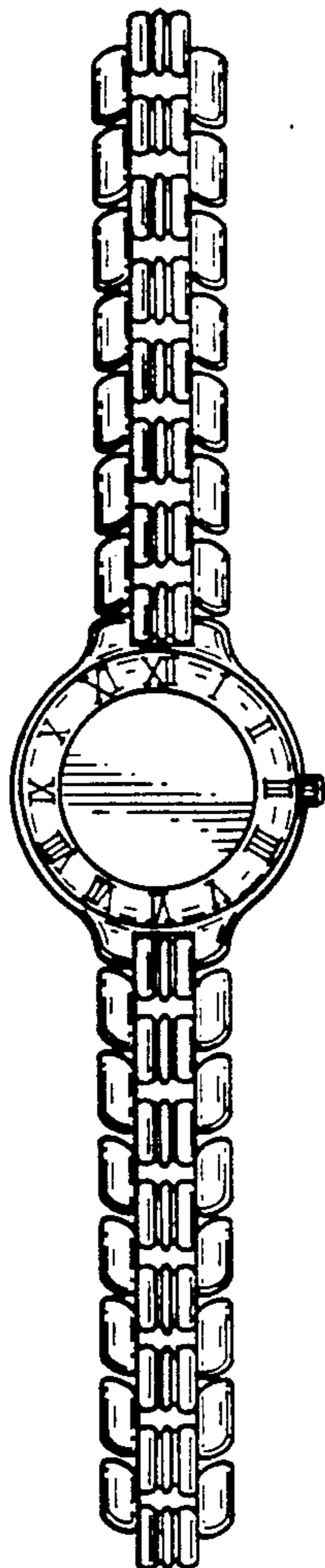
*Primary Examiner*—Bruce W. Dunkins  
*Assistant Examiner*—Caron D. Veynar  
*Attorney, Agent, or Firm*—Bacon & Thomas

[57] **CLAIM**

The ornamental design for a wrist watch, as shown.

**DESCRIPTION**

FIG. 1 is a top plan view of a wrist watch showing my new design;  
FIG. 2 is a bottom plan view;  
FIG. 3 is a right side elevational view;  
FIG. 4 is a left side elevational view;  
FIG. 5 is a rear elevational view; and  
FIG. 6 is a front elevational view.



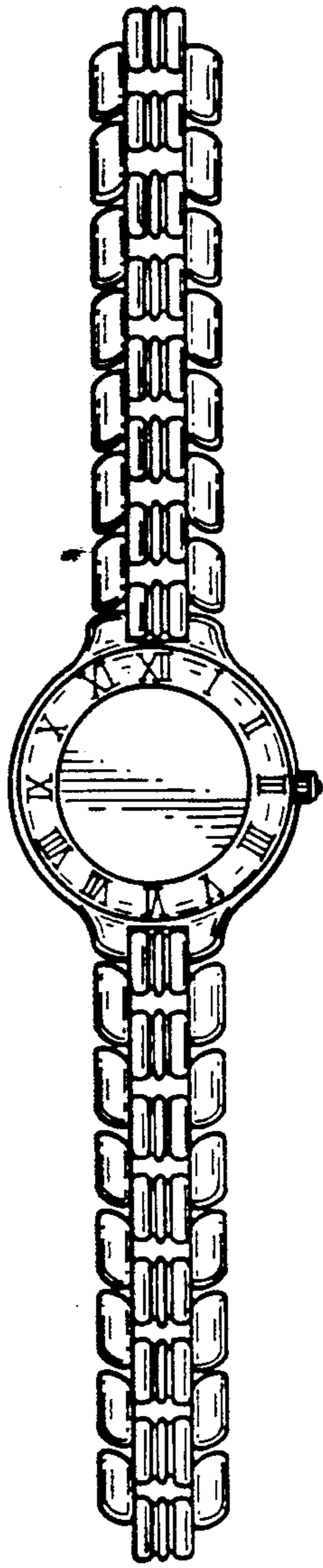


FIG. 1

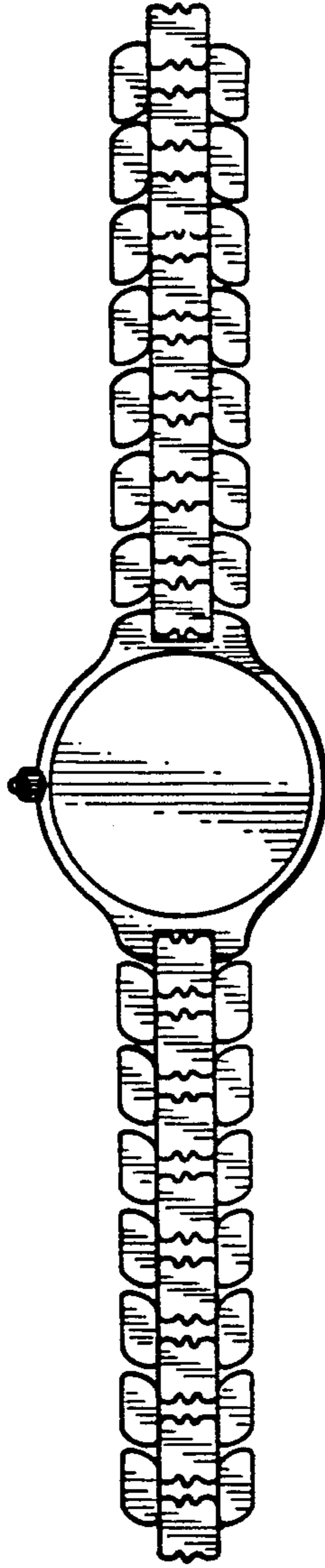


FIG. 2



FIG. 3



FIG. 4



FIG. 5



FIG. 6