



US00D324340S

**United States Patent** [19]  
**Houlihan**

[11] **Patent Number: Des. 324,340**  
[45] **Date of Patent: \*\* Mar. 3, 1992**

[54] **DIGITAL SPORTS WATCH**  
[75] **Inventor: John T. Houlihan, Watertown, Conn.**  
[73] **Assignee: Timex Corporation, Middlebury, Conn.**  
[\*] **Notice:** The portion of the term of this patent subsequent to Mar. 3, 2006 has been disclaimed.  
[\*\*] **Term: 14 Years**  
[21] **Appl. No.: 326,122**  
[22] **Filed: Mar. 20, 1989**  
[52] **U.S. Cl. .... D10/32; D10/38**  
[58] **Field of Search .... D10/30-39, D10/122-127; 368/37, 220-238, 276, 278, 281-286, 294-297**

D. 311,342 10/1990 Houlihan ..... D10/30  
3,978,296 8/1976 Moriya et al. .... 368/224 X  
4,183,203 1/1980 Maezawa et al. .... 368/21  
4,280,207 7/1981 Maezawa ..... 368/21

**OTHER PUBLICATIONS**

Hong Kong Enterprise; 3/1987; p. 366; #SW2050 second; bottom left.  
Timex '89 Watch Catalog, p. 25 (photocopy enclosed) (published Dec. 9, 1988).

*Primary Examiner*—Nelson C. Holtje  
*Assistant Examiner*—Caron D. Veynar  
*Attorney, Agent, or Firm*—William C. Crutcher


[57] **CLAIM**

The ornamental design for a digital sports watch, as shown and described.

**DESCRIPTION**

FIG. 1 is a top plan view of a digital sports watch showing my new design; -  
FIG. 2 is a left side elevational view thereof;  
FIG. 3 is a right side elevational view thereof;  
FIG. 4 is a rear elevational view thereof;  
FIG. 5 is a front elevational view thereof; and  
FIG. 6 is a bottom plan view thereof.

[56] **References Cited**  
**U.S. PATENT DOCUMENTS**  
D. 245,074 7/1977 Karibe et al. .... D10/124  
D. 257,479 11/1980 Carre ..... D10/30  
D. 263,452 3/1982 Wada ..... D10/38  
D. 279,273 6/1985 Giugiaro ..... D10/38  
D. 287,341 12/1986 Grimes ..... D10/38 X



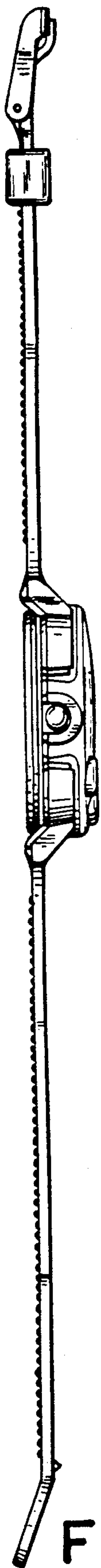


FIG. 2

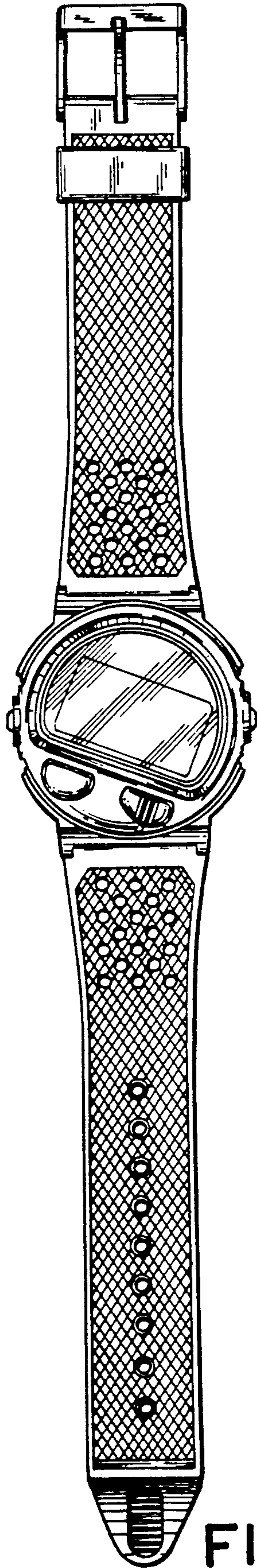


FIG. 1

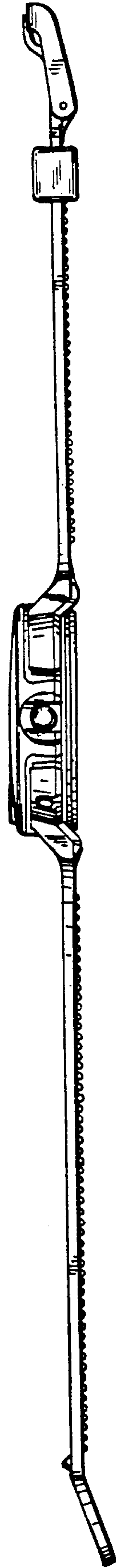


FIG. 3

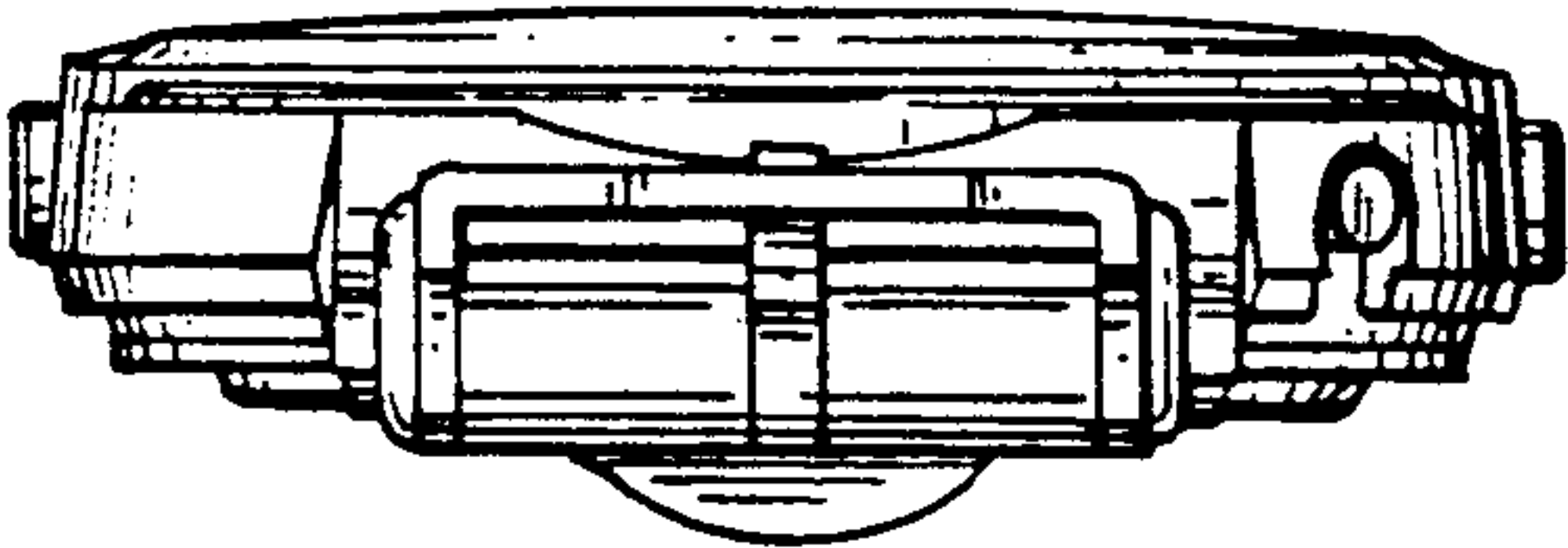


FIG. 4

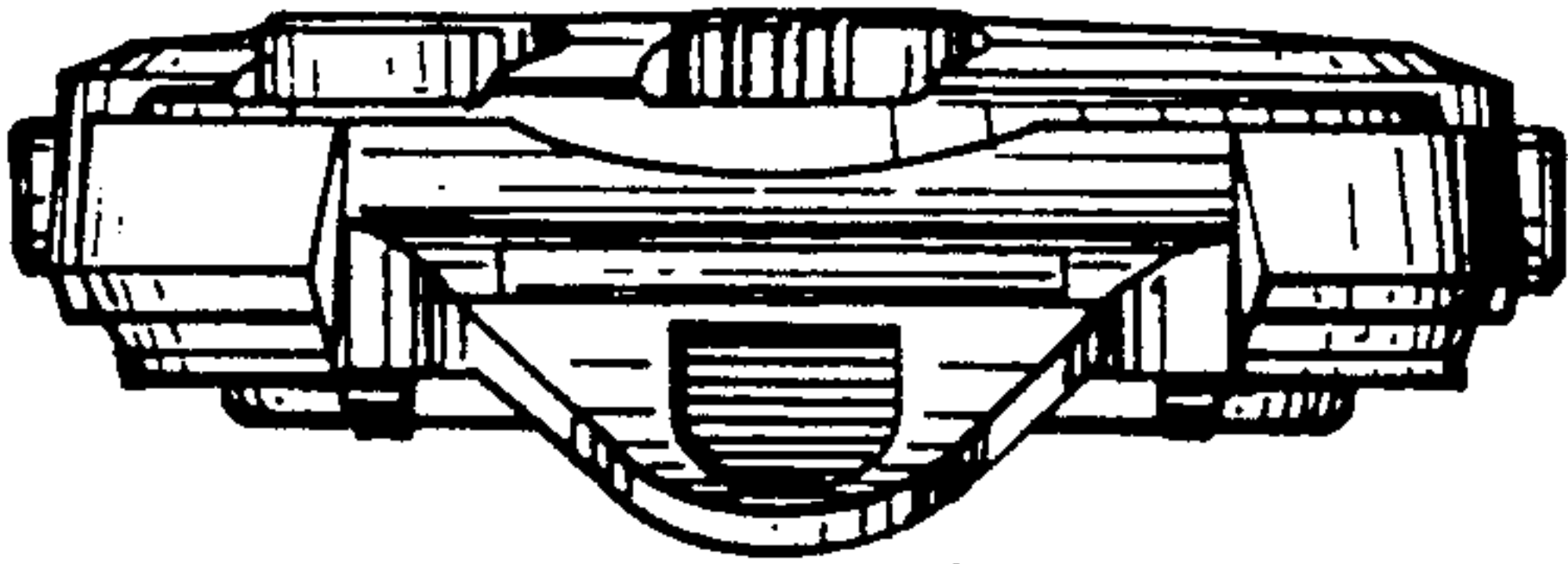


FIG. 5

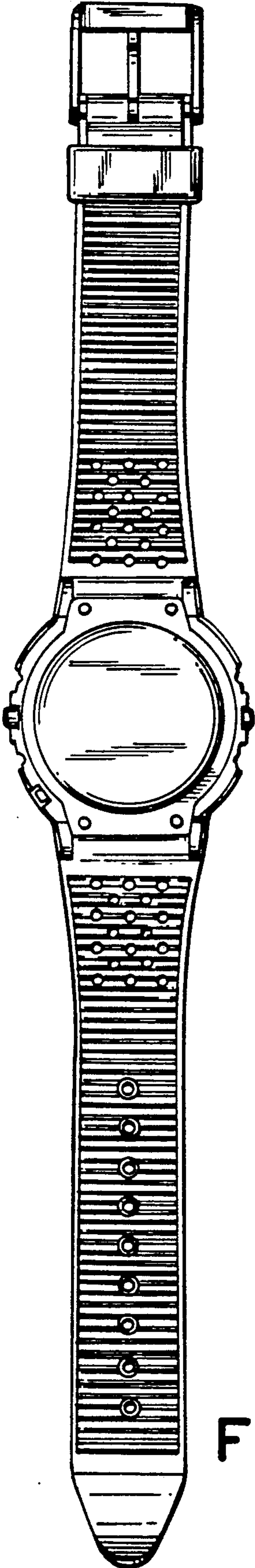


FIG. 6