



US00D324337S

United States Patent [19]

[11] Patent Number: **Des. 324,337**

Brady

[45] Date of Patent: **** Mar. 3, 1992**

[54] VIDEO CASSETTE AND SEWING
WORKBOOK CONTAINER

4,771,886 9/1988 Johnson 206/387
4,784,264 11/1988 Sykes 206/387

[76] Inventor: **John R. Brady, 20041 Canada Rd.,
#R4, El Toro, Calif. 92630**

Primary Examiner—Bernard Ansher
Assistant Examiner—Dominic Simone
Attorney, Agent, or Firm—Stetina and Brunda

[**] Term: **14 Years**

[57] **CLAIM**

[21] Appl. No.: **347,651**

The ornamental design for a video cassette and sewing
workbook container, as shown and described.

[22] Filed: **May 5, 1989**

DESCRIPTION

[52] U.S. Cl. **D9/425; D9/303;
D9/337; D9/341; D9/426; D3/20; D3/35**

[58] Field of Search **D9/425, 426, 303, 337,
D9/341, 432; D3/18, 20, 35; 206/387**

FIG. 1 is a top right side perspective view of a video
cassette and sewing workbook container showing my
new design;

[56] **References Cited**

U.S. PATENT DOCUMENTS

D. 176,148	11/1955	Kruft	D9/303
D. 261,482	10/1981	Haubert	D9/341
D. 280,951	10/1985	Holland	D3/35
D. 308,127	5/1990	Doyel	D3/20
3,785,254	1/1974	Mann	D9/432 X

FIG. 2 is a bottom left side perspective view thereof;
FIG. 3 is a top right perspective view thereof, in an
open position; and

FIG. 4 is a top right perspective view thereof, in an
open position, the video cassette, sewing kit and work-
book shown in broken lines for illustrative purposes
only.

The references are cited as cumulative art.

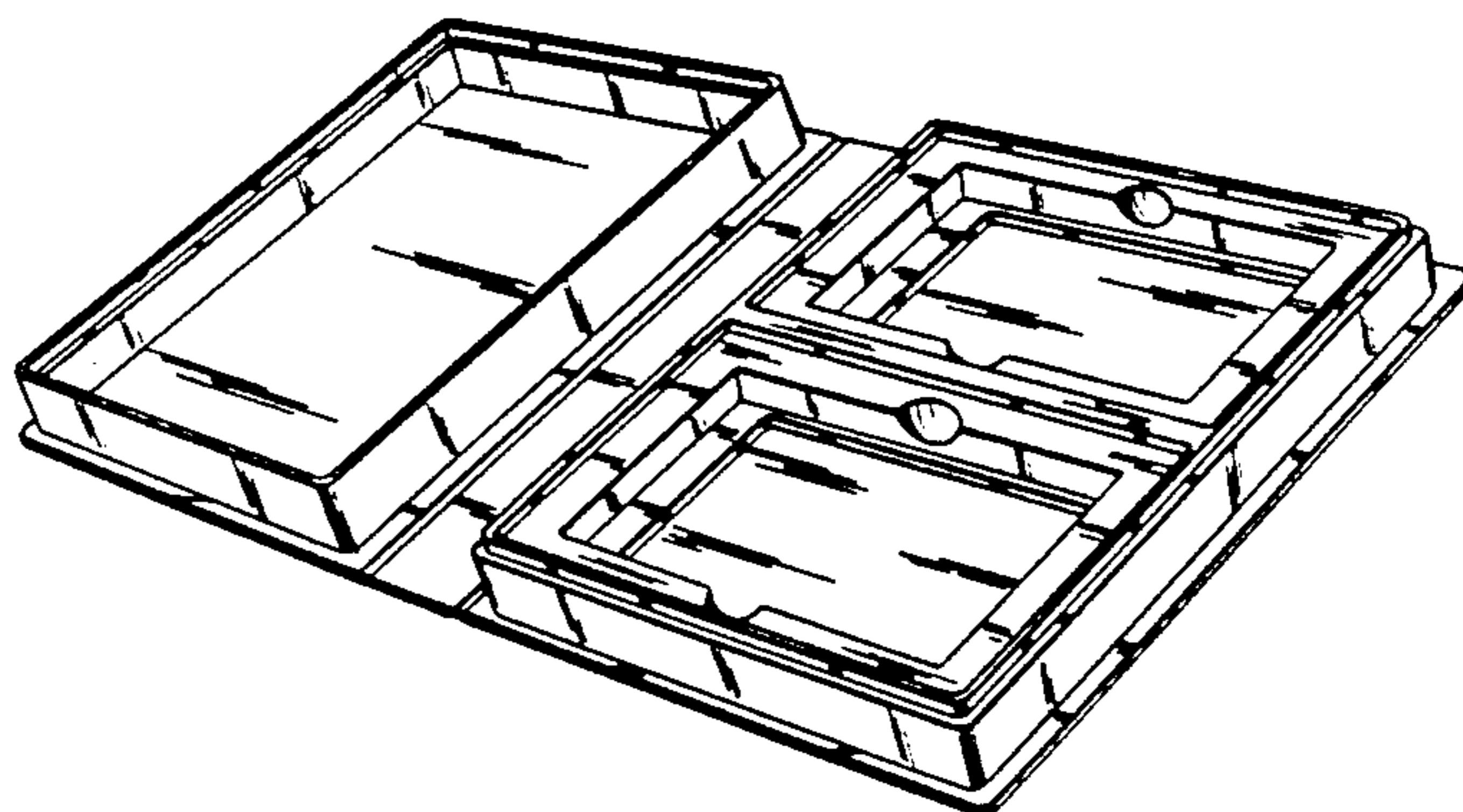



Fig. 1




Fig. 2

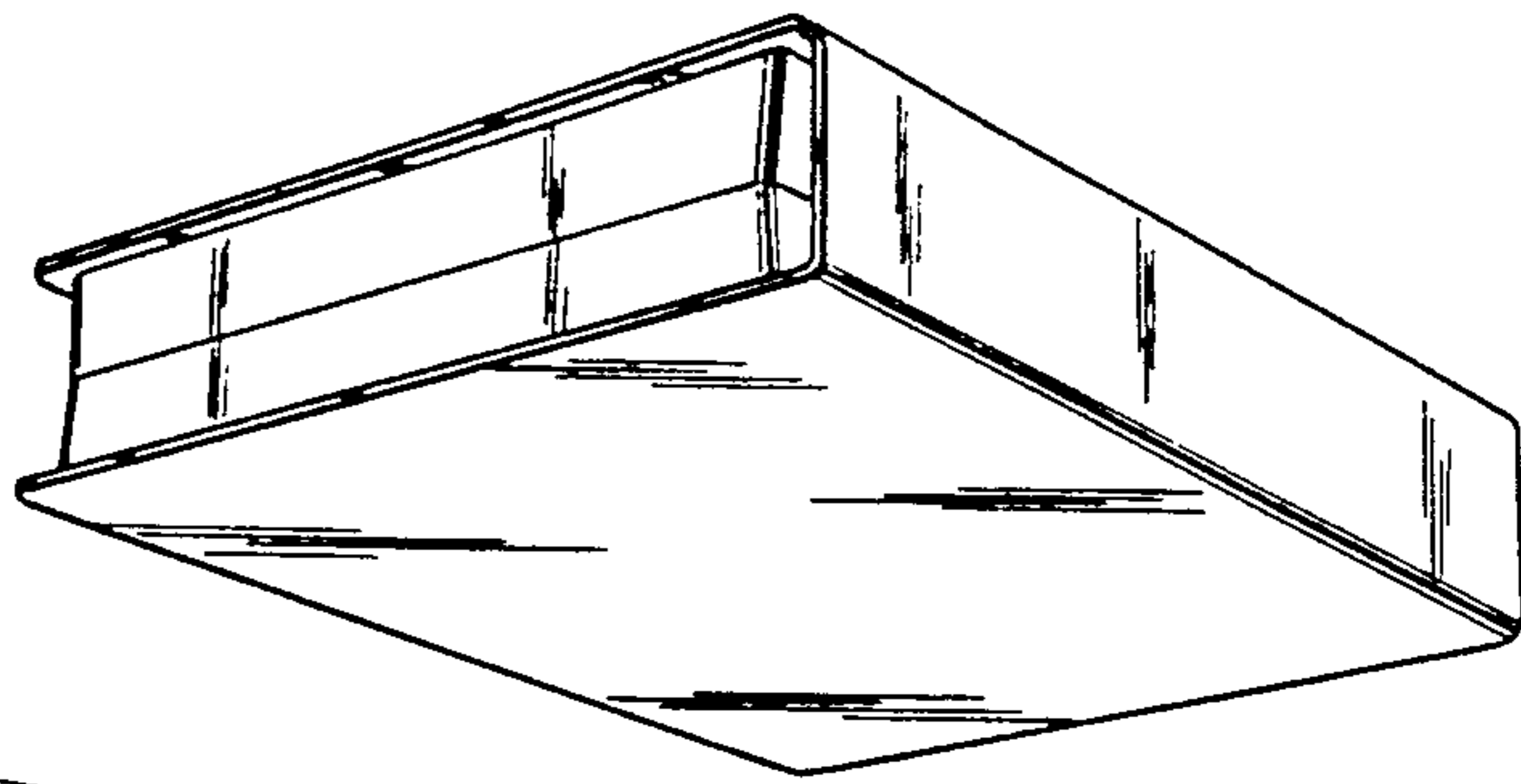


Fig. 3

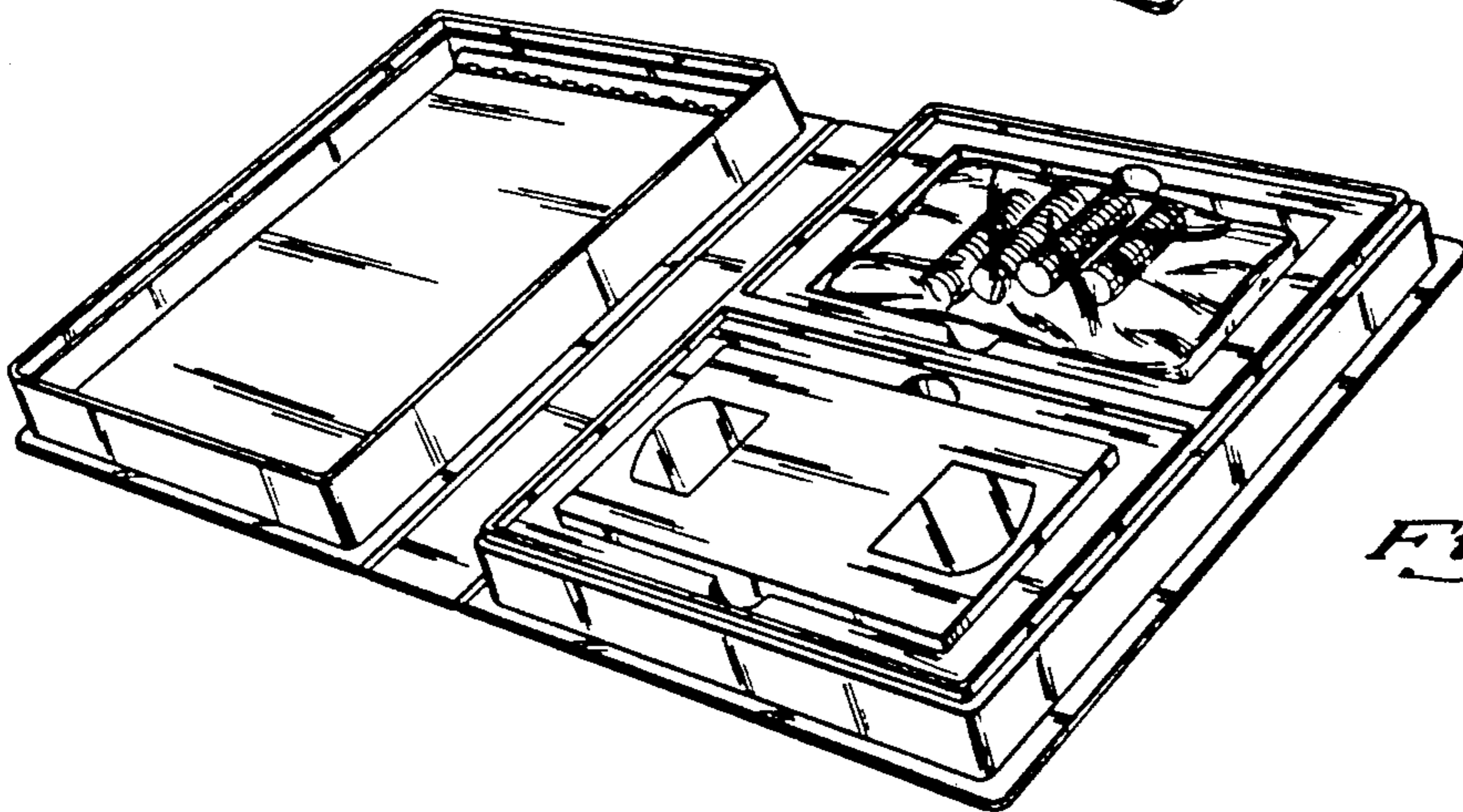
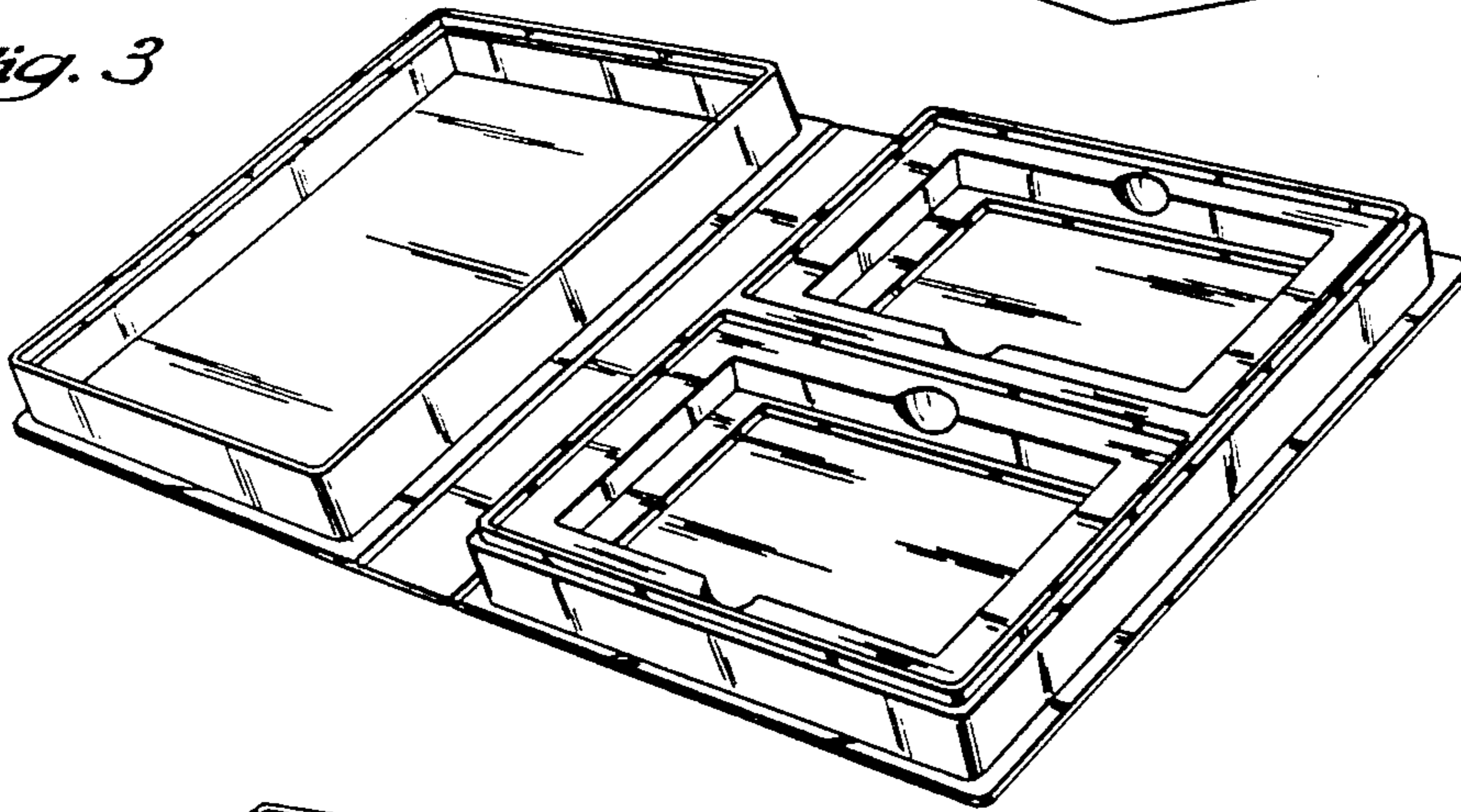


Fig. 4