



US00D324326S

United States Patent [19]

[11] Patent Number: **Des. 324,326**

Lu

[45] Date of Patent: **** Mar. 3, 1992**

[54] KNIFE

[76] Inventor: **Keh J. Lu**, No. 16, Ching Mei Road, Taiping Hsiang, Taichung, Taiwan

[**] Term: **14 Years**

[21] Appl. No.: **420,393**

[22] Filed: **Oct. 12, 1989**

[52] U.S. Cl. **D7/650; D7/649**

[58] Field of Search **D7/649, 650; 30/343, 30/355**

[56] **References Cited**

U.S. PATENT DOCUMENTS

D. 175,248	8/1955	Carroll	D7/650
D. 269,244	6/1983	Becher et al.	30/355 X
D. 302,092	7/1989	Cohen et al.	D7/650
D. 306,957	4/1990	Cohen et al.	D7/650
4,823,467	4/1989	Campbell et al.	30/355

OTHER PUBLICATIONS

Kitchen Bazaar; Jan. 1985, p. 6; Henckels Knife handle middle of page.

Fortunoff; Apr. 2, 1985; p. R; R-17 steak knives, bottom left of page.

Primary Examiner—Bruce W. Dunkins

Assistant Examiner—Caron D. Veynar

Attorney, Agent, or Firm—Varndell Legal Group

[57] **CLAIM**

The ornamental design for knife, as shown and described.

DESCRIPTION

FIG. 1 is a right, front and top perspective view of a knife showing my new design;

FIG. 2 is a right side elevational view;

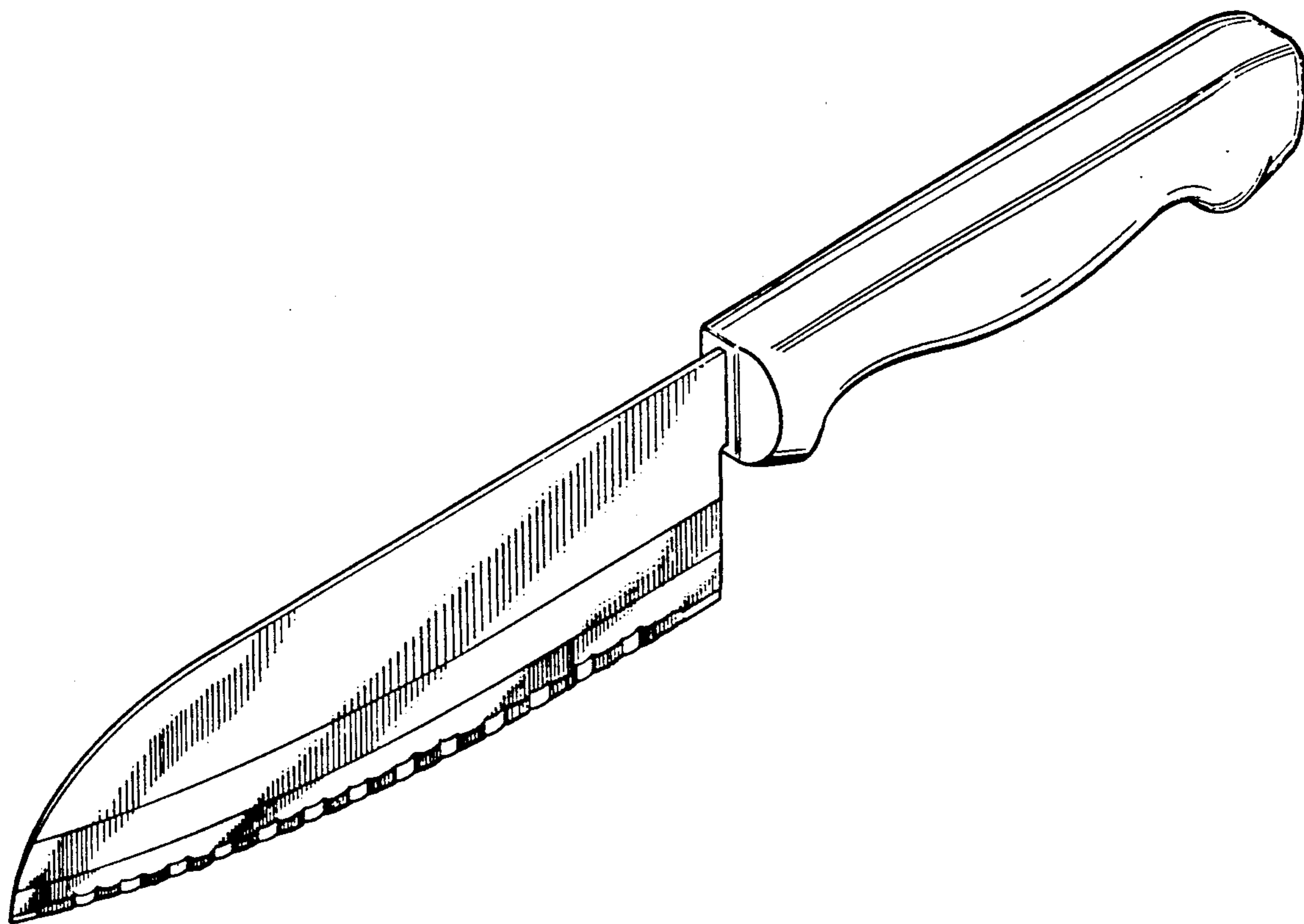
FIG. 3 is a left side elevational view;

FIG. 4 is a top plan view;

FIG. 5 is a bottom plan view;

FIG. 6 is a front elevational view; and

FIG. 7 is a rear elevational view.



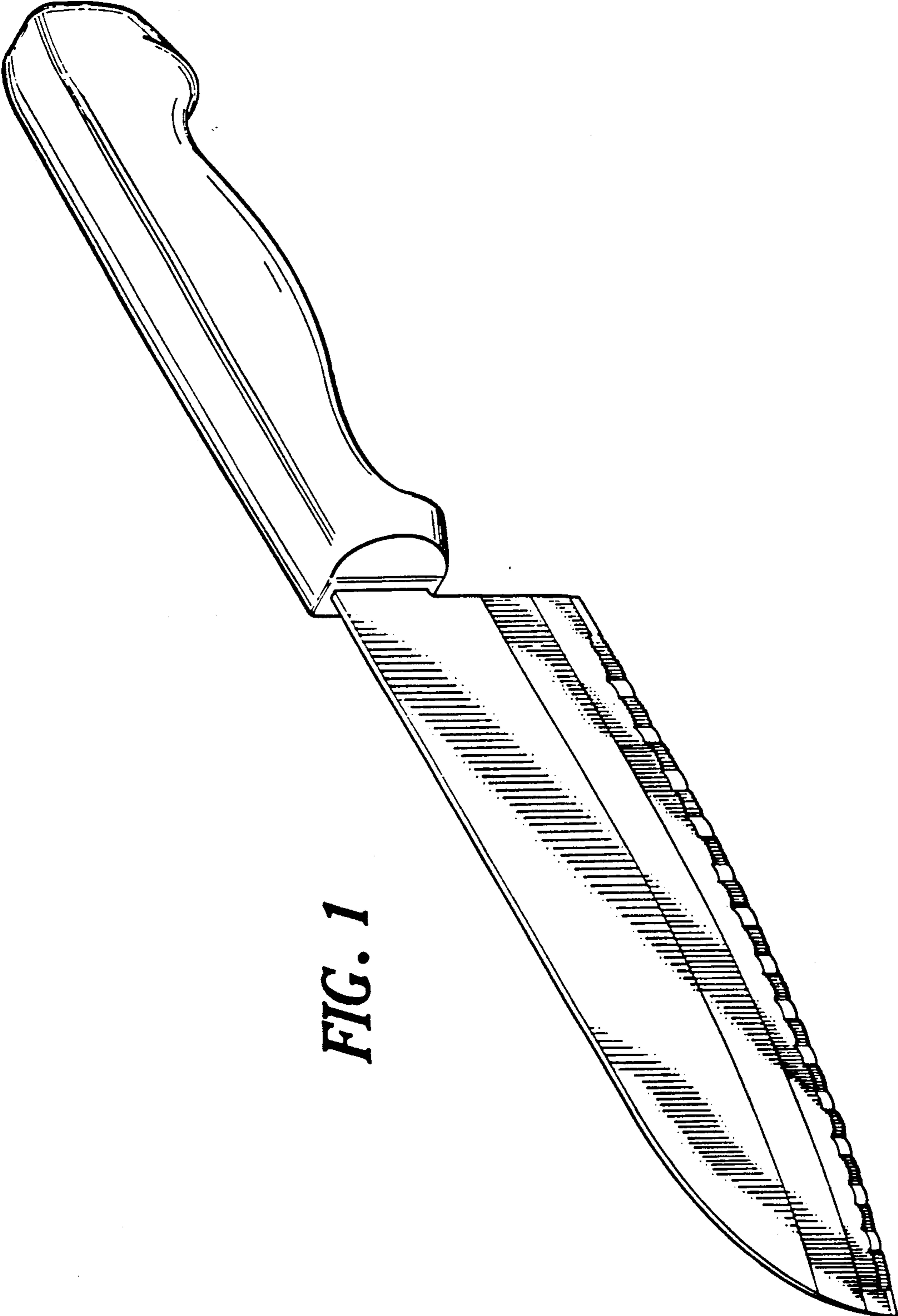


FIG. 1

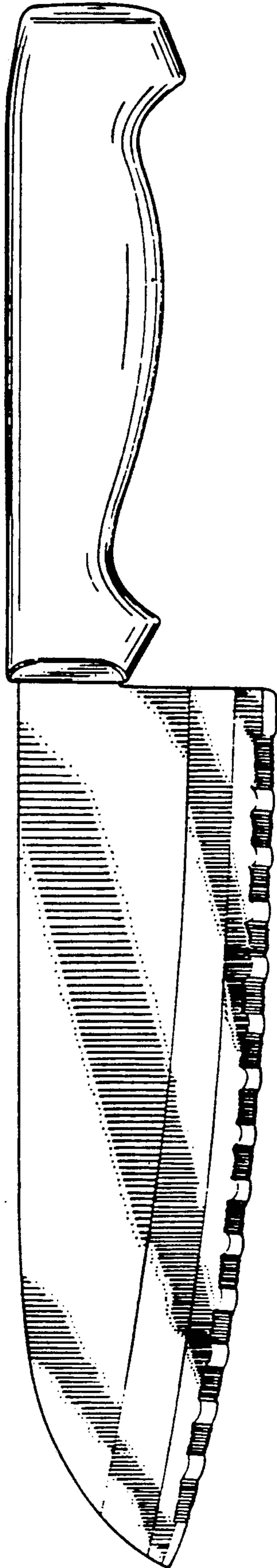


FIG. 2




FIG. 3

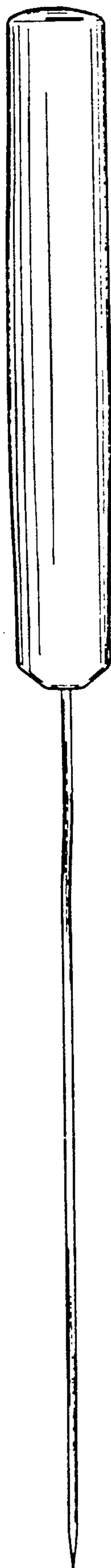


FIG. 4

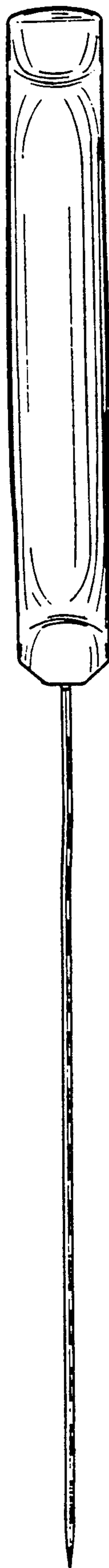


FIG. 5

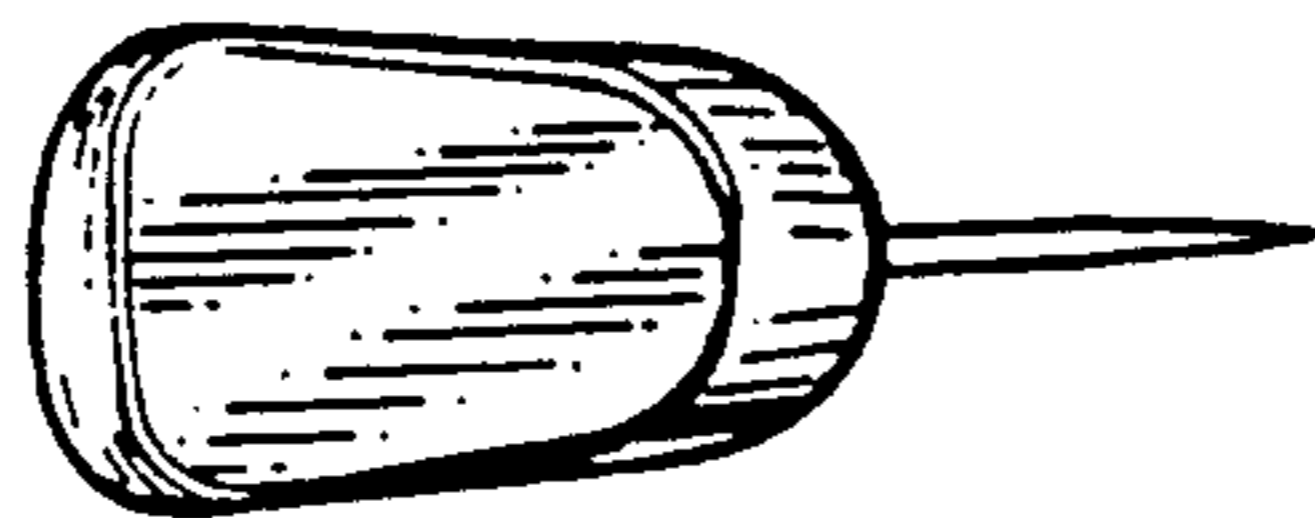


FIG. 7

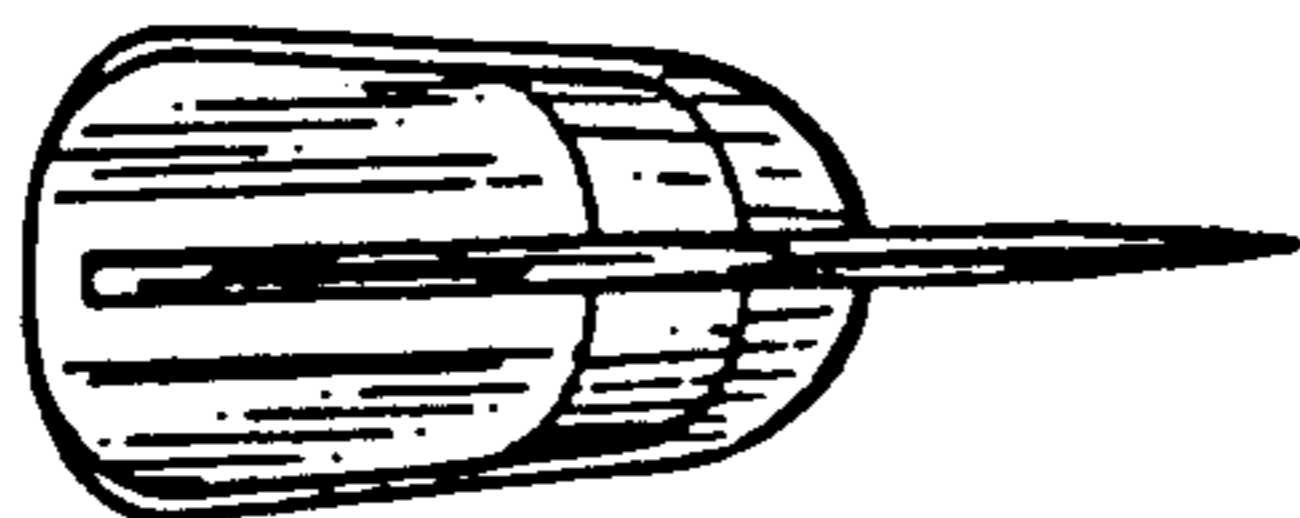


FIG. 6