



US00D324321S

# United States Patent [19]

[11] Patent Number: **Des. 324,321**

Eckman

[45] Date of Patent: **\*\* Mar. 3, 1992**

[54] **COMBINED FOOD PREPARATION AND WARMING PAN**

2,002,838 5/1935 Soderholm ..... 99/426  
3,713,380 1/1973 Bardin ..... 99/425 X

[76] Inventor: **Kelly G. Eckman, 844 Freeport Rd., Freeport, Pa. 16229**

### FOREIGN PATENT DOCUMENTS

134622 10/1949 Australia ..... 294/55

[\*\*] Term: **14 Years**

*Primary Examiner—Winifred E. Herrmann  
Attorney, Agent, or Firm—George C. Atwell*

[21] Appl. No.: **327,569**

[22] Filed: **Mar. 23, 1989**

### [57] CLAIM

[52] U.S. Cl. .... **D7/361; D7/692**

The ornamental design for the combined food preparation and warming pan, as shown and described.

[58] Field of Search ..... 99/426, 425, 419, 646 C, 99/DIG. 15; 294/172, 55, 1.1; D7/688, 691, 692, 395, 361; 220/94 A, DIG. 13, DIG. 25

### DESCRIPTION

### [56] References Cited

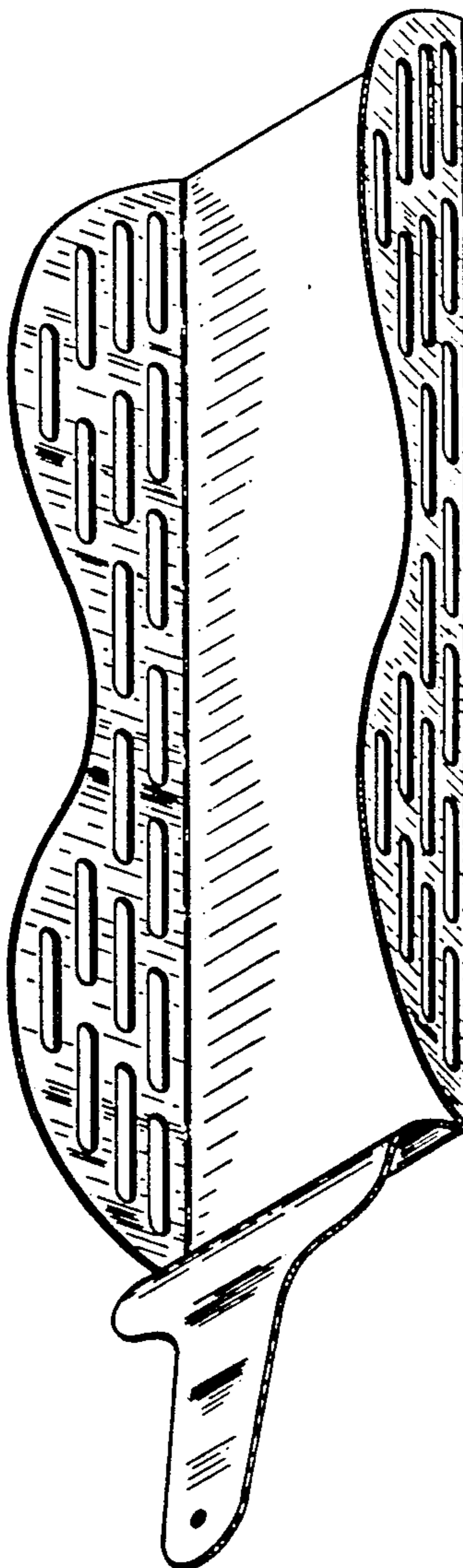
FIG. 1 is a top perspective view of a combined food preparation and warming pan showing my new design; FIG. 2 is a top plan view;

### U.S. PATENT DOCUMENTS

236,501 1/1881 Leix ..... 294/55  
D. 303,059 8/1989 Stepanek ..... D7/692  
1,287,901 12/1918 Custer ..... 294/55 X

FIG. 3 is a side elevational view, the opposite side being identical hereto; and

FIG. 4 is an end elevational view thereof.



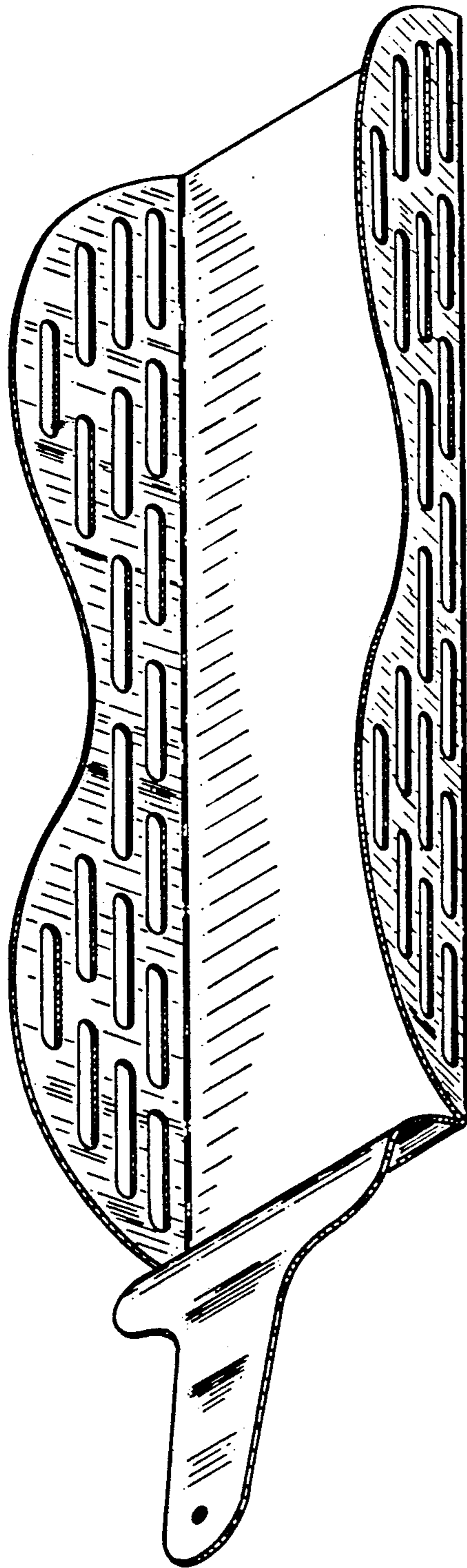


FIG. 1




FIG. 4




FIG. 2

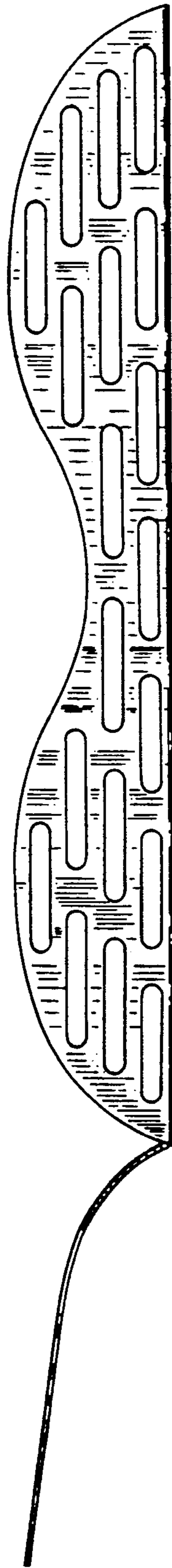


FIG. 3