



US00D324313S

United States Patent [19]

[11] Patent Number: **Des. 324,313**

Kolton et al.

[45] Date of Patent: **** Mar. 3, 1992**

[54] HANGER

[56]

References Cited

U.S. PATENT DOCUMENTS

[75] Inventors: **Chester Kolton, Westfield; Stuart S. Spater, Livingston, both of N.J.**

D. 229,148	11/1973	Rivman	D6/318
D. 240,881	8/1976	Niclaus	D6/318
2,895,657	7/1959	Laughton	223/92
4,034,902	7/1977	Grillo	223/85
4,450,639	5/1984	Duester	D6/318

[73] Assignee: **A & E Products Group, a Division of Carlisle Plastics, Inc., Woodbridge, N.J.**

Primary Examiner—B. J. Bullock
Attorney, Agent, or Firm—Blum Kaplan

[**] Term: **14 Years**

[57] CLAIM

The ornamental design for a hanger, as shown and described.

[21] Appl. No.: **628,654**

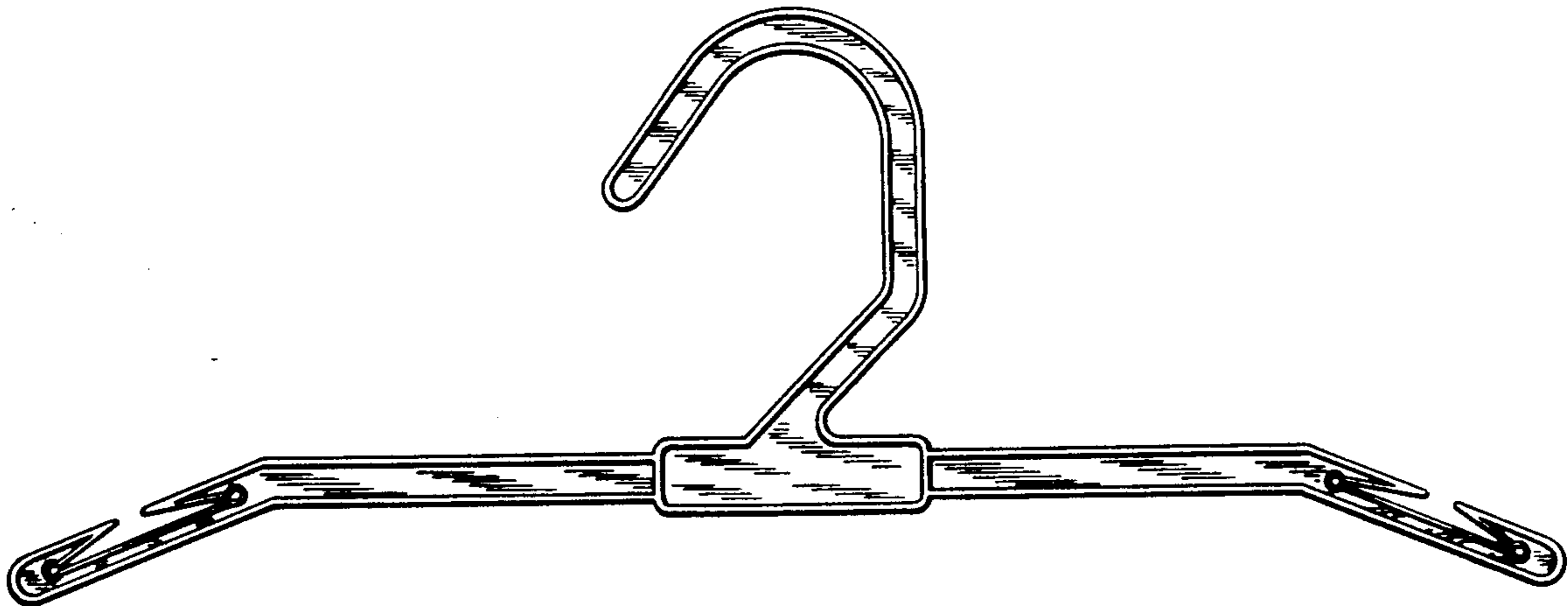
DESCRIPTION

[22] Filed: **Dec. 17, 1990**

FIG. 1 is a front elevational view of a hanger showing our new design, the rear being a mirror image; FIG. 2 is a left side elevational view thereof; FIG. 3 is a right side elevational view thereof; FIG. 4 is a top plan view thereof; and FIG. 5 is a bottom plan view thereof.

[52] U.S. Cl. **D6/318**

[58] Field of Search **D6/315, 318, 326; 211/113; 223/85, 92, 93, 95, 96, 86-91, 94**



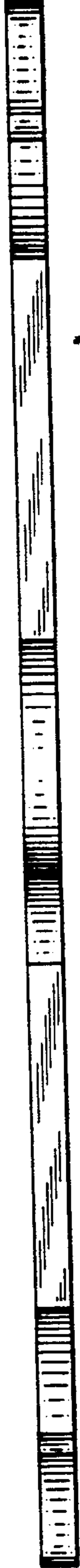


FIG. 4



FIG. 3

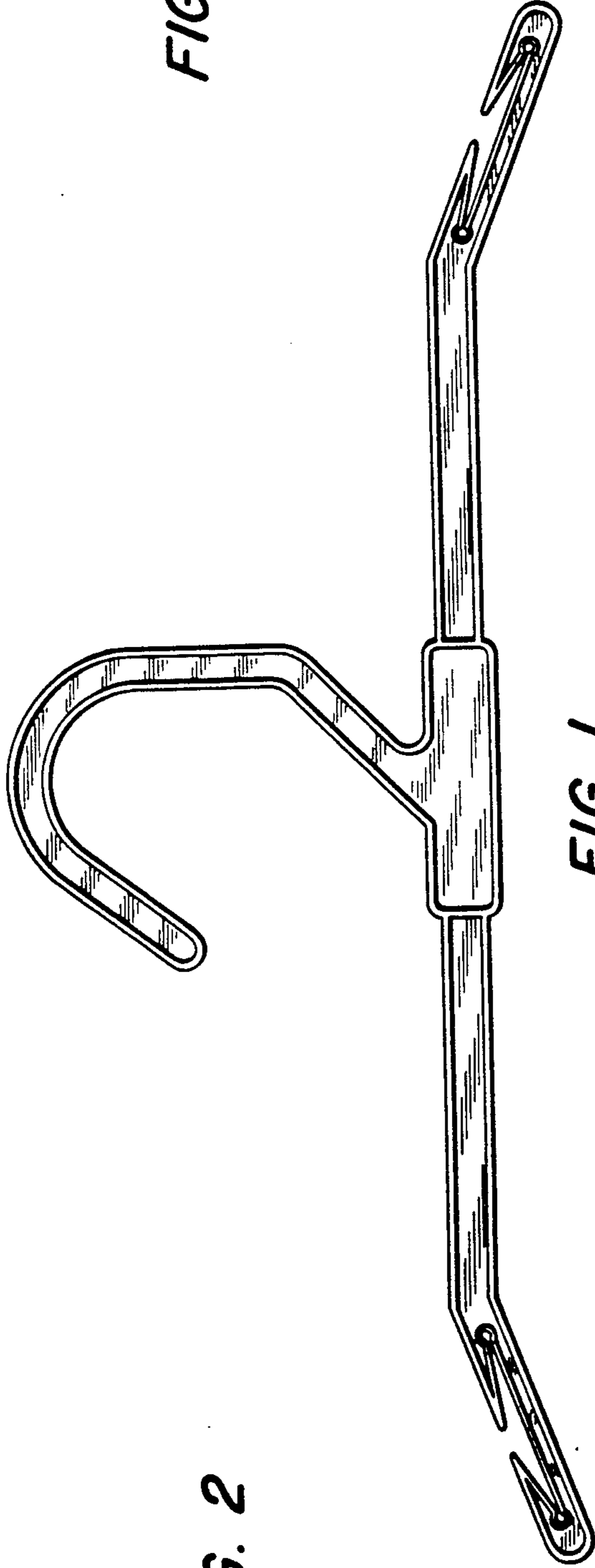


FIG. 1



FIG. 2



FIG. 5