



US00D324309S

United States Patent [19]

Huff

[11] Patent Number: Des. 324,309

[45] Date of Patent: ** Mar. 3, 1992

[54] **HAMMER HOLDER**

[75] Inventor: **Lemuel H. Huff**, Westlake Village, Calif.

[73] Assignee: **McGuire-Nicholas Manufacturing Co.**, City of Commerce, Calif.

[**] Term: **14 Years**

[21] Appl. No.: **520,921**

[22] Filed: **Apr. 23, 1990**

[52] U.S. Cl. **D3/105; D3/100**

[58] Field of Search **D3/100-106, D3/30.1, 99; D8/71; 224/904, 253, 226, 193, 182, 190, 228, 911, 912, 252, 235, 236, 191, 231, 227, 240, 251, 918, 224, 229, 269; 383/84, 86, 40**

D. 288,626 3/1987 Webber D3/100
 D. 314,670 2/1991 Schultz D3/105
 4,106,679 8/1978 Hillinger D3/105 X
 4,372,468 2/1983 Harvey 224/253 X
 4,790,461 12/1988 Stover 224/253 X
 4,821,933 5/1989 Seber D3/105 X
 4,932,576 6/1990 Ashley 224/226 X
 4,936,499 6/1990 Gulley D3/105 X

Primary Examiner—A. Hugo Word
 Assistant Examiner—M. N. Pandozzi
 Attorney, Agent, or Firm—Philip D. Junkins

[57] CLAIM

The ornamental design for a hammer holder, as shown and described.

DESCRIPTION

FIG. 1 is a front elevational view of a hammer holder showing my new design;
 FIG. 2 is a rear elevational view thereof;
 FIG. 3 is a right side elevation view, the left side elevation view being a mirror image thereof; and
 FIG. 4 is a top plan view thereof.

[56] **References Cited**

U.S. PATENT DOCUMENTS

D. 221,123 7/1971 Nicholas D3/105
 D. 250,824 1/1979 Bowers D3/102
 D. 280,258 8/1985 Miller D3/106

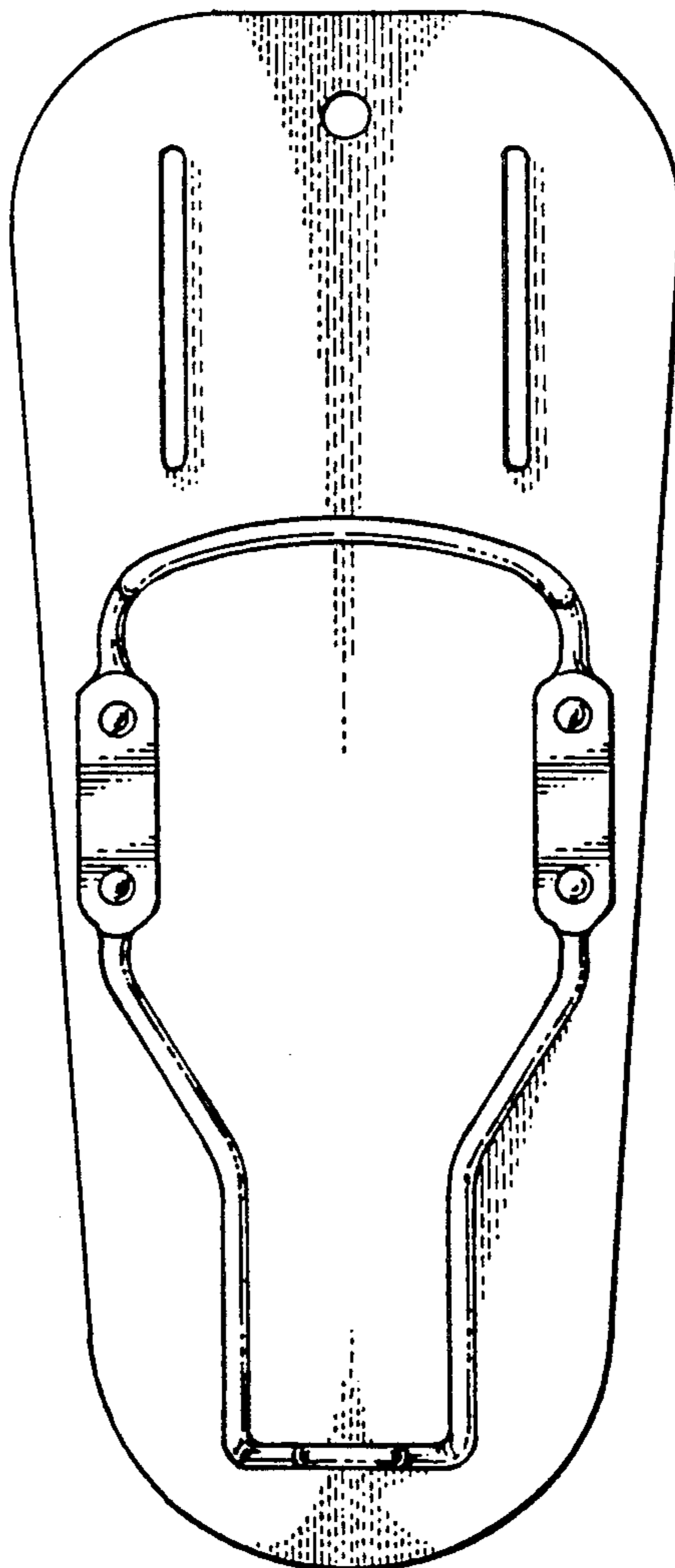


FIG. 1.

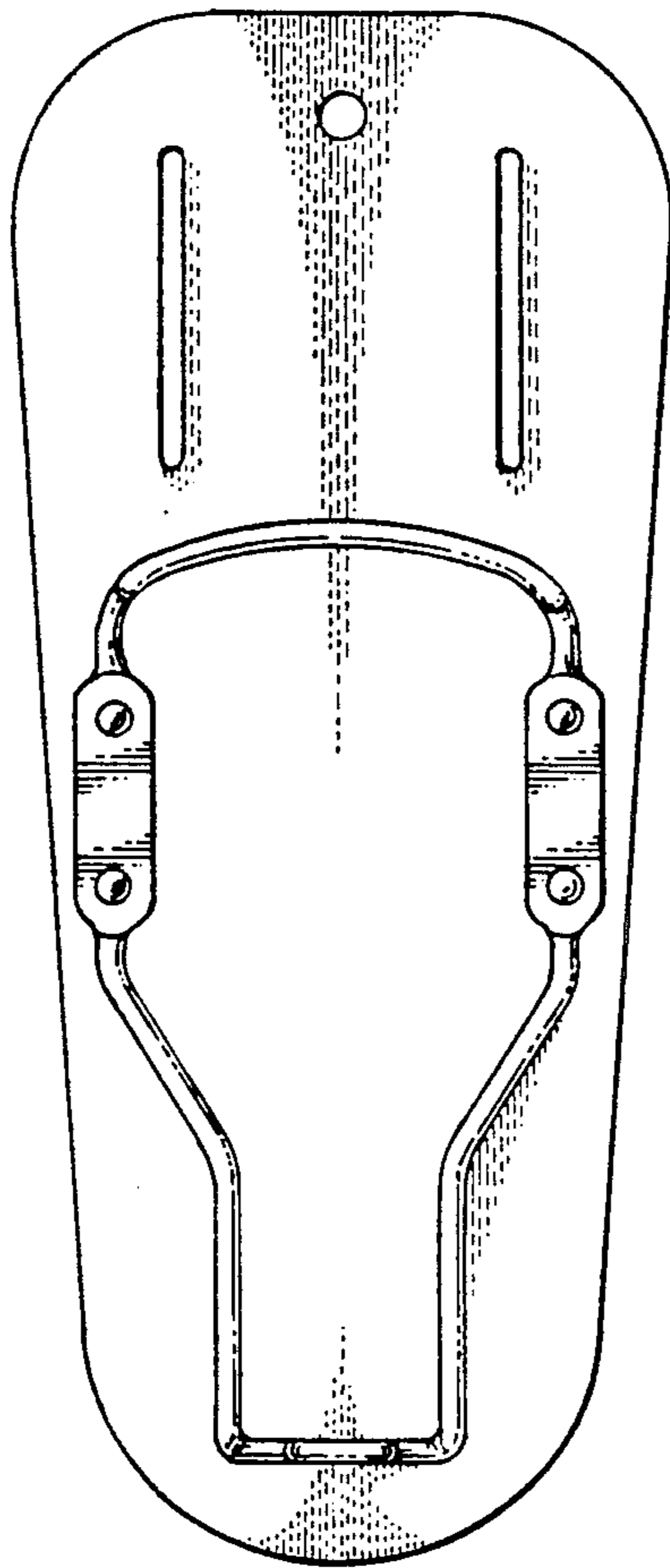


FIG. 3.

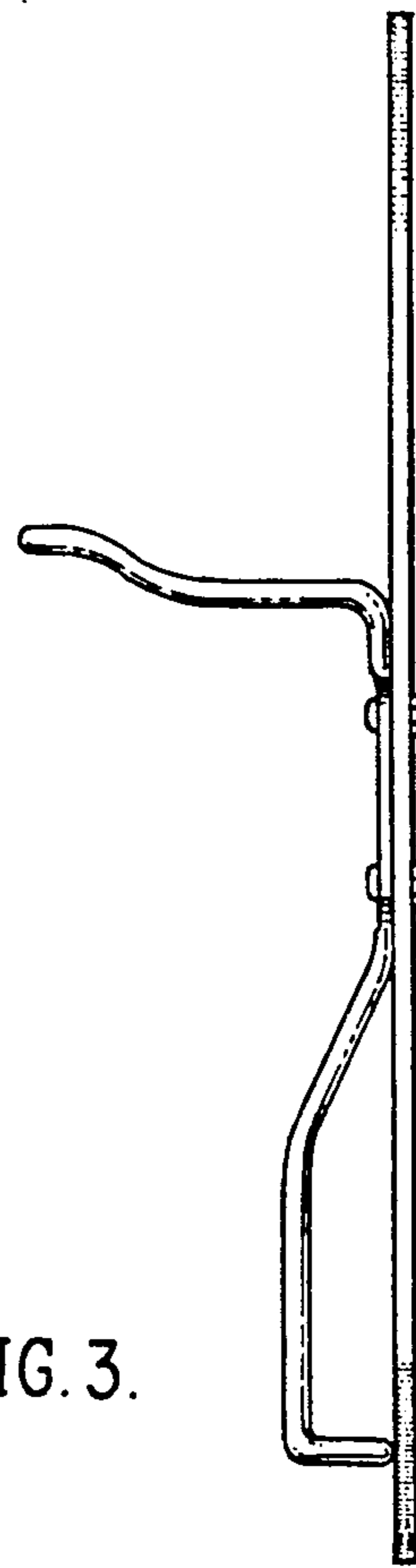


FIG. 2.

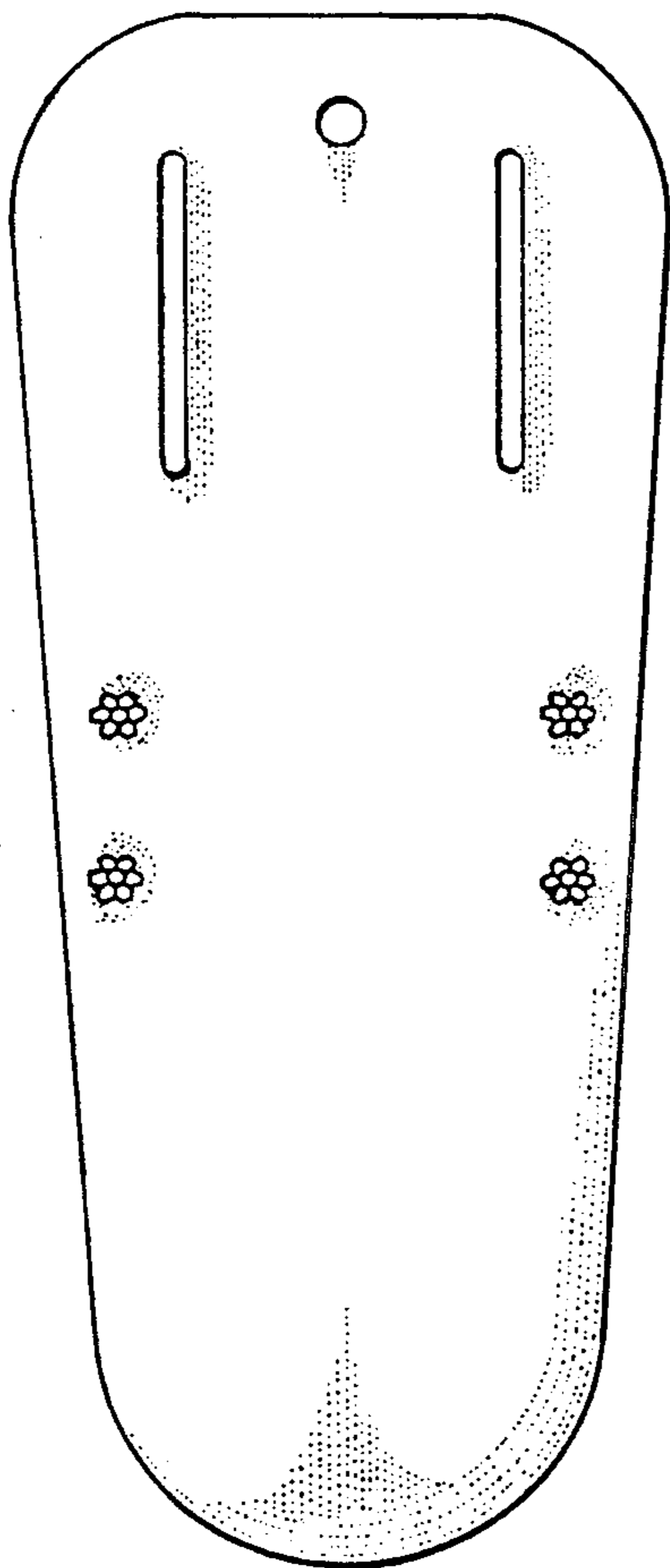


FIG. 4.

