



US00D324303S

United States Patent [19]

[11] Patent Number: **Des. 324,303**

Miller

[45] Date of Patent: **** Mar. 3, 1992**

[54] STORAGE UNIT FOR A VEHICLE

D. 288,638 3/1987 Jones D6/446
D. 292,761 11/1987 Dewart et al. D6/445
3,827,772 8/1974 Johnson 296/37.8 X

[76] Inventor: **Larry H. Miller**, 1820 Beverly Dr.,
Lancaster, Pa. 17601

[**] Term: **14 Years**

OTHER PUBLICATIONS

Lansburgh's Catalog, Apr. 18, 1971—Deluxe All Metal
Campaign Chest by Super Sturdy.

[21] Appl. No.: **341,500**

Primary Examiner—A. Hugo Word
Assistant Examiner—M. N. Pandozzi

[22] Filed: **Apr. 21, 1989**

[52] U.S. Cl. **D3/40; D6/436;**
D6/445

[57] CLAIM

[58] Field of Search **D3/70, 30.1, 36, 37,**
D3/40; 206/523, 373, 349; 312/20, 270, 204,
326; D6/445, 436, 475, 446; 224/257, 273,
42.42; 108/94, 129, 103, 111; D12/157;
296/37.1, 37.16, 37.8

The ornamental design for a storage unit for a vehicle,
as shown and described.

DESCRIPTION

[56] References Cited

U.S. PATENT DOCUMENTS

D. 132,613 6/1942 Huth D6/436
D. 159,534 8/1950 Raichert D6/446 X
D. 207,226 3/1967 Fries D6/446
D. 273,147 3/1984 Iverson D6/436 X

FIG. 1 is a top, front, left perspective view of a storage
unit for a vehicle showing my new design;
FIG. 2 is a top plan view thereof;
FIG. 3 is a left side elevational view thereof;
FIG. 4 is a front elevational view thereof;
FIG. 5 is a rear elevational view thereof;
FIG. 6 is a right side elevational view thereof; and
FIG. 7 is a bottom plan view thereof.

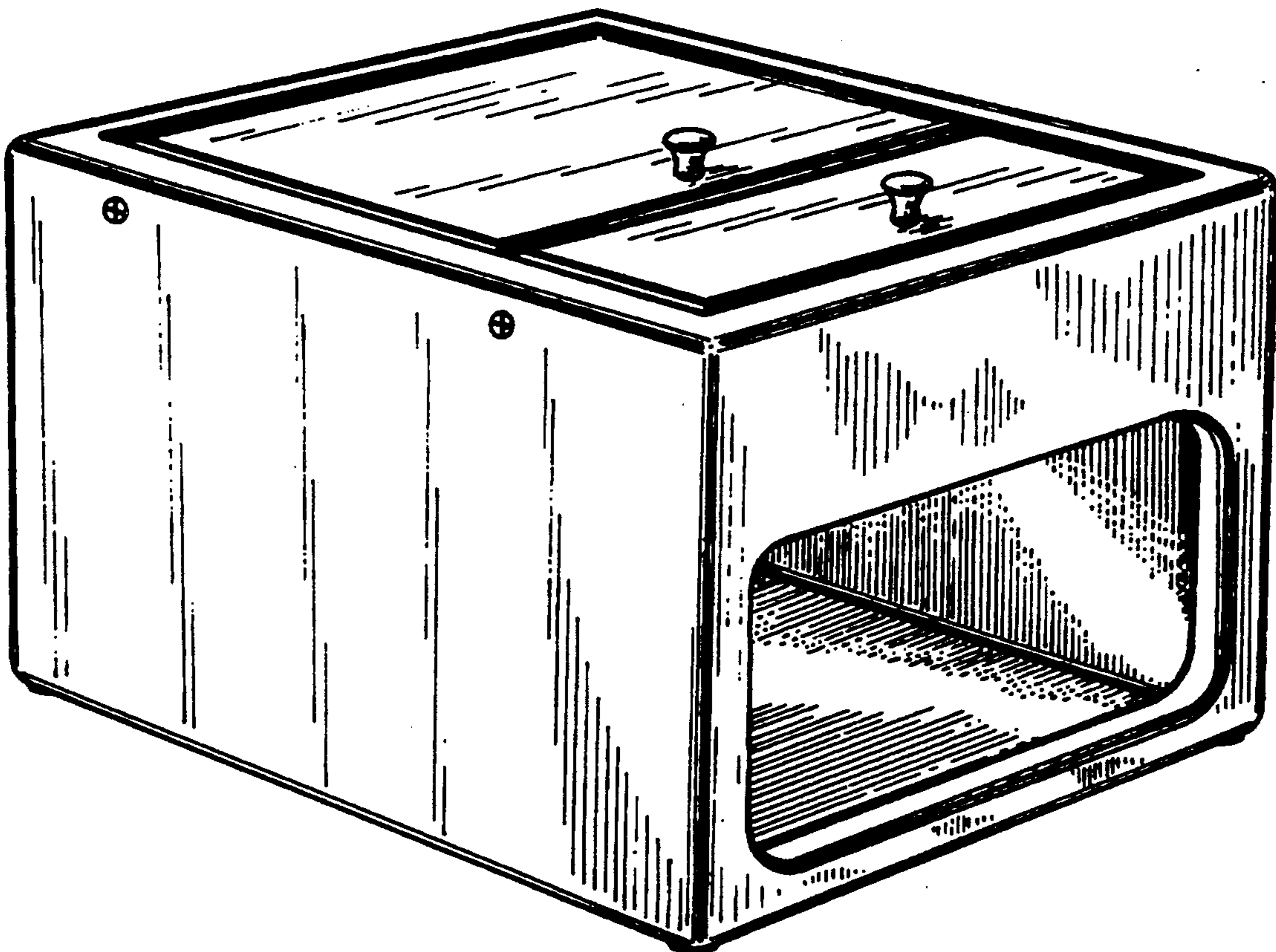


Fig. 1




Fig. 2

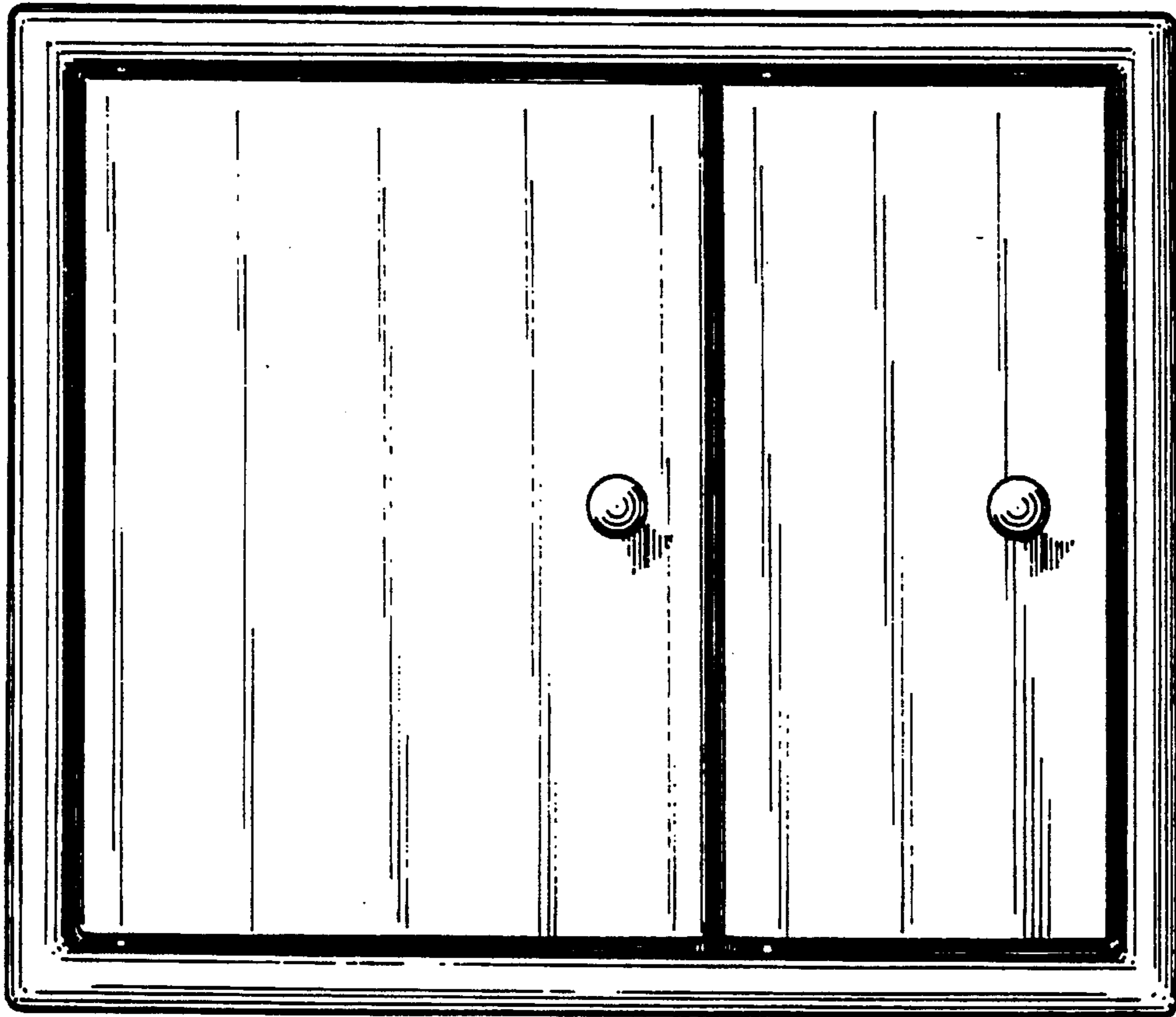


Fig. 3

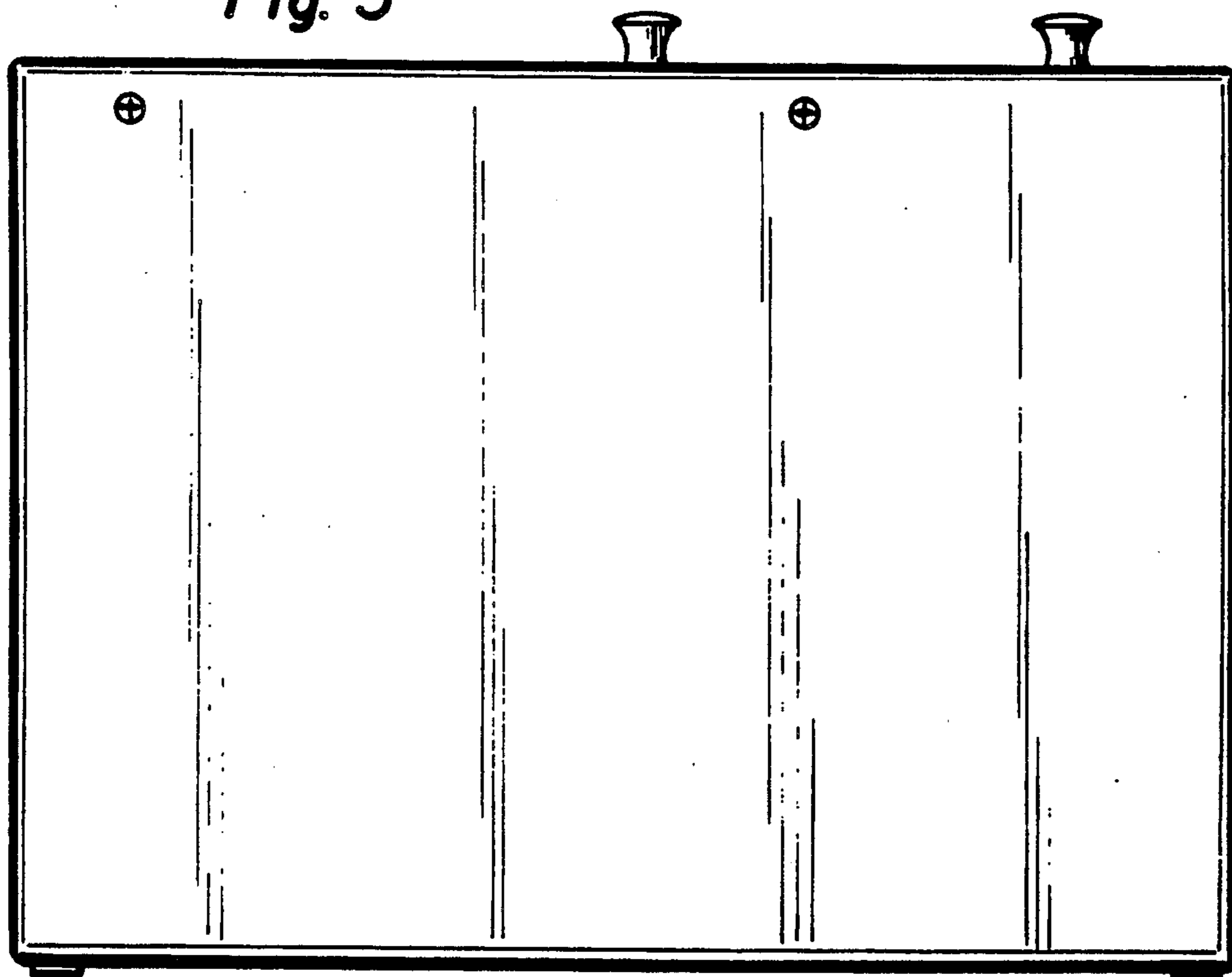


Fig. 4




Fig. 5




Fig. 6

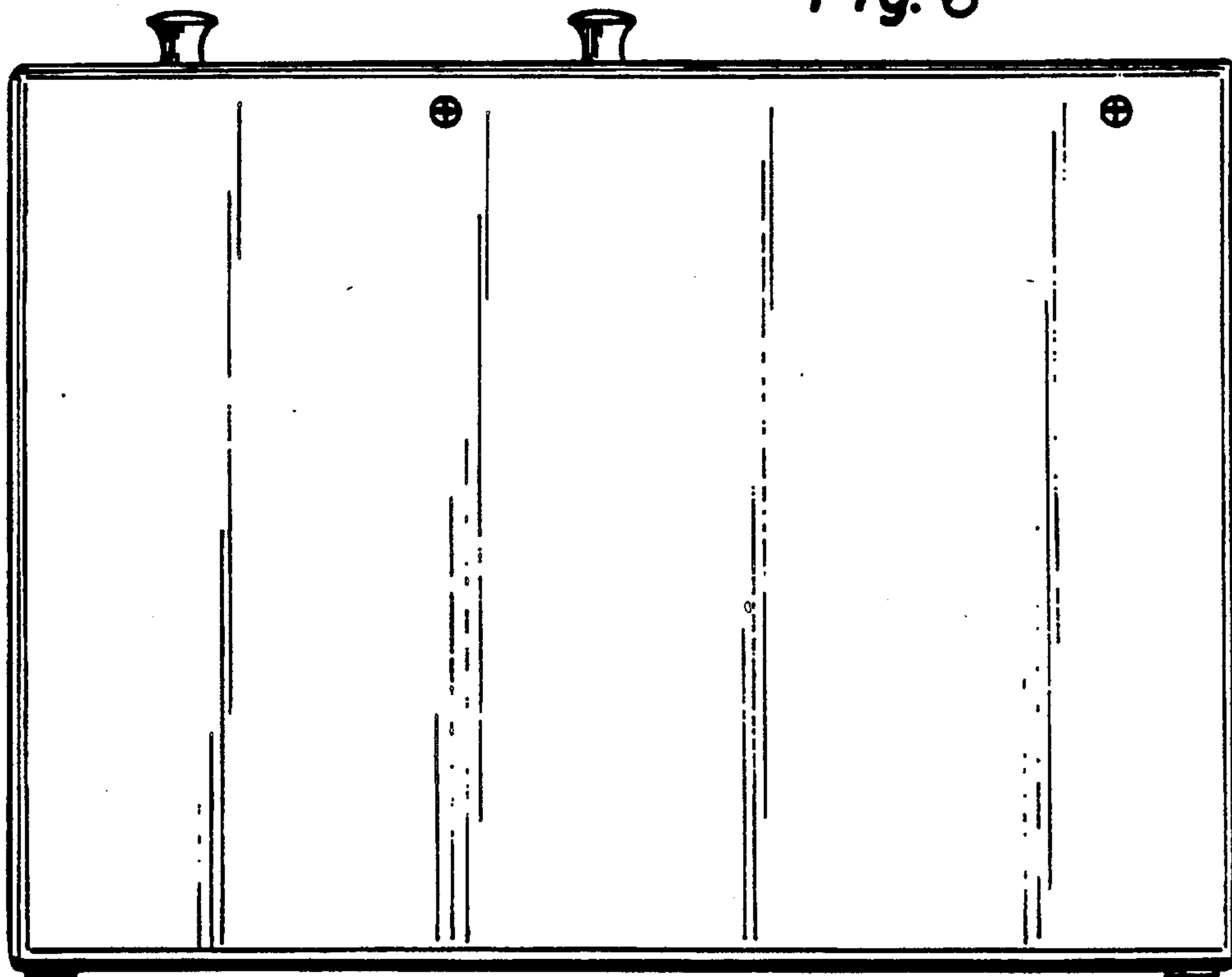


Fig. 7

