



US00D324293S

# United States Patent [19]

Rogers

[11] Patent Number: **Des. 324,293**

[45] Date of Patent: **\*\* Mar. 3, 1992**

## [54] SHOE SOLE FOOT FRAME

[75] Inventor: **Bruce E. Rogers, Portland, Oreg.**

[73] Assignees: **Nike, Inc.; Nike International Ltd., both of Beaverton, Oreg.**

[\*\*] Term: **14 Years**

[21] Appl. No.: **559,579**

[22] Filed: **Jul. 27, 1990**

[52] U.S. Cl. .... **D2/314**

[58] Field of Search ..... **D2/264, 265, 268-271, D2/308-314, 317-322; 36/45, 83, 85-90, 102-106, 133, 112-116, 136**

## [56] References Cited

### U.S. PATENT DOCUMENTS

D. 266,286	9/1982	Vermonet .	
D. 281,370	11/1985	Peel .	
D. 299,681	2/1989	Miller et al. .	
D. 301,658	6/1989	Hase .	
D. 304,259	10/1989	Nakano .....	D2/320
D. 308,592	6/1990	Kayano .....	D2/320
D. 311,447	10/1990	Hatfield .....	D2/320
D. 311,637	10/1990	Hatfield .....	D2/314
4,130,947	12/1978	Denu .....	36/30 R
4,235,026	11/1980	Plagenhoef .....	36/32 R
4,918,841	4/1990	Turner et al. ....	36/114

## OTHER PUBLICATIONS

Nike Holiday Catalog 1987.  
 Nike Fall 1988 Catalog, p. 46.  
 Nike Footwear Fall Catalog 1989, pp. 24, 26, 40, 56, 58, 60 and 62.  
 Nike Footwear Fall 1990 Catalog, pp. 22, 28, 30, 34 66 and 138.  
 Nike Footwear Spring Catalog 1990, pp. 10, 22, 26, 28 and 34.


*Primary Examiner*—Louis S. Zarfes  
*Attorney, Agent, or Firm*—Banner, Birch, McKie & Beckett

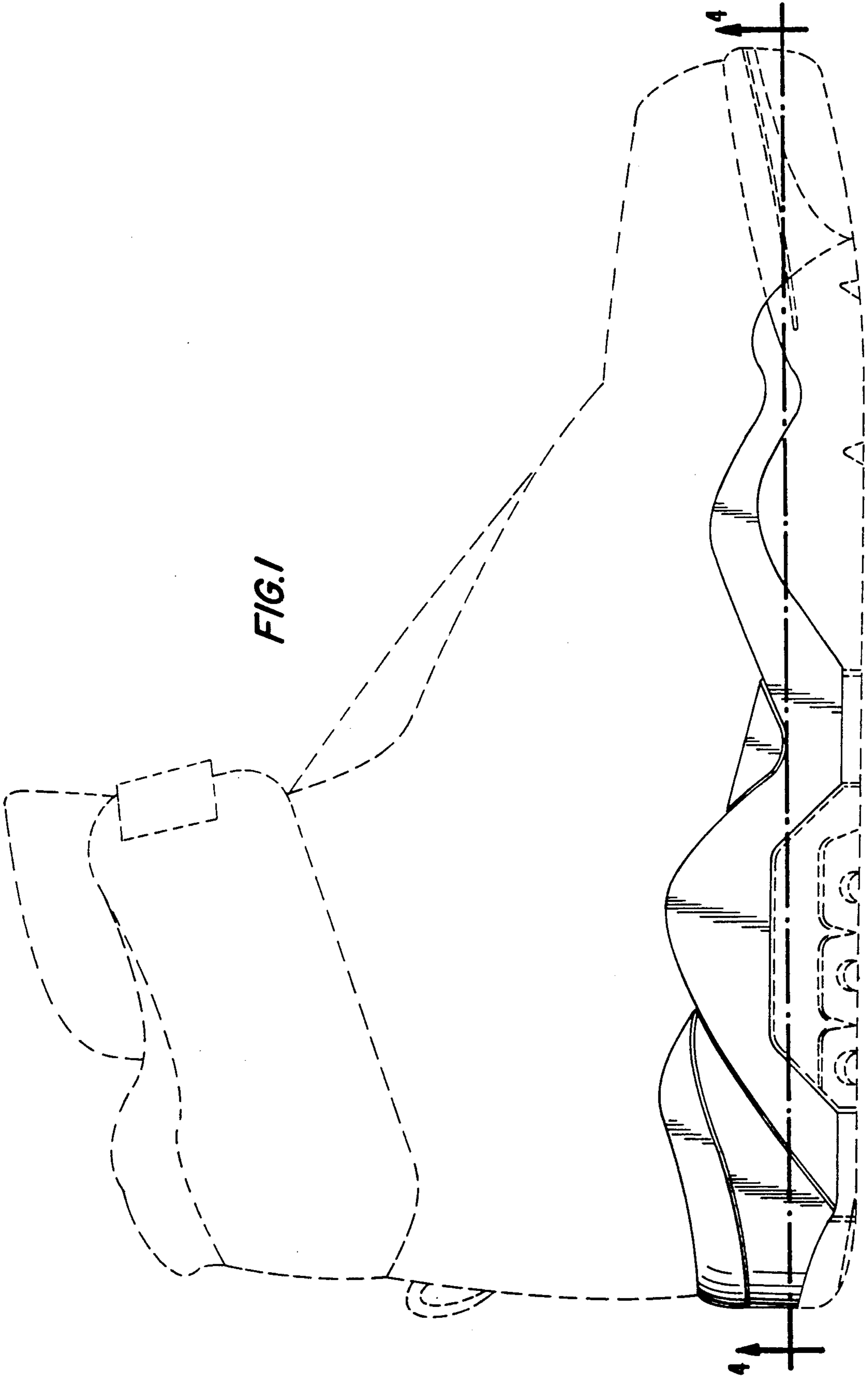
## [57] CLAIM

The ornamental design for a shoe sole foot frame, as shown and described.

## DESCRIPTION

FIG. 1 is a side elevational view of one shoe sole foot frame showing my new design;  
 FIG. 2 is a side elevational view of the other side of the shoe sole foot frame shown in FIG. 1;  
 FIG. 3 is a rear elevational view of the shoe sole foot frame shown in FIG. 1; and  
 FIG. 4 is a cross-sectional view taken generally along line 4—4 of the shoe sole foot frame shown in FIG. 1. The broken line showing of a shoe sole, including the cupped vertical sides of the sole, and the broken line showing of a shoe upper, are for illustrative purposes and form no part of the claimed design.





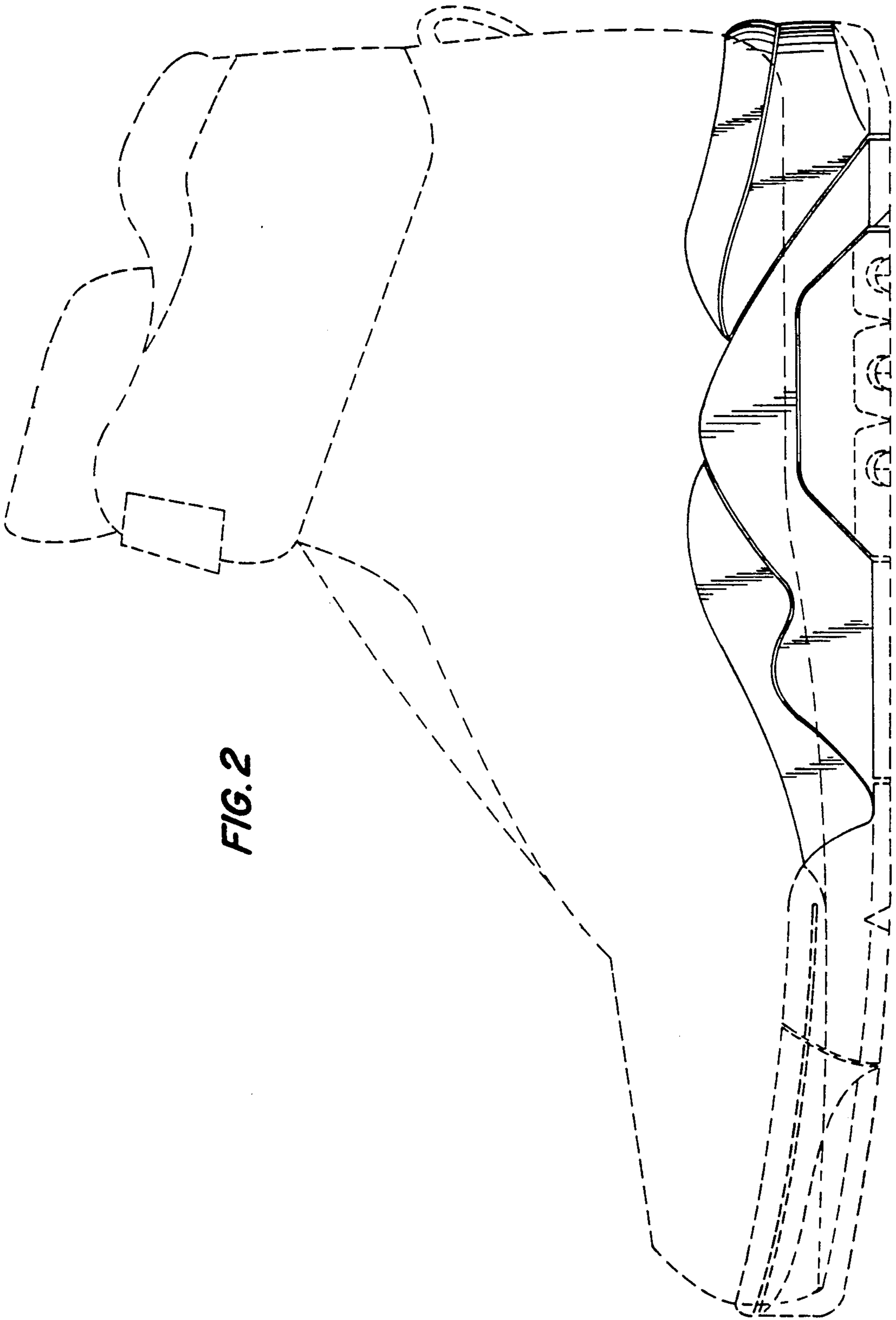
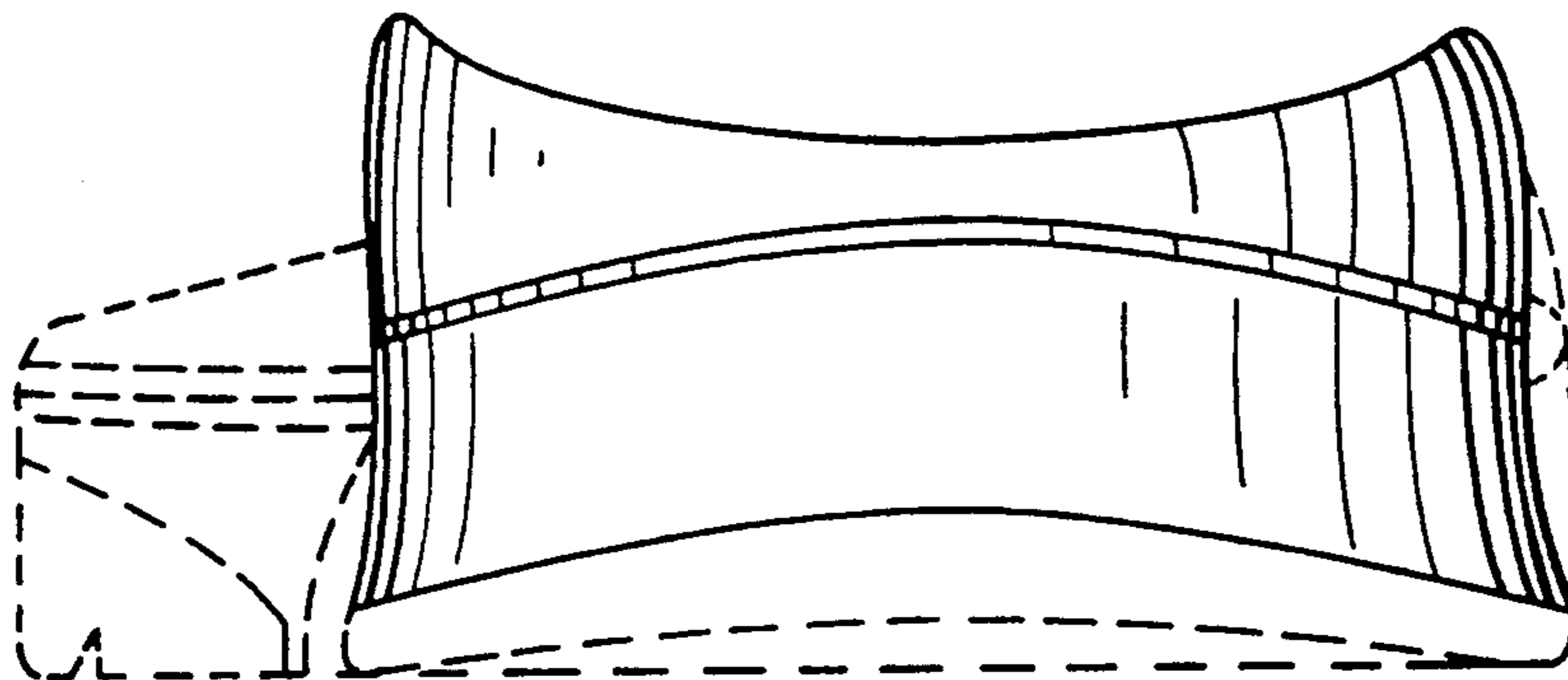


FIG. 2

*FIG. 3*



*FIG. 4*

