



US00D324287S

# United States Patent [19]

[11] Patent Number: **Des. 324,287**

Moilanen et al.

[45] Date of Patent: **\*\* Feb. 25, 1992**

[54] **PALLET**

3,685,637	8/1972	Bildsoe .....	108/51.1
3,717,396	2/1973	Dupree .....	108/51.1
4,369,716	1/1983	Mank et al. ....	108/51.1

[75] Inventors: **Pentti Moilanen; Vesa Niemelä**, both of Oulu, Finland

### FOREIGN PATENT DOCUMENTS

[73] Assignees: **Rautaruuki Oy, Oulu; Oy Electrolux AB**, Helsinki, both of Finland

1360488 7/1974 United Kingdom ..... 108/51.1

[\*\*] Term: **14 Years**

*Primary Examiner*—Kay H. Chin  
*Attorney, Agent, or Firm*—Liddy Sullivan Galway  
Begler & Peroff

[21] Appl. No.: **111,523**

[22] Filed: **Oct. 20, 1987**

### [57] CLAIM

### [30] Foreign Application Priority Data

The ornamental design for a pallet, as shown and described.

Aug. 31, 1987 [FI] Finland ..... 333/87

[52] U.S. Cl. .... **D34/38**

### DESCRIPTION

[58] Field of Search ..... D34/38; 108/51.1, 51.3, 108/53.1, 53.5

FIG. 1 is a top and side perspective view of a pallet showing our new design;

### [56] References Cited

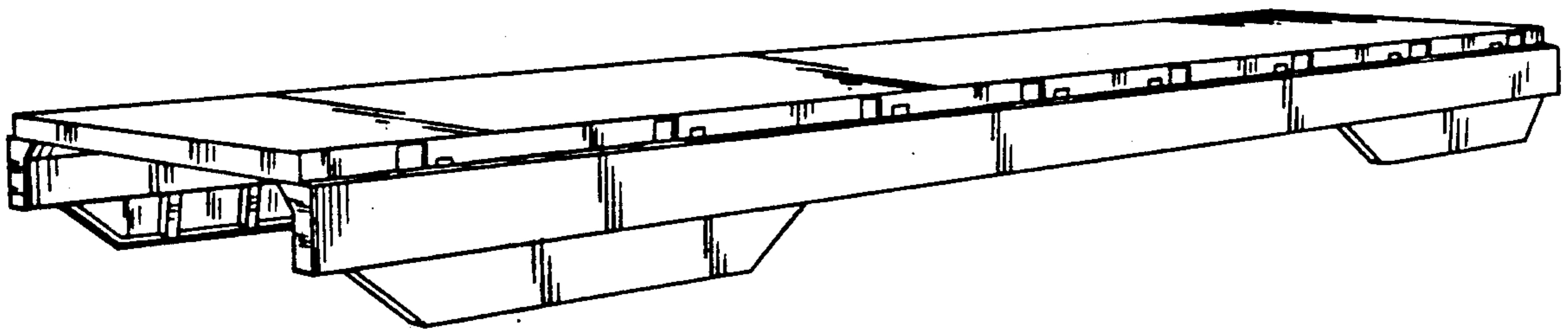
#### U.S. PATENT DOCUMENTS

1,836,885	12/1931	Stuebing, Jr. ....	108/51.1
3,010,409	11/1961	Good et al. ....	108/51.1

FIG. 2 is a side elevational view thereof, the opposite side view being a mirror image of that shown;

FIG. 3 is a front elevational view thereof, the rear view being a mirror image of that shown; and

FIG. 4 is a bottom plan view thereof.



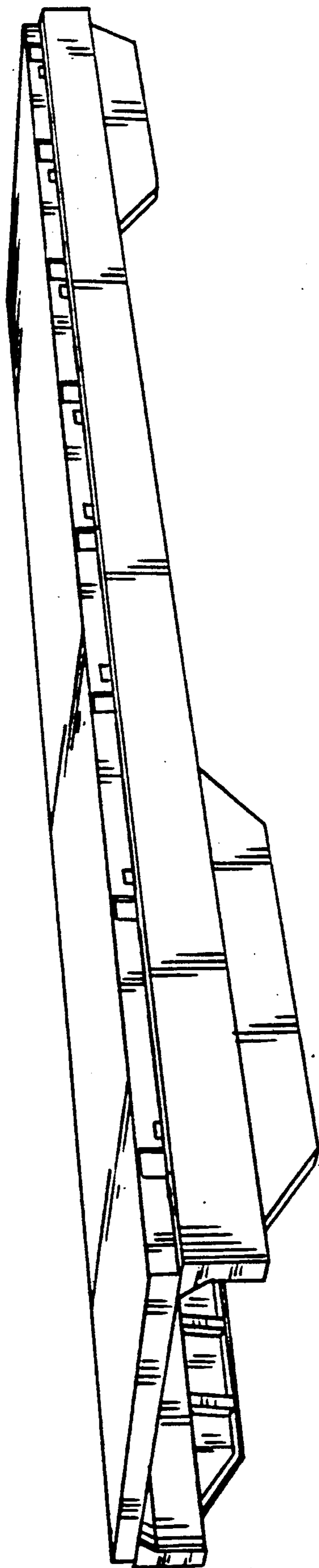


FIG. 1

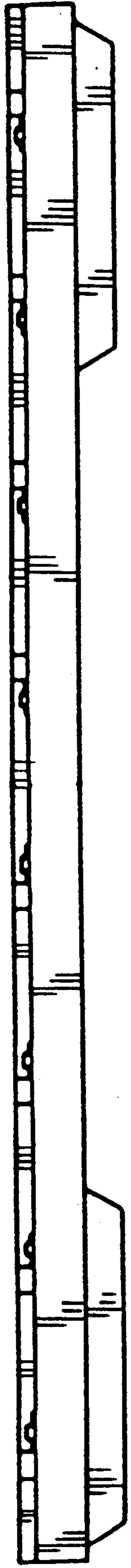


FIG. 2

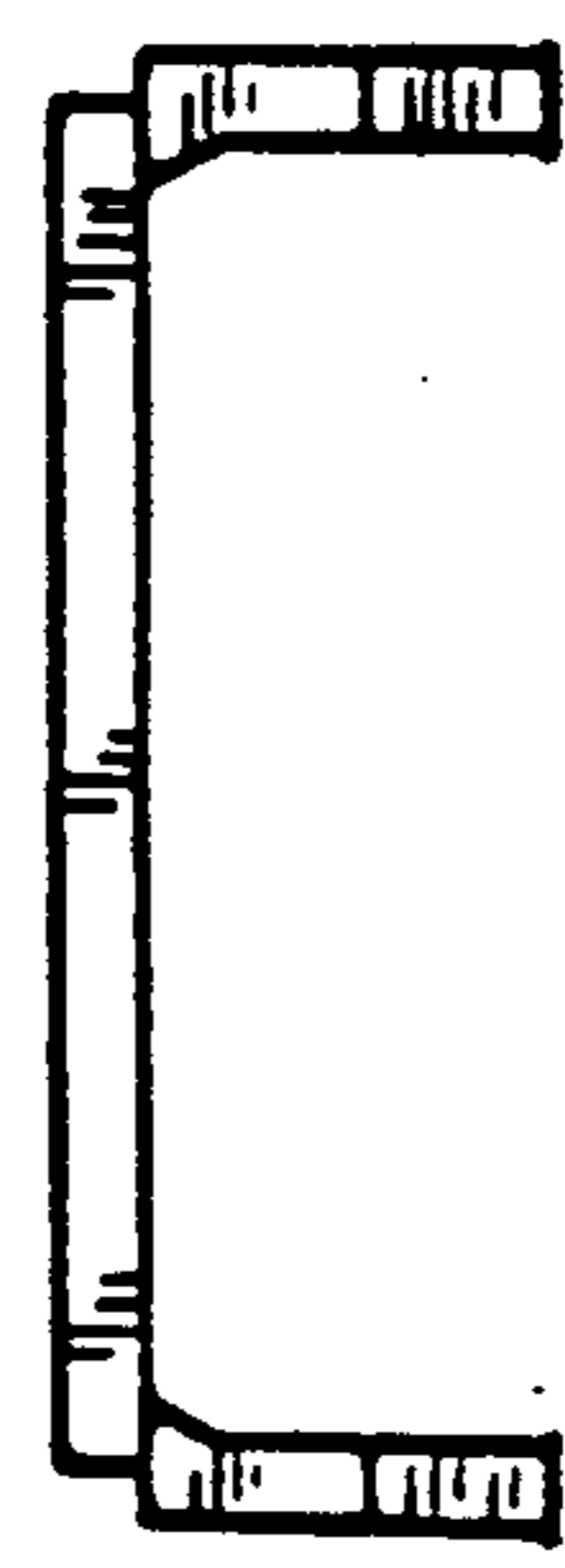


FIG. 3

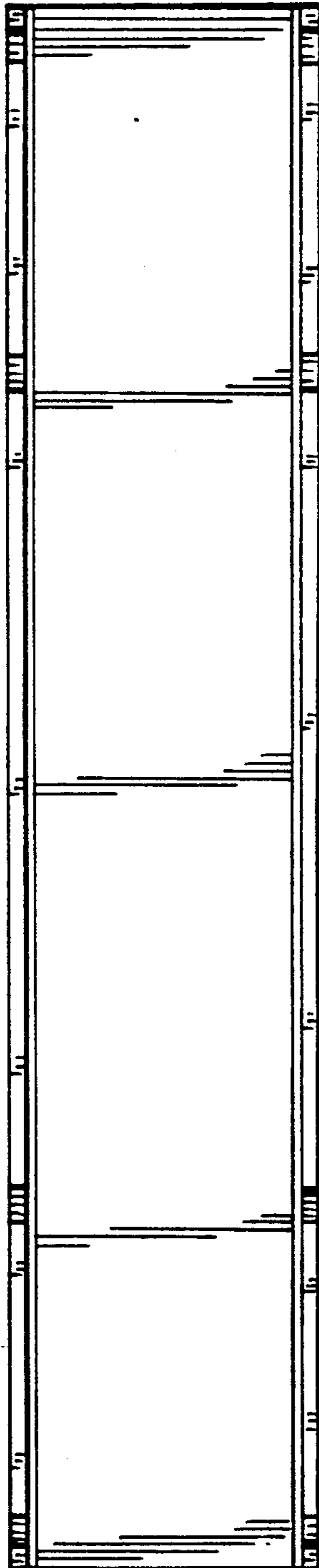


FIG. 4