



US00D324265S

# United States Patent [19]

[11] Patent Number: Des. 324,265

Fleming et al.

[45] Date of Patent: \*\* Feb. 25, 1992

[54] LIQUID HEATER WHICH OPERATES ON SOLAR ENERGY OR ANY OTHER ENERGY SOURCE

[75] Inventors: Mark G. Fleming; David C. Collins, both of Victoria, Australia

[73] Assignee: Siddons Ramset Limited, Victoria, Australia

[\*\*] Term: 14 Years

[21] Appl. No.: 307,714

[22] Filed: Feb. 8, 1989

[30] Foreign Application Priority Data

Aug. 9, 1988 [AU]	Australia	2668/88
[52] U.S. Cl.		D23/318
[58] Field of Search		D23/318; D13/102; 165/169, 170; 126/444

[56] References Cited

U.S. PATENT DOCUMENTS

2,441,833	5/1948	Morrison	165/169
4,236,506	12/1980	Roark	126/444
4,282,861	8/1981	Roark	165/169
4,918,938	4/1990	De Forest et al.	165/169

OTHER PUBLICATIONS

Electrical Merchandising, Oct. 1947, p. 61, Viking Water Heater, lower left side of page.  
Grainger's Spring '86 Cat.; p. 1033, Solar Heat Water Storage Tank, top left side of page.


Primary Examiner—James M. Gandy  
Assistant Examiner—Lisa Lichtenstein  
Attorney, Agent, or Firm—Nixon & Vanderhye

[57] CLAIM

The ornamental design for a liquid heater which operates on solar energy or any other energy source, as shown and described.

DESCRIPTION

FIG. 1 is a front perspective view of a liquid heater which operates on solar energy or any other energy source, showing our new design;  
FIG. 2 is a front elevation view thereof;  
FIG. 3 is a top plan view thereof;  
FIG. 4 is a front and side perspective view of a liquid heater which operates on solar energy or any other energy source showing a second embodiment of our new design;  
FIG. 5 is a rear elevation view of FIG. 4;  
FIG. 6 is a top plan view of FIG. 4; and  
FIG. 7 is a detailed front perspective view of an evaporator panel, shown separately for clarity of illustration, which is wrapped on the outside of a liquid heater which operates on solar energy or any other energy source, the first embodiment having two evaporator panels, and the second embodiment having three panels.







FIG. 1.



III. 2.

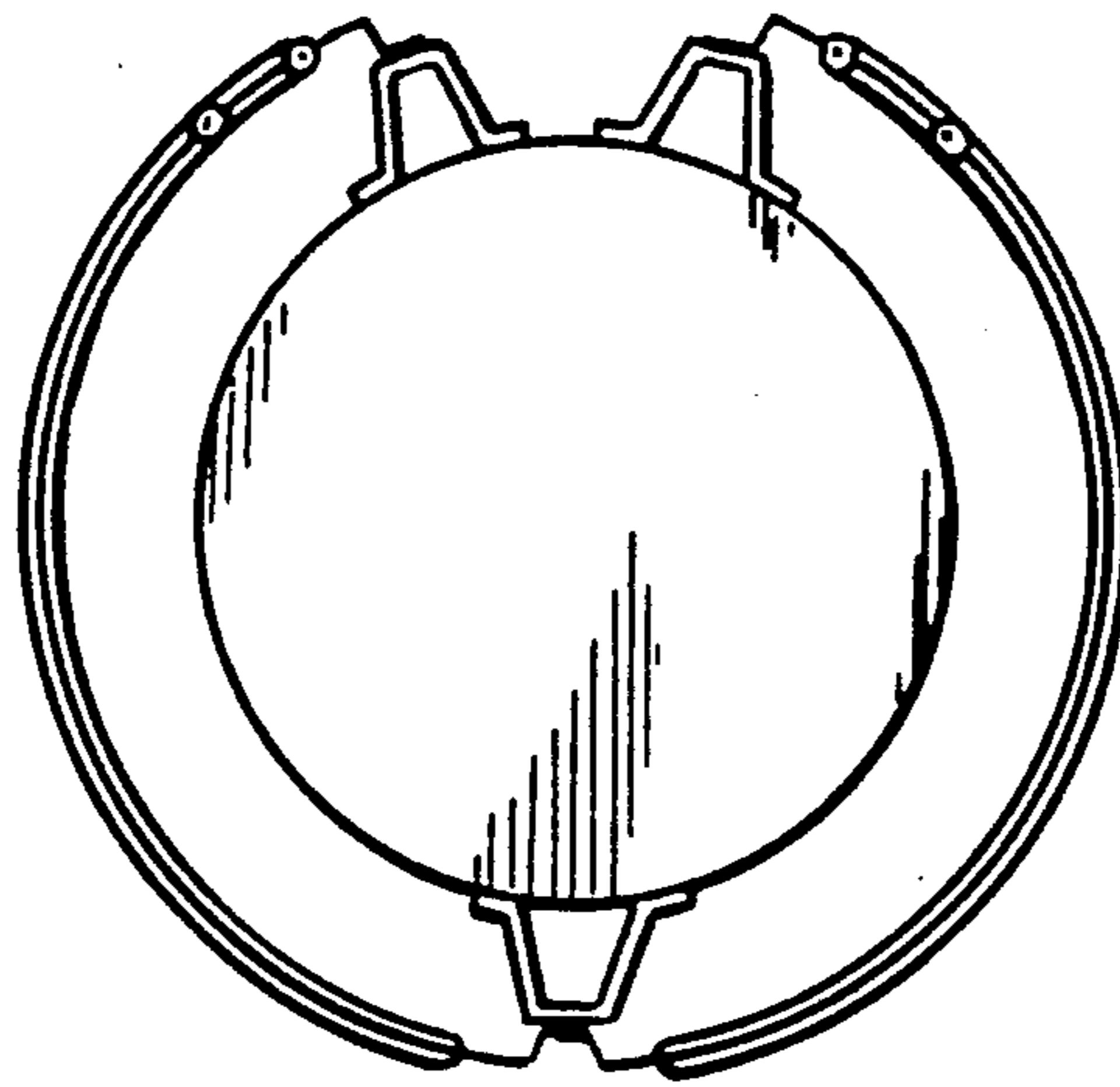


FIG. 3.





FIG. 4.



*FIG. 5.*

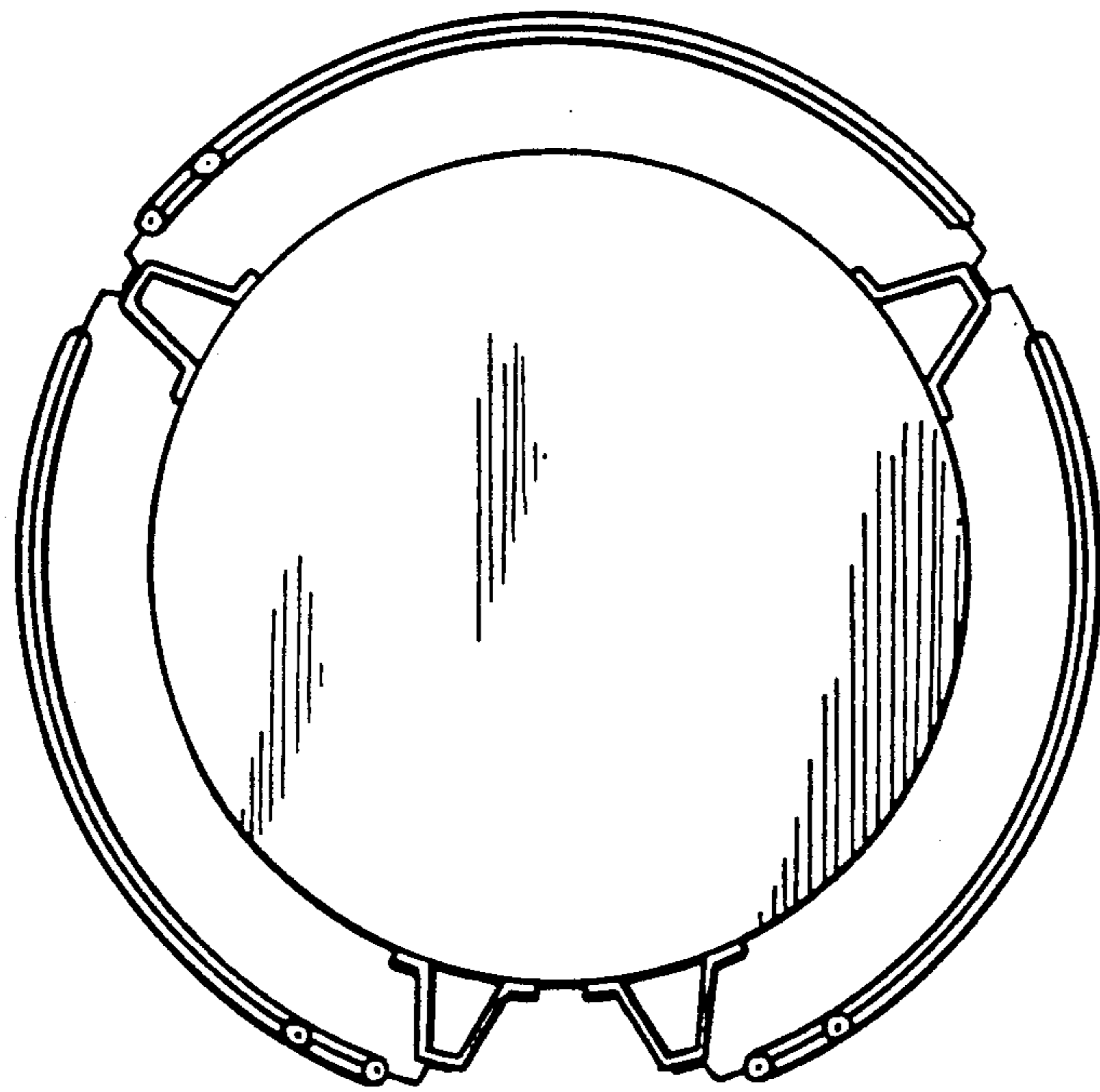


FIG. 6.




FIG. 7.