



US00D324257S

# United States Patent [19]

[11] Patent Number: **Des. 324,257**

**Rademacher**

[45] Date of Patent: **\*\* Feb. 25, 1992**

[54] **KNOB**

[56] **References Cited**

[76] Inventor: **Manfred Rademacher, Peter Roos.**  
Str. 6, 4000 Dusseldorf, Fed. Rep. of  
Germany

**U.S. PATENT DOCUMENTS**  
D. 216,692 3/1970 Young ..... D8/312  
D. 304,971 12/1989 Yost ..... D23/250

[\*\*] Term: **14 Years**

**OTHER PUBLICATIONS**  
Acme Hardware Co., Inc. Cat.; ©1965; p. 85, Knob  
No. 14/711 (Lower Left).  
Paul Associates Cat., p. 55; Knob 350 (upper right).  
Schlage Cat.; ©1974; p. 5; Knob Marquerite (upper  
right).

[21] Appl. No.: **359,832**

[22] Filed: **May 31, 1989**

*Primary Examiner*—B. J. Bullock  
*Attorney, Agent, or Firm*—Darby & Darby

### Related U.S. Application Data

[57] **CLAIM**

[63] Continuation of Ser. No. 351,676, May 12, 1989, aban-  
doned.

The ornamental design for a knob, as shown and de-  
scribed.

### Foreign Application Priority Data

### DESCRIPTION

Nov. 14, 1988 [DE] Fed. Rep. of Germany ..... 8803249  
[52] U.S. Cl. .... **D23/250; D8/310;**  
D8/312  
[58] Field of Search ..... D8/300, 307, 310, 311,  
D8/312; 16/110 R, 121; D23/250

FIG. 1 shows a front view of a knob showing my new  
design, viewed from a slightly elevated angle, the back  
view being identical;  
FIG. 2 shows a side view thereof from a slightly ele-  
vated angle, the opposite side view being identical;  
FIG. 3 shows a top view thereof; and  
FIG. 4 shows a bottom view thereof.




FIG. 1




FIG. 2




FIG. 3




FIG. 4

