



US00D324239S

United States Patent [19]

[11] Patent Number: **Des. 324,239**

Halm

[45] Date of Patent: **** Feb. 25, 1992**

[54] **VERTICAL HOLDER**

[75] Inventor: **Hans Halm**, Herne, Fed. Rep. of Germany

[73] Assignee: **Confon AG**, Reineck, Switzerland

[**] Term: **14 Years**

[21] Appl. No.: **479,710**

[22] Filed: **Feb. 14, 1990**

[30] **Foreign Application Priority Data**

Aug. 25, 1989 [DE] Fed. Rep. of Germany 8906005

[52] U.S. Cl. **D19/90; D6/407; D6/475; D19/86; D19/91**

[58] Field of Search **D6/406, 407, 475; D19/65, 75, 86, 90, 91, 95; 211/10, 11, 40, 42, 45, 50, 55; 206/425**

[56] **References Cited**

U.S. PATENT DOCUMENTS

D. 266,129 9/1982 Lidstrom D19/90 X
D. 280,944 10/1985 Herbert D6/475 X

D. 292,957 12/1987 Brüssing D6/475
D. 294,317 2/1988 Evenson et al. D6/475
D. 299,389 1/1989 Klodt D19/90 X
D. 305,486 1/1990 Rabig D6/475
D. 314,215 1/1991 Hawes, Jr. et al. D19/90
4,909,398 3/1990 Santucci 211/50

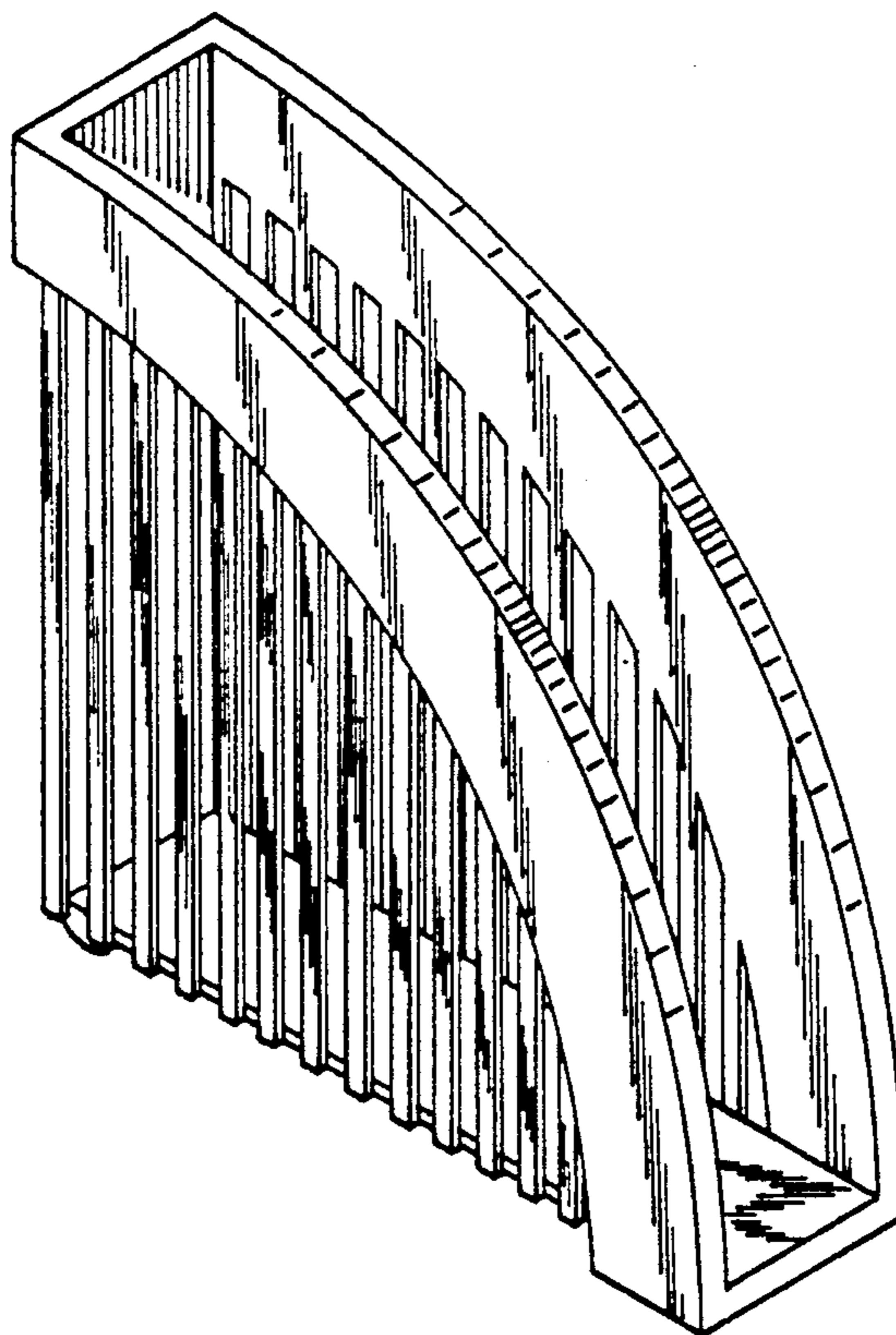
Primary Examiner—Bruce W. Dunkins
Assistant Examiner—Martha Thompson
Attorney, Agent, or Firm—Herbert Dubno; Ronald Lianides

[57] CLAIM

The ornamental design for vertical holder, as shown and described.

DESCRIPTION

FIG. 1 is a top, right front perspective view of a vertical holder showing my new design;
FIG. 2 is a rear elevational view thereof;
FIG. 3 is a right-side elevational view thereof;
FIG. 4 is a left-side elevational view thereof;
FIG. 5 is a top plan view thereof; and
FIG. 6 is a bottom plan view thereof.



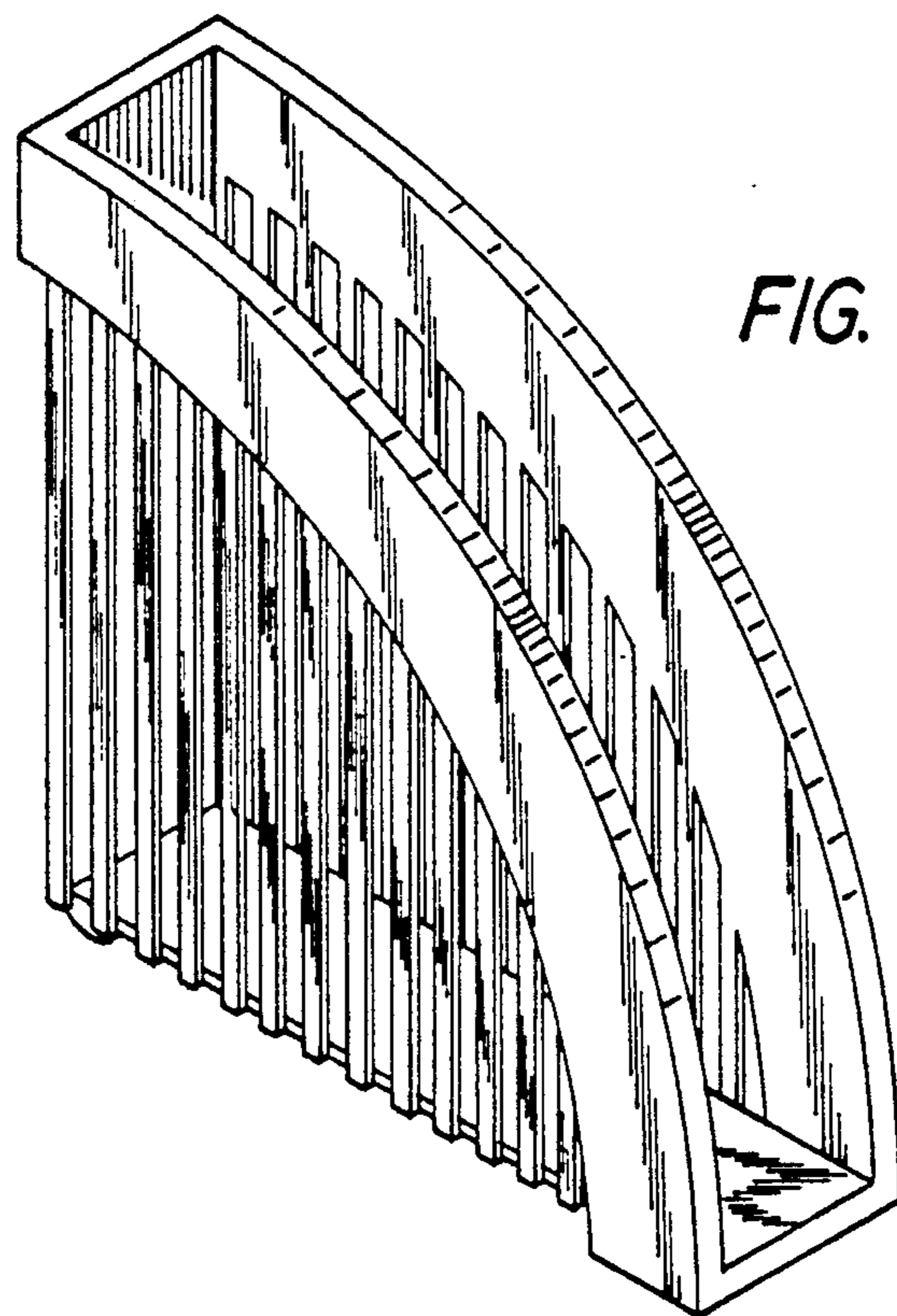


FIG. 1

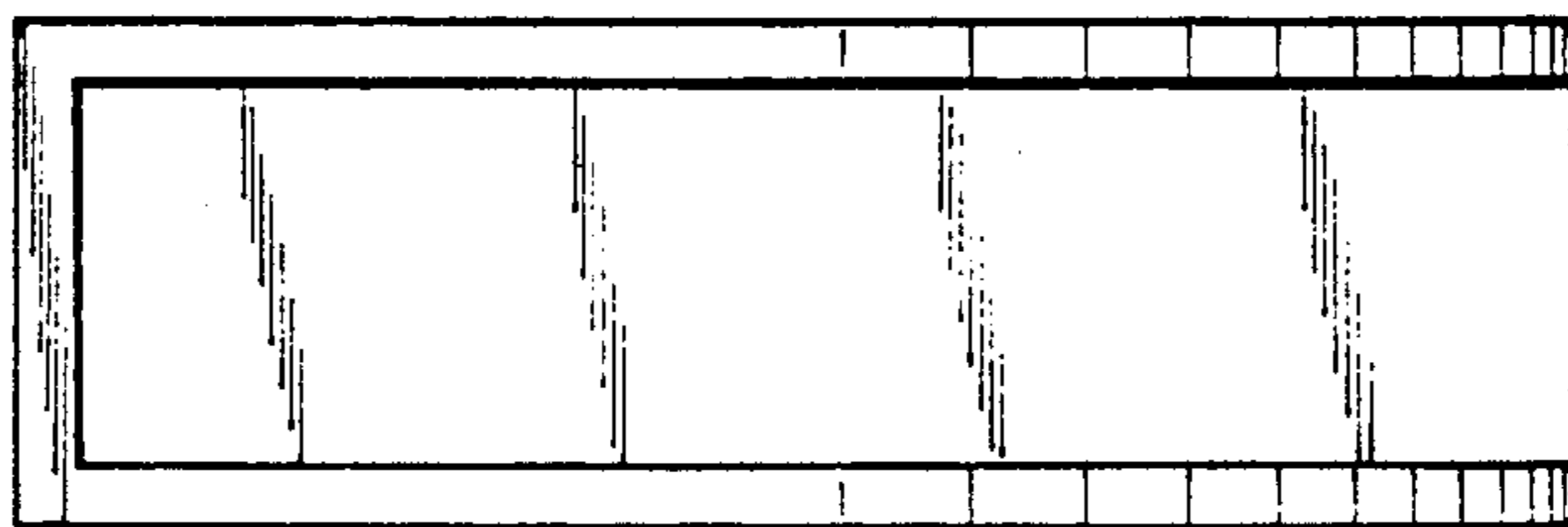


FIG. 5




FIG. 4

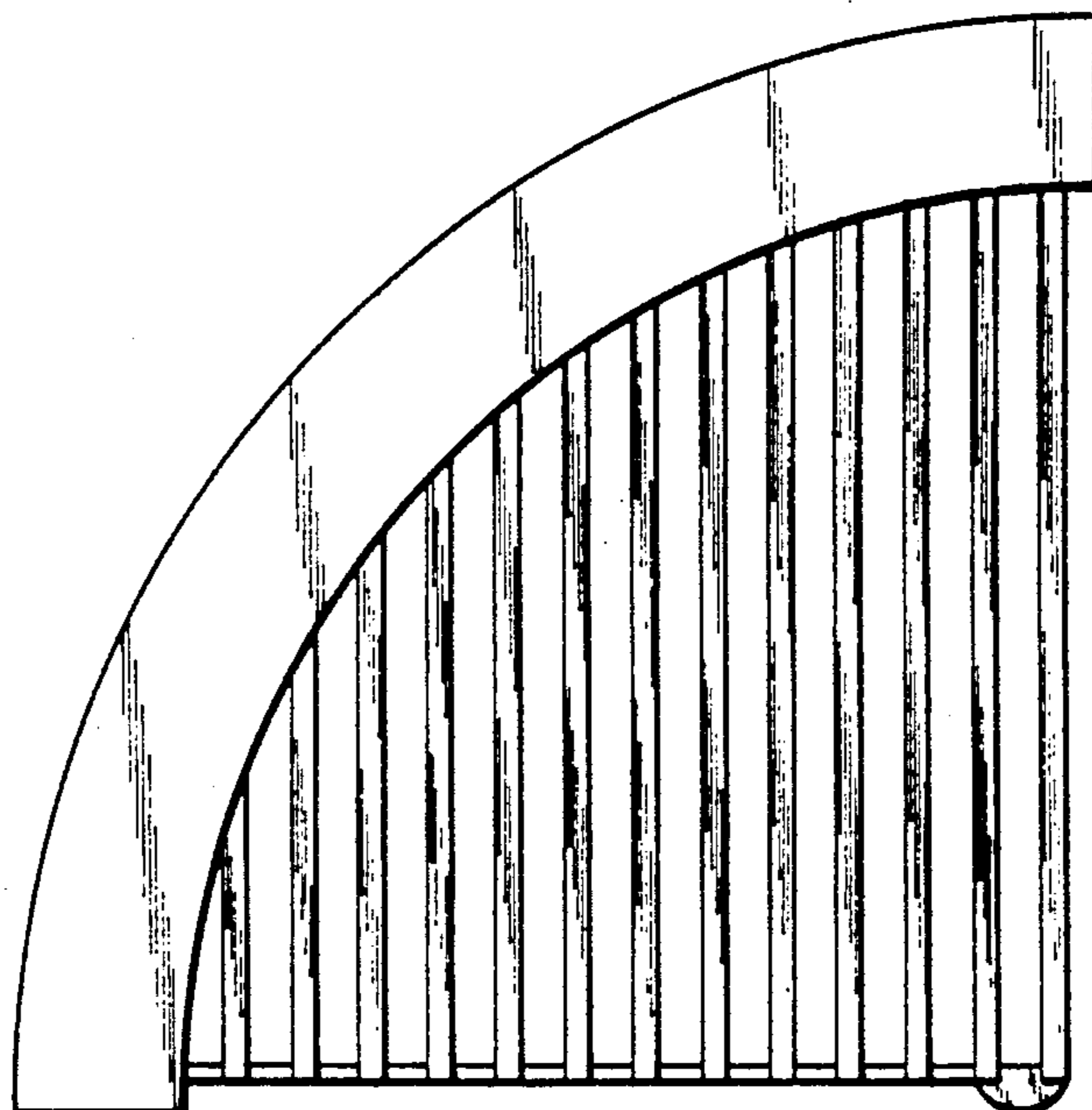


FIG. 2




FIG. 3

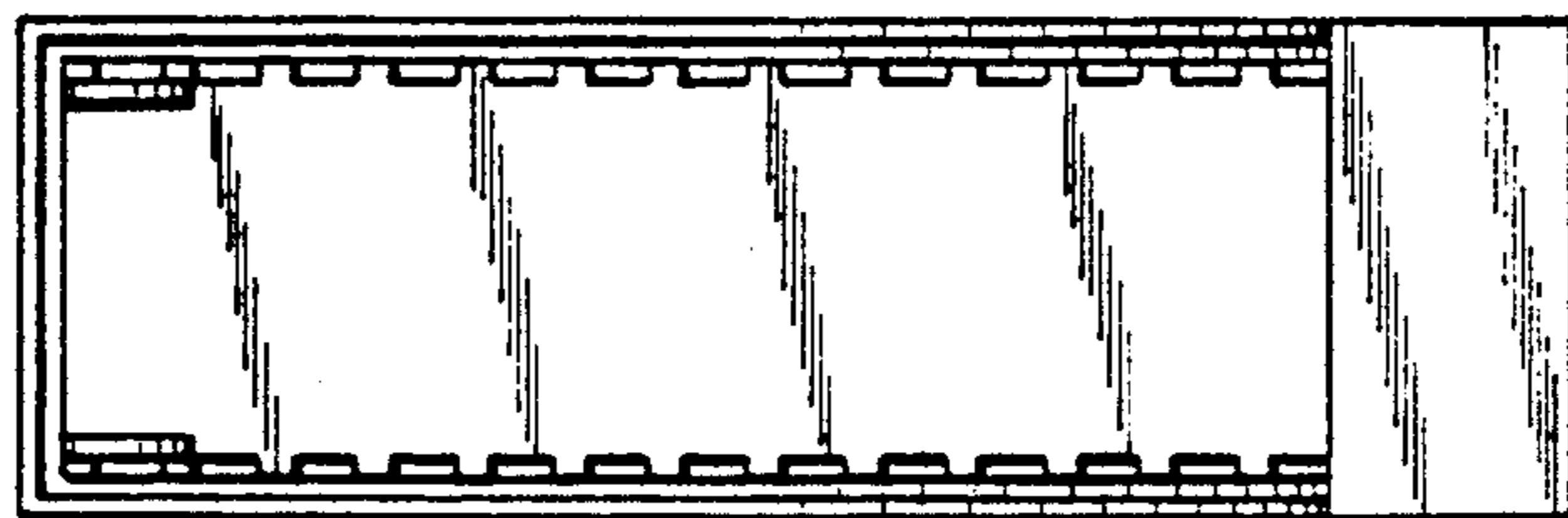


FIG. 6