



US00D324199S

United States Patent [19]

[11] Patent Number: **Des. 324,199**

Abele

[45] Date of Patent: **** Feb. 25, 1992**

[54] **BUMPER FOR AUTOMOBILE**

[75] Inventor: **Larry Abele, Cerritos, Calif.**

[73] Assignee: **Isuzu Motors Limited, Japan**

[**] Term: **14 Years**

[21] Appl. No.: **382,326**

[22] Filed: **Jul. 20, 1989**

[30] **Foreign Application Priority Data**

Feb. 8, 1989 [JP] Japan 1-4108

[52] U.S. Cl. **D12/169**

[58] Field of Search D12/169, 170; 293/102,
293/115, 117, 120

[56] **References Cited**

U.S. PATENT DOCUMENTS

D. 255,231 6/1980 Margiaria et al. D12/170

4,597,603 7/1986 Trabert 293/117

Primary Examiner—James M. Gandy

Attorney, Agent, or Firm—Laubscher, Presta & Laubscher

[57] **CLAIM**

The ornamental design for a bumper for automobile, as shown and described.

DESCRIPTION

FIG. 1 is a top, front and right side perspective view of a bumper for automobile showing my new design it being understood that the broken lines are for illustrative purposes only and form no part of the claimed design;

FIG. 2 is an enlarged front elevation view thereof;

FIG. 3 is an enlarged rear elevation view thereof;

FIG. 4 is an enlarged top plan view thereof;

FIG. 5 is an enlarged bottom plan view thereof;

FIG. 6 is an enlarged right side elevation view thereof;

FIG. 7 is an enlarged sectional view thereof taken along the line 7—7 in FIG. 2; and

FIG. 8 is an enlarged sectional view thereof taken along the line 8—8 in FIG. 2.

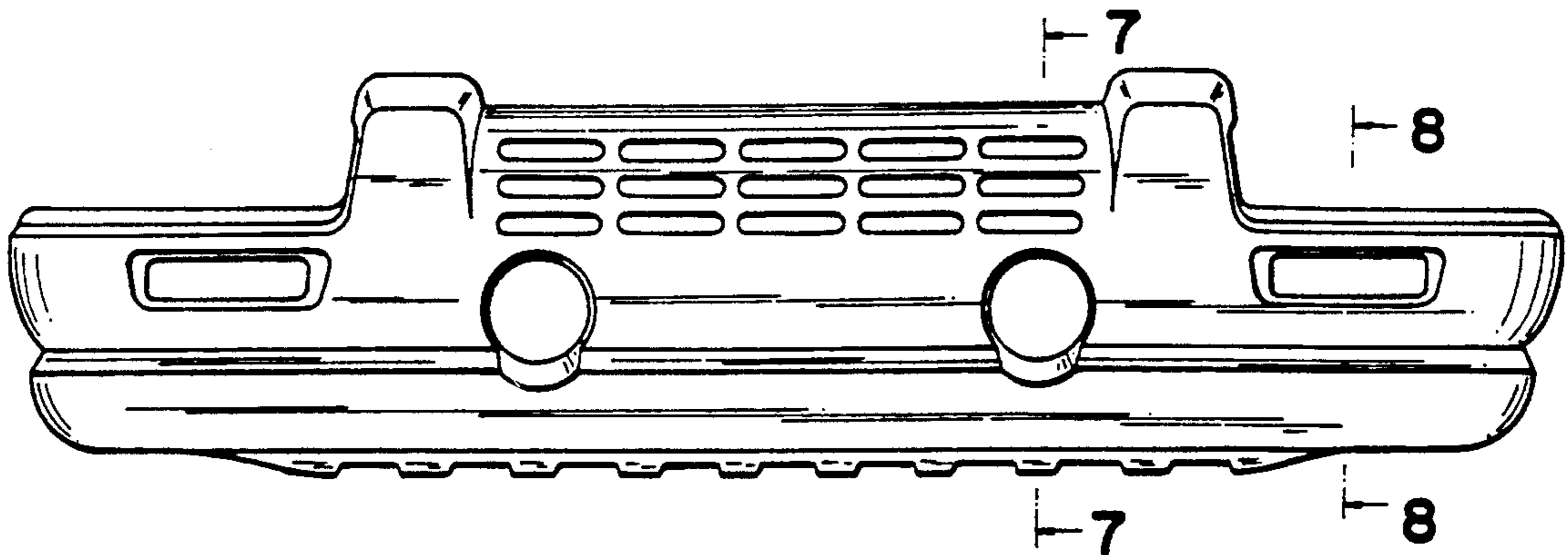


FIG. 1




FIG. 2

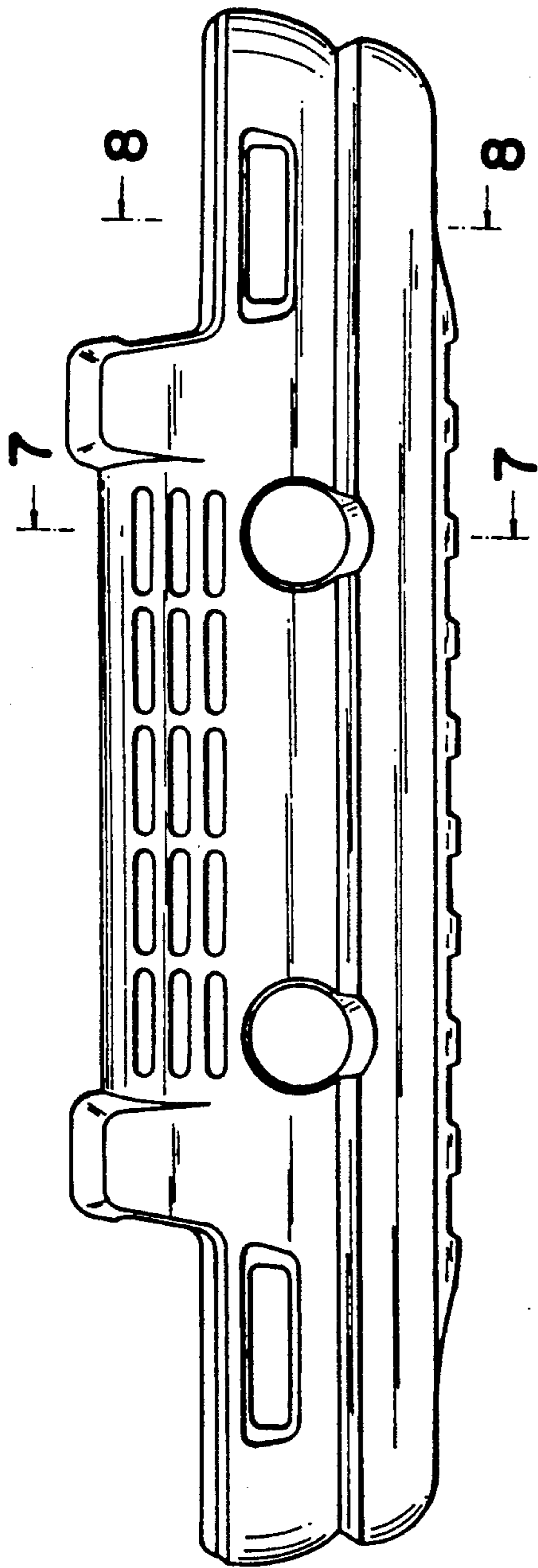


FIG. 3




FIG. 4




FIG. 5

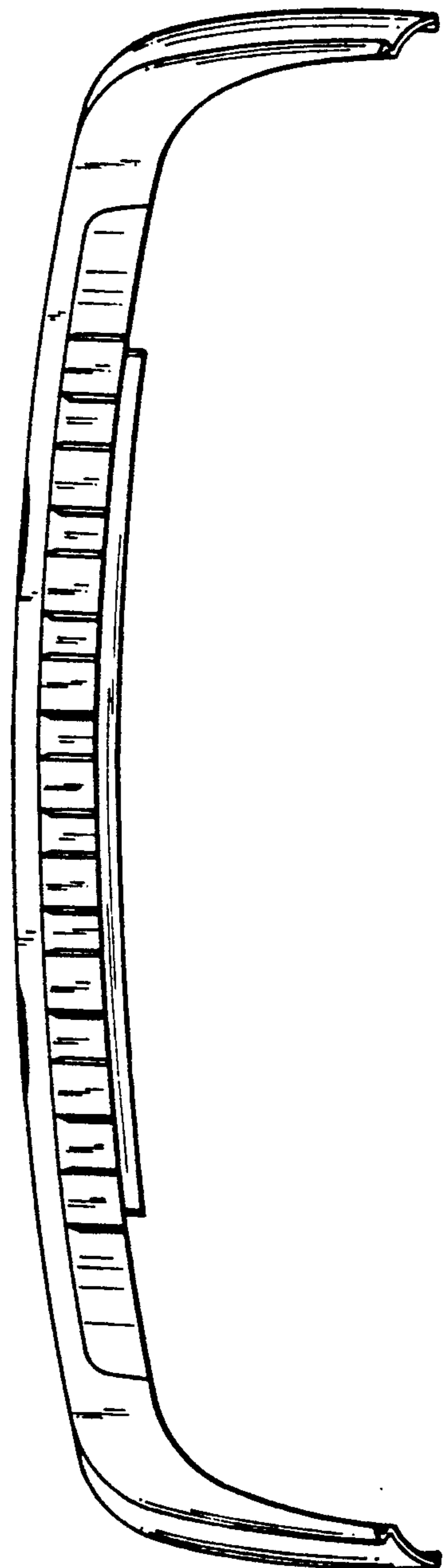


FIG. 6




FIG. 7



FIG. 8

