



US00D324193S

United States Patent [19]

[11] Patent Number: **Des. 324,193**

Wen-Long

[45] Date of Patent: **** Feb. 25, 1992**

[54] **ADJUSTABLE STRAP FOR CAPS OR THE LIKE**

3,210,820	10/1965	Humiston	D11/220
4,440,465	4/1984	Elliott et al.	24/578
4,872,218	10/1989	Holt	2/189
4,951,320	8/1990	Yoon	2/197

[76] Inventor: **Ho Wen-Long**, No. 30-1, Ta-Chuan St., Taichung 40311, Taiwan

Primary Examiner—A. Hugo Word
Assistant Examiner—R. Seifert
Attorney, Agent, or Firm—Browdy and Neimark

[**] Term: **14 Years**

[21] Appl. No.: **389,827**

[57] **CLAIM**

[22] Filed: **Aug. 4, 1989**

The ornamental design for an adjustable strap for caps or the like, as shown.

[52] U.S. Cl. **D11/220; D2/244; D11/200**

DESCRIPTION

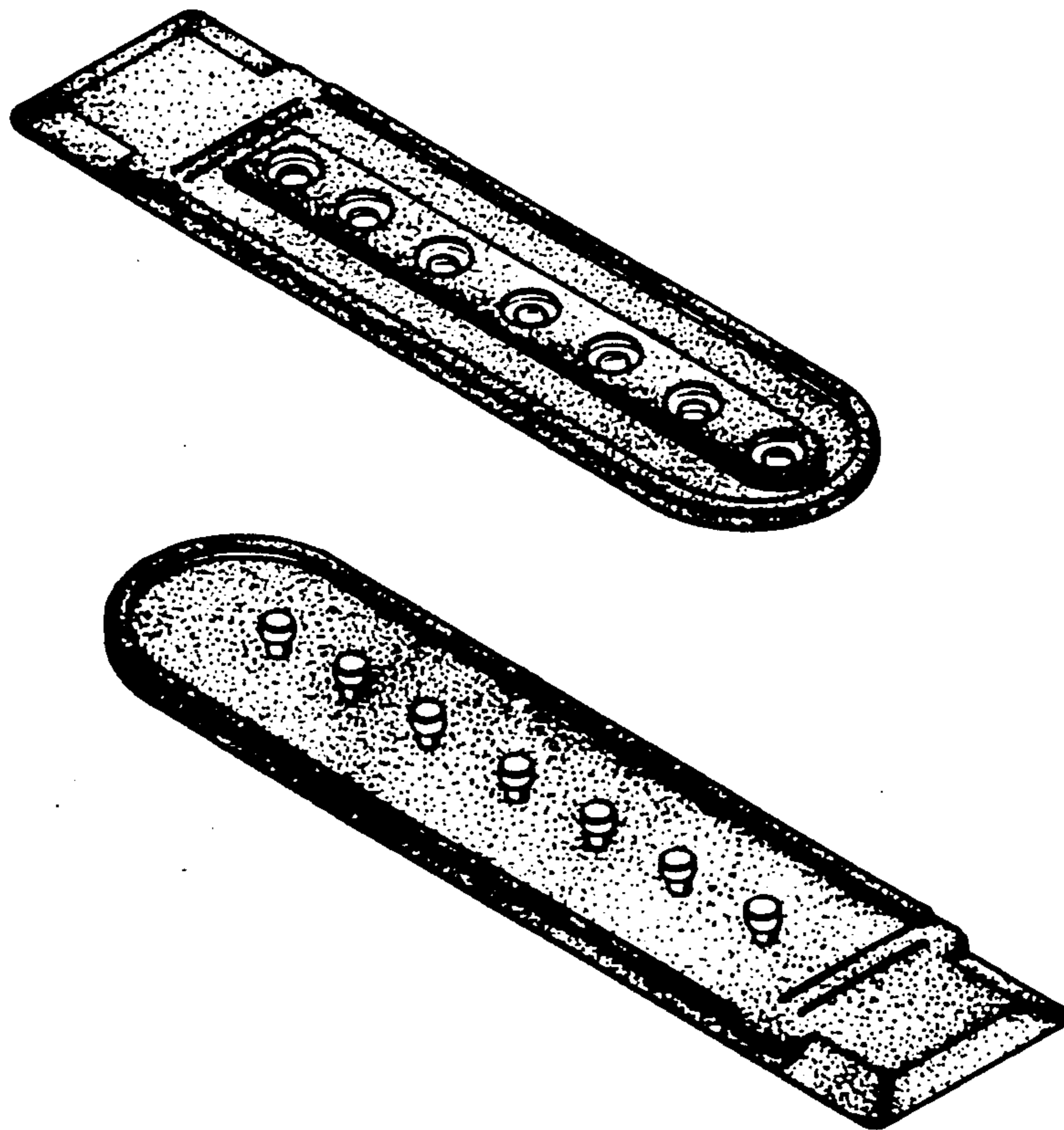
[58] **Field of Search** D11/178, 220, 216, 418, D11/196-209.7, 175; 132/57.1, 58-59; 24/578, 517, 42, 43, 576, 579.1, 587, 572; D2/244; 2/178, 196-209.7, 175

FIG. 1 is a perspective view of an adjustable strap for caps or the like showing my new design; FIG. 2 is a front elevational view thereof; FIG. 3 is a left elevational view thereof; FIG. 4 is a right elevational view thereof; FIG. 5 is a top plan view thereof; FIG. 6 is a bottom plan view thereof; and FIG. 7 is an exploded view thereof.

[56] **References Cited**

U.S. PATENT DOCUMENTS

D. 276,666 12/1984 Bryant D2/244



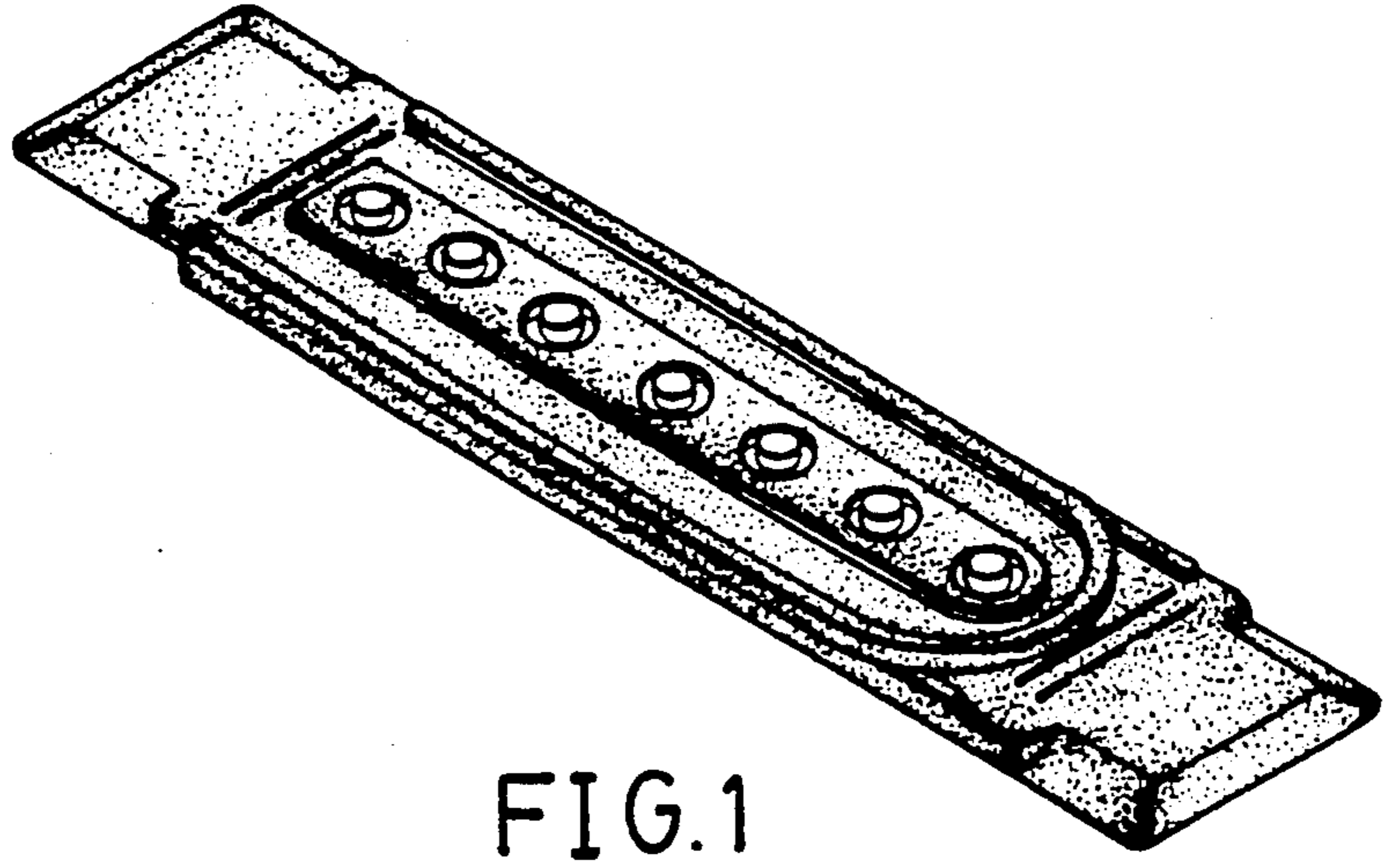


FIG. 1

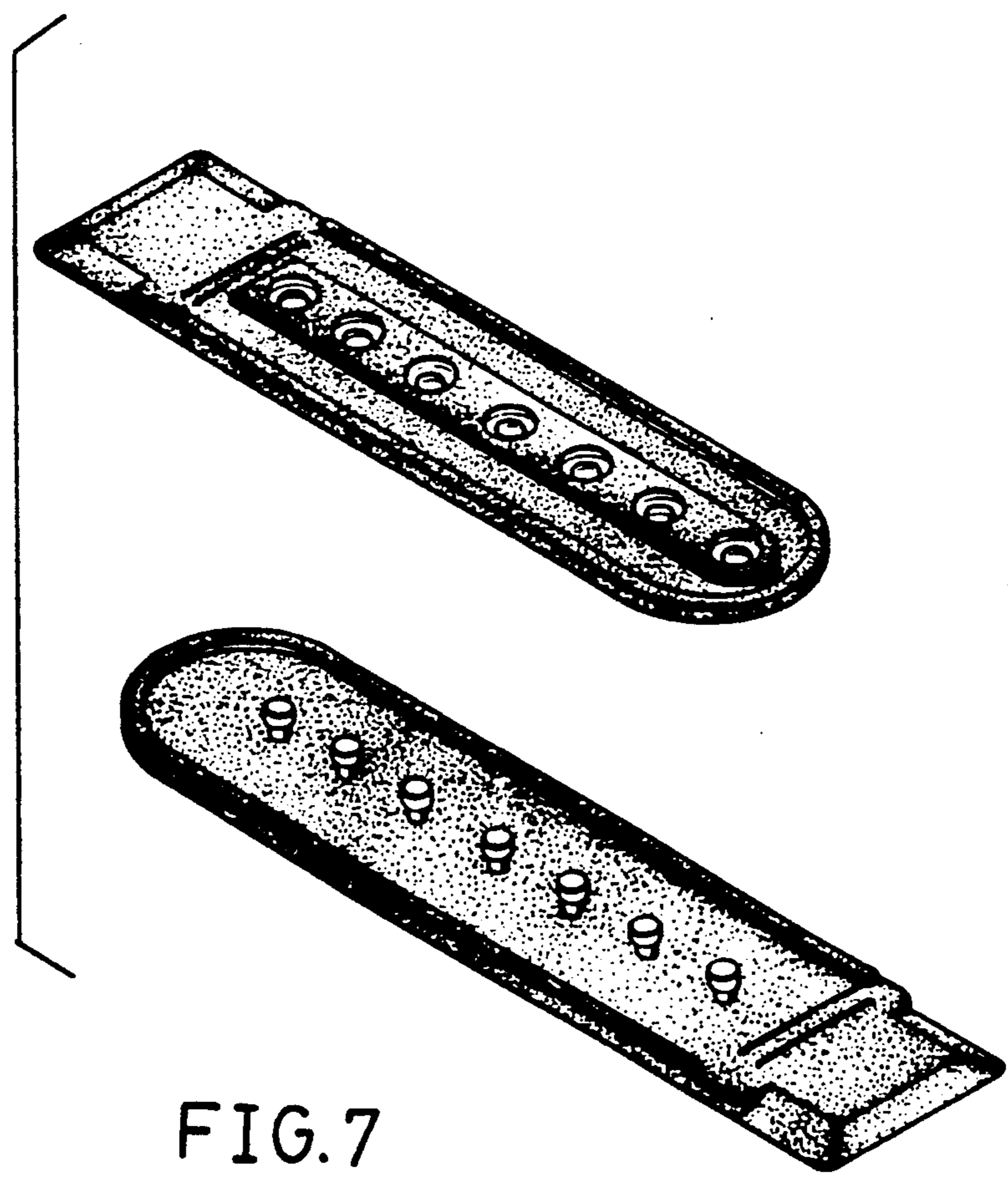


FIG. 7



FIG. 3

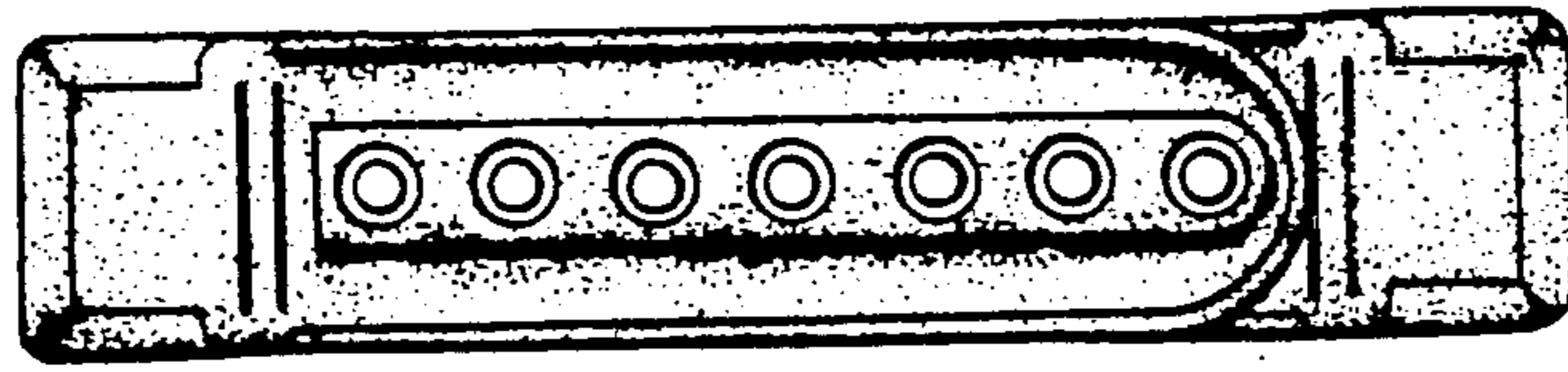


FIG. 5



FIG. 4




FIG. 2




FIG. 6