



US00D324183S

United States Patent [19]

[11] Patent Number: **Des. 324,183**

Hattori et al.

[45] Date of Patent: **** Feb. 25, 1992**

[54] WRISTWATCH

[75] Inventors: **Shinjiro Hattori; Sanae Ohashi**, both of Tokyo, Japan

[73] Assignee: **Seiko Instruments Inc.**, Japan

[**] Term: **14 Years**

[21] Appl. No.: **396,605**

[22] Filed: **Aug. 18, 1989**

[52] U.S. Cl. **D10/39; D10/126**

[58] Field of Search **D10/1-40, D10/122-132; 368/228, 232, 238, 280-282, 285**

[56] References Cited

U.S. PATENT DOCUMENTS

D. 147,602	9/1947	Stern	D10/30	X
D. 172,992	9/1954	Schwankhaus	D10/38	
D. 181,013	9/1957	Mamie	D10/38	
D. 289,503	4/1987	Ludvig	D10/39	
2,852,908	9/1958	Stern	D10/39	X

FOREIGN PATENT DOCUMENTS

311294	1/1956	Switzerland	368/232	
--------	--------	-------------	-------	---------	--

OTHER PUBLICATIONS

Swiss Watch & Jewelry Journal—5/83—p. 555—watches at bottom.

Swiss Watch & Jewelry Journal—2/88—p. 224—watch at upper-left.

European Jeweler—2/87—p. 172—watch at bottom—2nd from left.

Primary Examiner—Nelson C. Holtje
Attorney, Agent, or Firm—Bruce L. Adams; Van C. Wilks

[57] CLAIM

The ornamental design for a wristwatch, as shown and described.

DESCRIPTION

FIG. 1 is a front elevational view of a wristwatch showing our new design;

FIG. 2 is a rear elevational view thereof;

FIG. 3 is a top plan view thereof;

FIG. 4 is a bottom plan view thereof;

FIG. 5 is a right side elevational view thereof;

FIG. 6 is a left side elevational view thereof; and

FIG. 7 is a front right perspective view thereof.

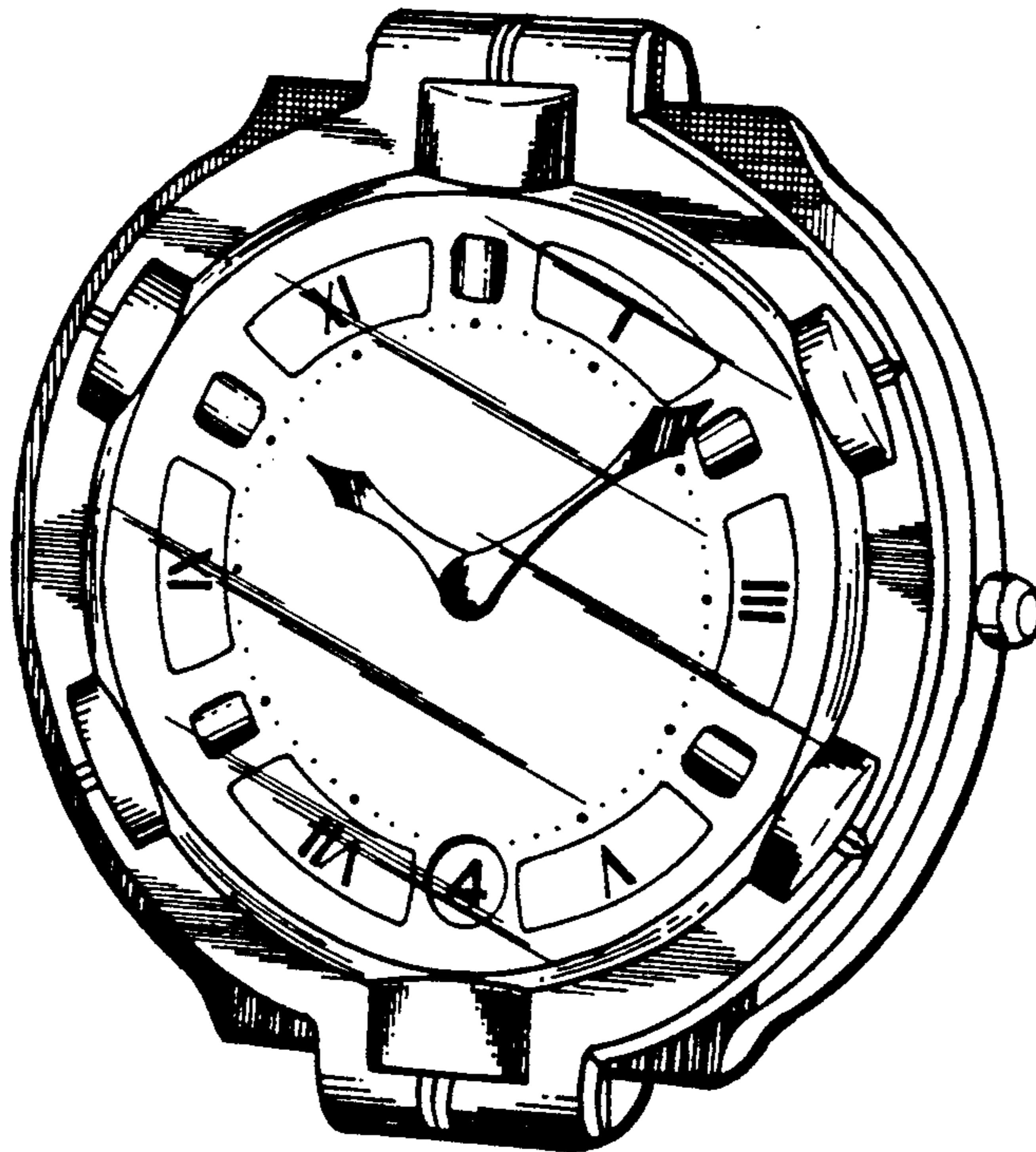


Fig. 2

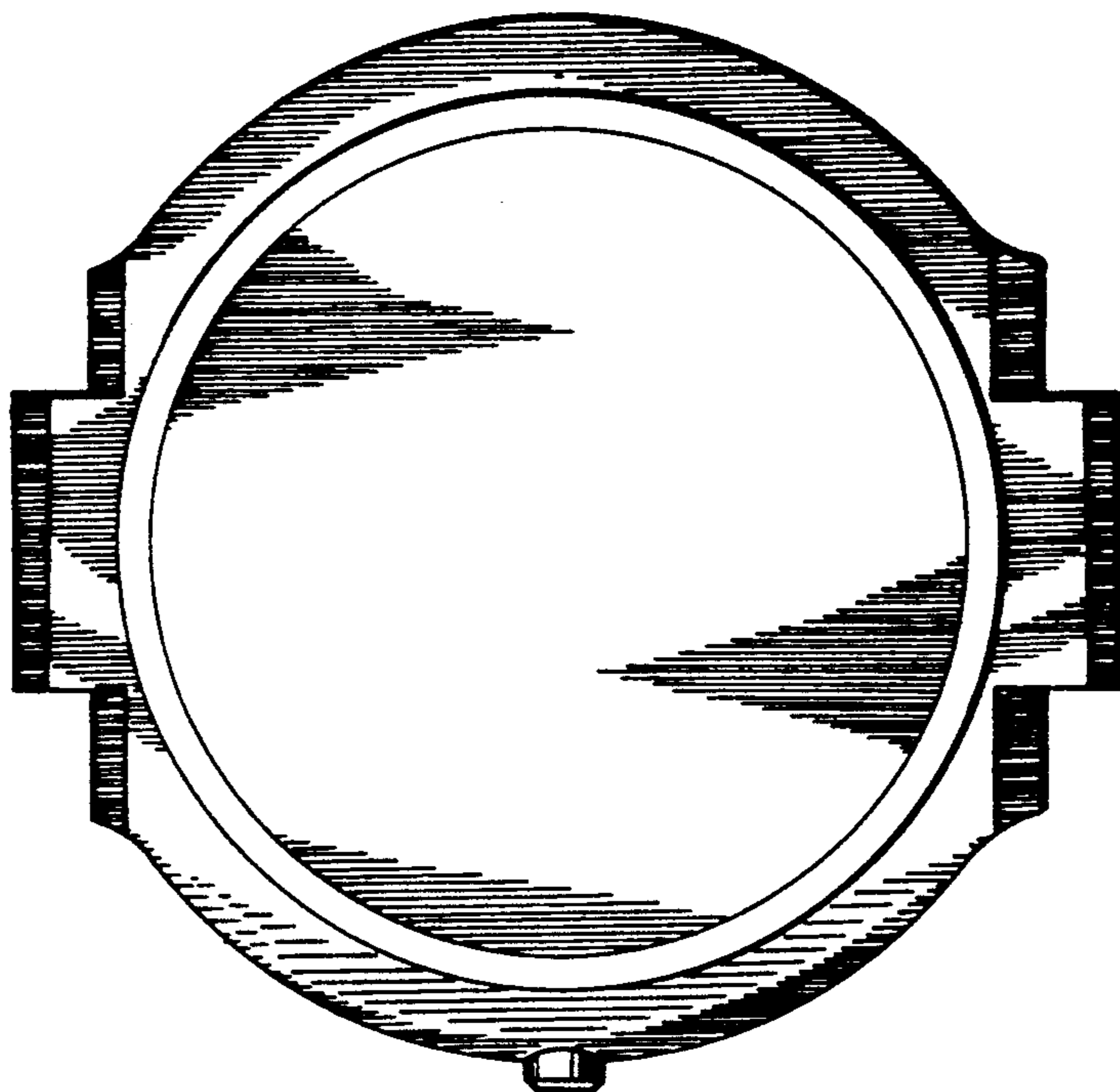


Fig. 1




Fig. 3




Fig. 4



Fig. 5



Fig. 6

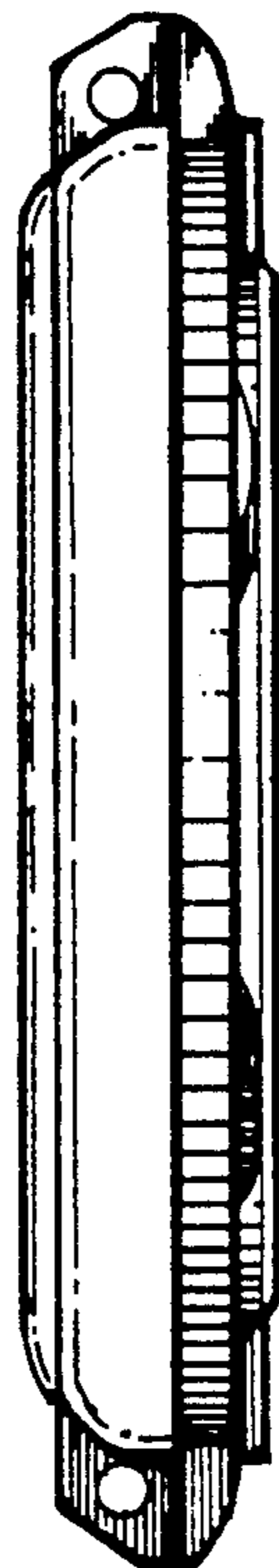


Fig. 7

