



US00D324173S

United States Patent [19]

[11] Patent Number: **Des. 324,173**

Lynd

[45] Date of Patent: **** Feb. 25, 1992**

[54] **TWO COMPARTMENT BOTTLE**

[75] Inventor: **Larry G. Lynd**, Canal Winchester, Ohio

[73] Assignee: **Lynd Properties, Inc.**, Columbus, Ohio

[**] Term: **14 Years**

[21] Appl. No.: **431,862**

[22] Filed: **Nov. 6, 1989**

[52] U.S. Cl. **D9/347; D9/370; D9/396**

[58] Field of Search **D9/347, 341, 349-355, D9/390-399, 370; 215/1 R, 1 C, 6, 10**

[56] **References Cited**

U.S. PATENT DOCUMENTS

22,186	11/1858	Mason	215/1 R
D. 274,696	7/1984	Marsden	D9/355 X
1,337,034	4/1920	Bauermeister	215/6 X
1,499,612	7/1924	Hammer	215/1 R
2,326,414	8/1943	Thompson	215/6 X
2,462,461	2/1949	Bird	215/13
2,488,611	11/1949	Stallings	215/10
2,611,499	9/1952	Mayer	215/6
2,833,436	5/1958	Ruderian	215/6
2,836,323	5/1958	Robinson	220/4
3,071,281	1/1963	Sawai	D9/439 X
3,119,513	1/1964	Lata	D9/393 X

OTHER PUBLICATIONS

New York Times, Apr. 11, 1948, Section 1, p. 64, Jacqueline Cochran Perk up set.


Primary Examiner—Bernard Ansher
Assistant Examiner—Lucy Lieberman
Attorney, Agent, or Firm—Robert E. Stebens

[57] **CLAIM**

The ornamental design for a two compartment bottle, as shown and described.

DESCRIPTION

FIG. 1 is a side elevation of a two compartment bottle showing my new design;
 FIG. 2 is a side elevation of the two compartment bottle shown in an exploded condition;
 FIG. 3 is a top plan view thereof;
 FIG. 4 is a bottom plan view thereof;
 FIG. 5 is a fragmentary sectional view taken along line 5—5 of FIG. 4;
 FIG. 6 is a bottom plan view of the upper compartment as seen on a plane defined by line 6—6 of FIG. 2;
 FIG. 7 is a fragmentary sectional view taken along line 7—7 of FIG. 6;
 FIG. 8 is a top plan view of the bottom compartment as seen on a plane defined by line 8—8 of FIG. 2; and
 FIG. 9 is an elevational view of the bottle shown in FIG. 1, but as seen from the opposite side.






FIG. 1

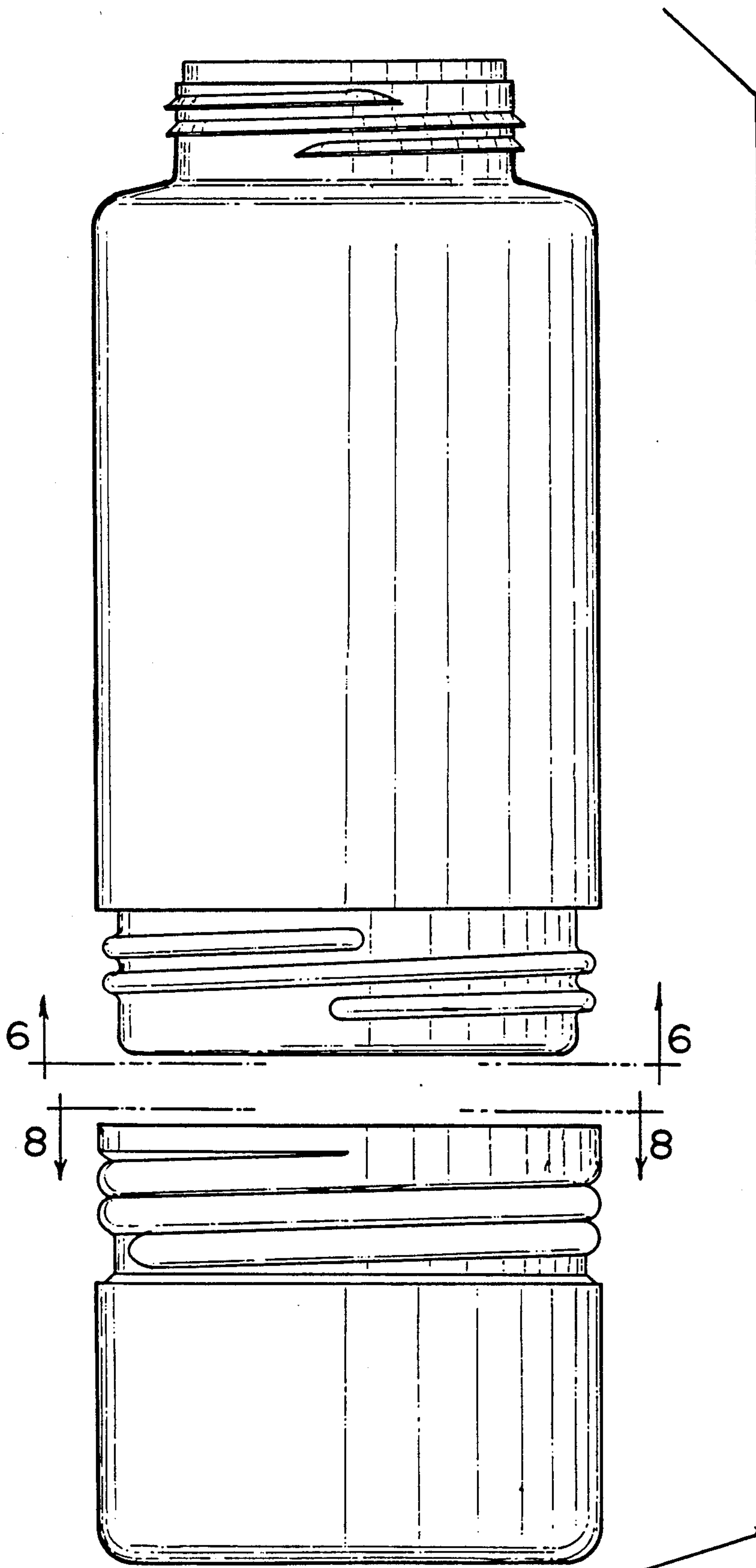


FIG. 2

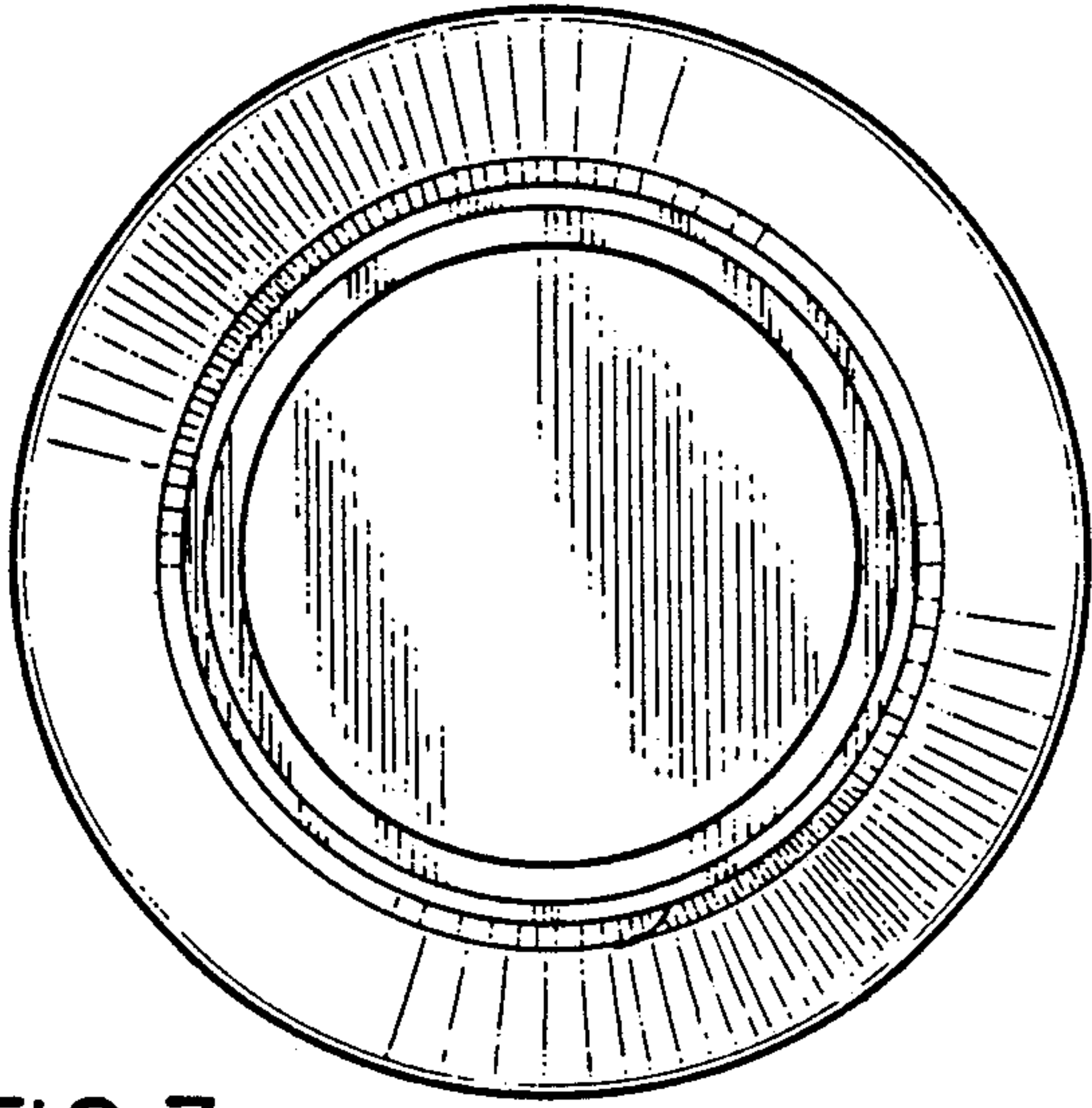


FIG. 3

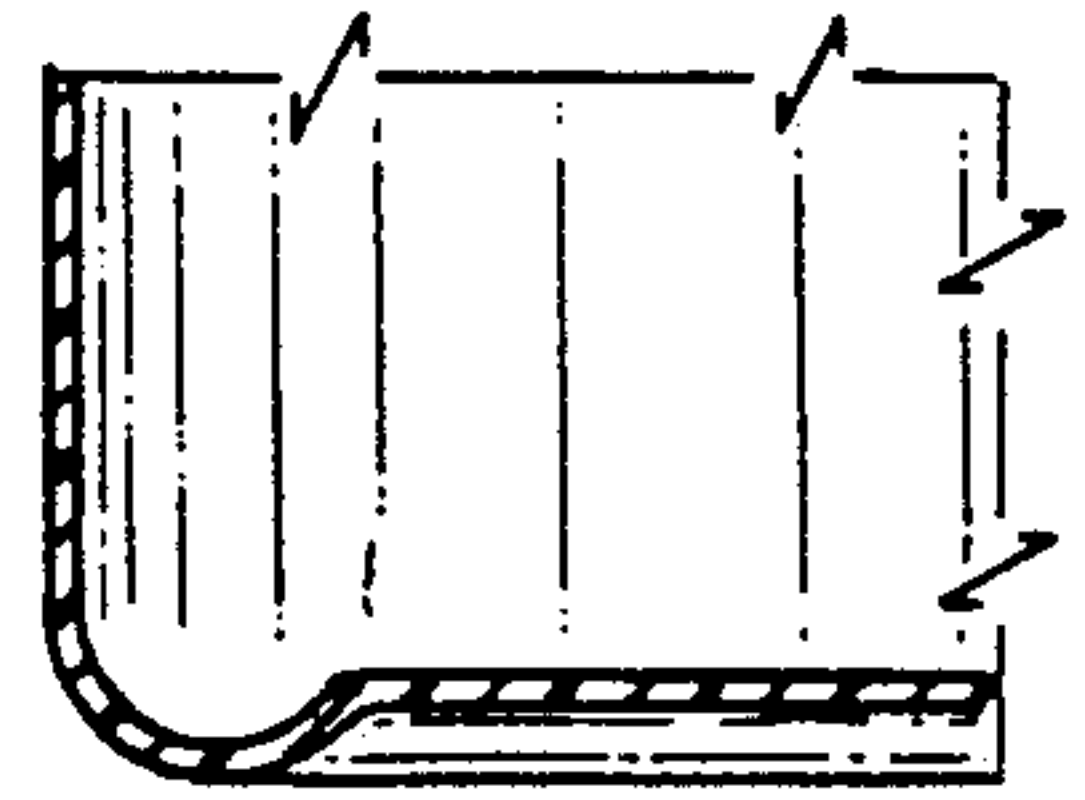


FIG. 5

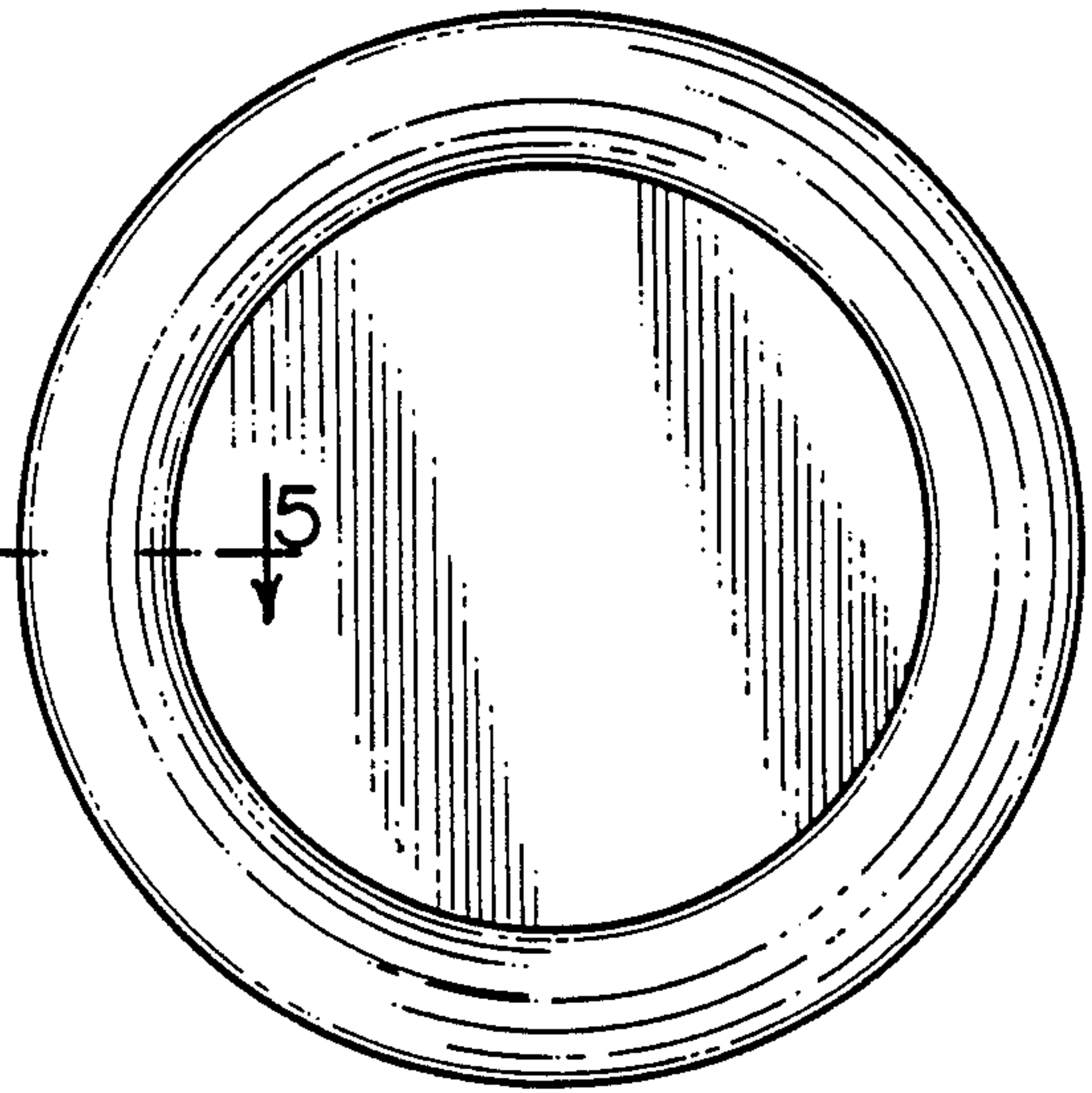


FIG. 4

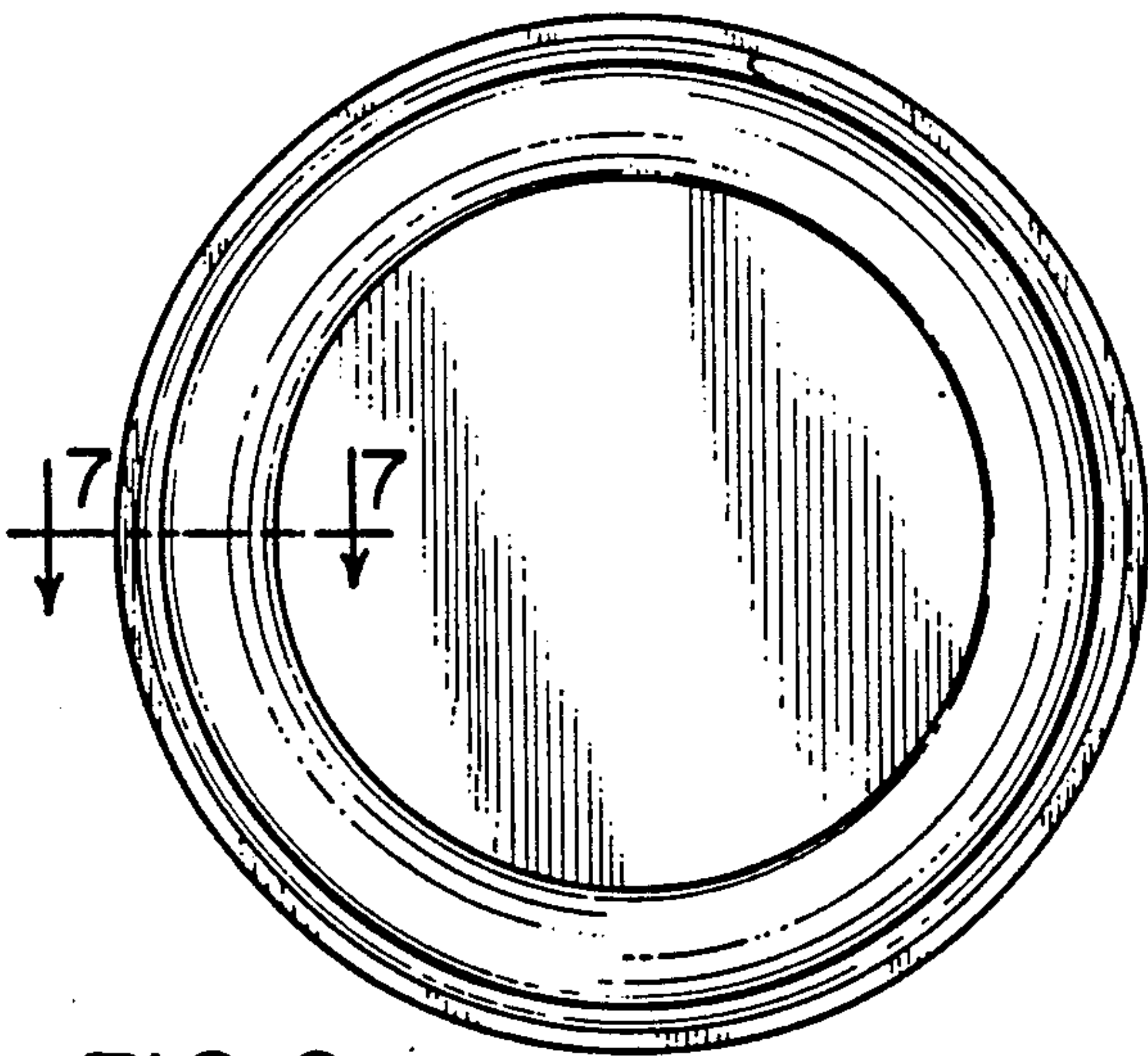


FIG. 6

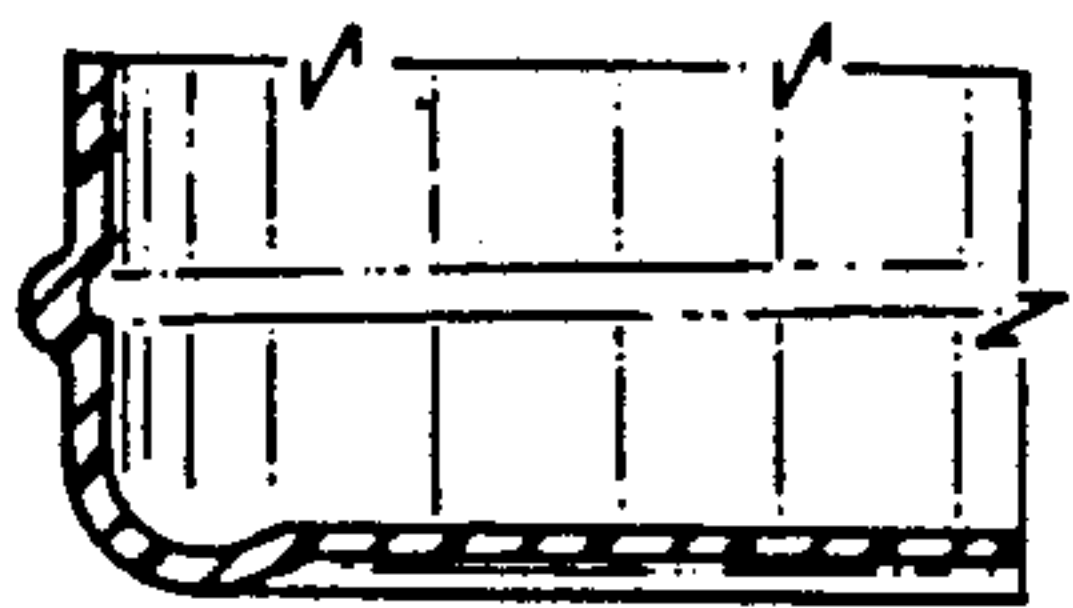


FIG. 7




FIG. 8




FIG. 9