



US00D324170S

# United States Patent [19]

[11] Patent Number: **Des. 324,170**

Owens et al.

[45] Date of Patent: **\*\* Feb. 25, 1992**

[54] **COMBINED DOOR STOP AND WALL PATCH**

3,362,040 1/1968 Gurzenda ..... 16/86 A  
3,386,125 6/1968 Hand ..... 16/86 R

[76] Inventors: **R. Larry Owens**, 5121 E. Shore Dr., Conyers, Ga. 30208; **Paul G. McClellan**, 1795 Mackinaw Pl., Smyrna, Ga. 30080

### OTHER PUBLICATIONS

Colson Bumper Brochure, p. 3, Pic. of 'end bumper' on bottom left.

[\*\*] Term: **14 Years**

*Primary Examiner*—B. J. Bullock  
*Assistant Examiner*—Sandra Morris  
*Attorney, Agent, or Firm*—Harry I. Leon

[21] Appl. No.: **278,143**

### [57] CLAIM

[22] Filed: **Nov. 30, 1988**

The ornamental design for a combined door stop and wall patch combination, as shown and described.

[52] U.S. Cl. .... **D8/402**

[58] Field of Search ..... **D8/352, 400, 402; 16/86 A, 86 R**

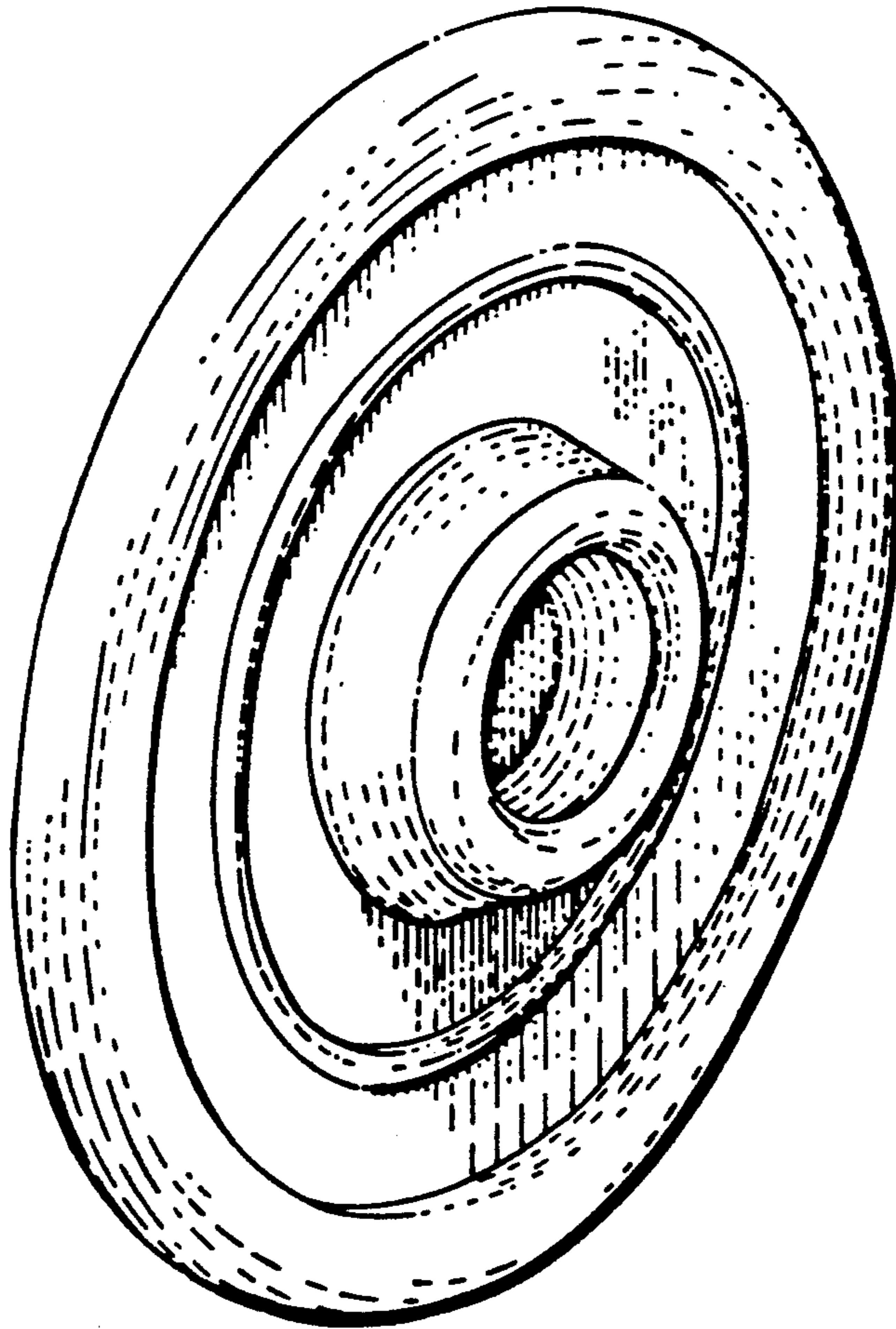
### DESCRIPTION

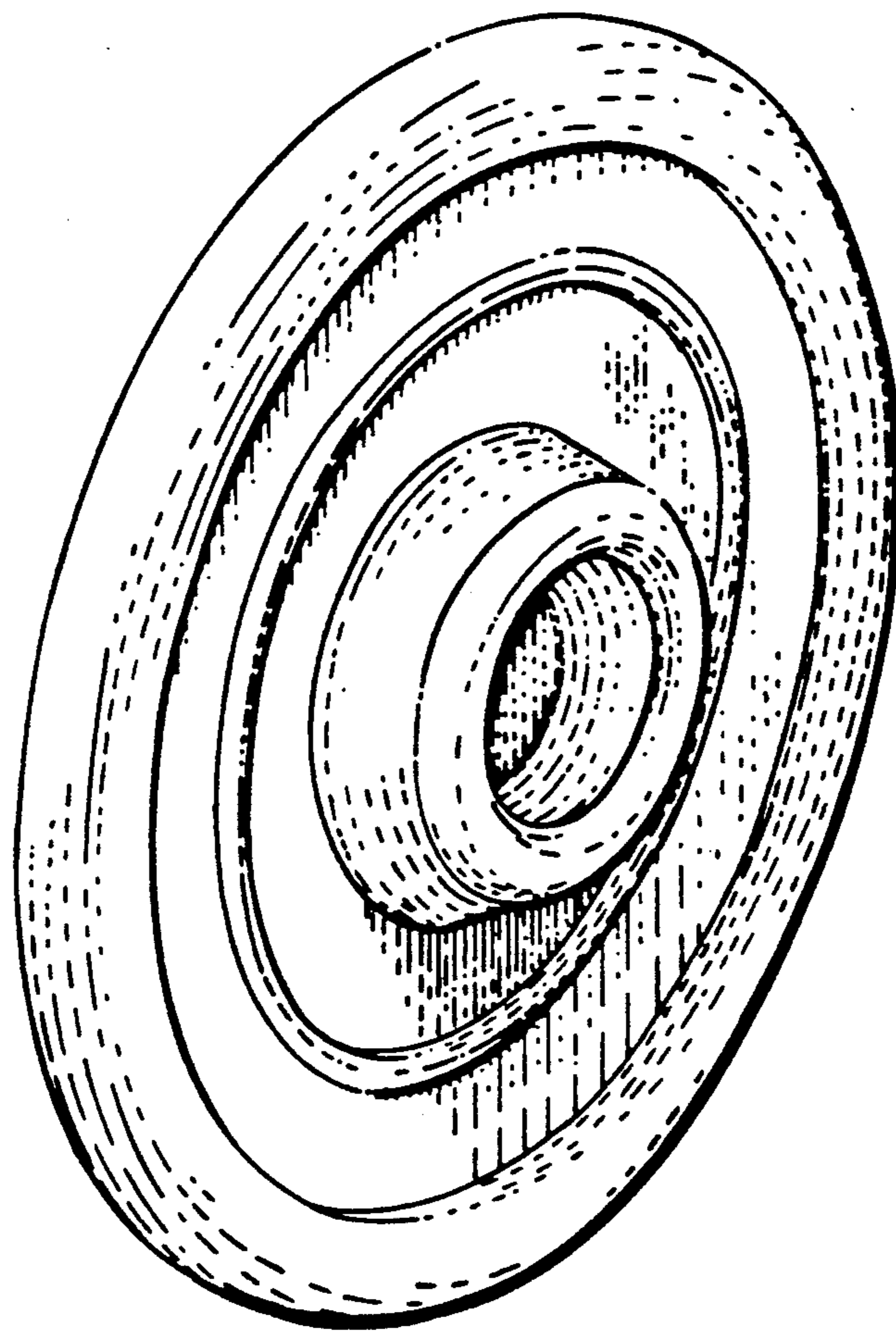
### [56] References Cited

#### U.S. PATENT DOCUMENTS

D. 233,213	10/1974	Anderson	.....	D8/352
D. 288,291	2/1987	Angle	.....	D8/400
D. 288,525	3/1987	Angle	.....	D8/400
D. 305,863	2/1990	Gresens et al.	.....	D8/352
D. 310,324	9/1990	Bernacchi et al.	.....	D8/352

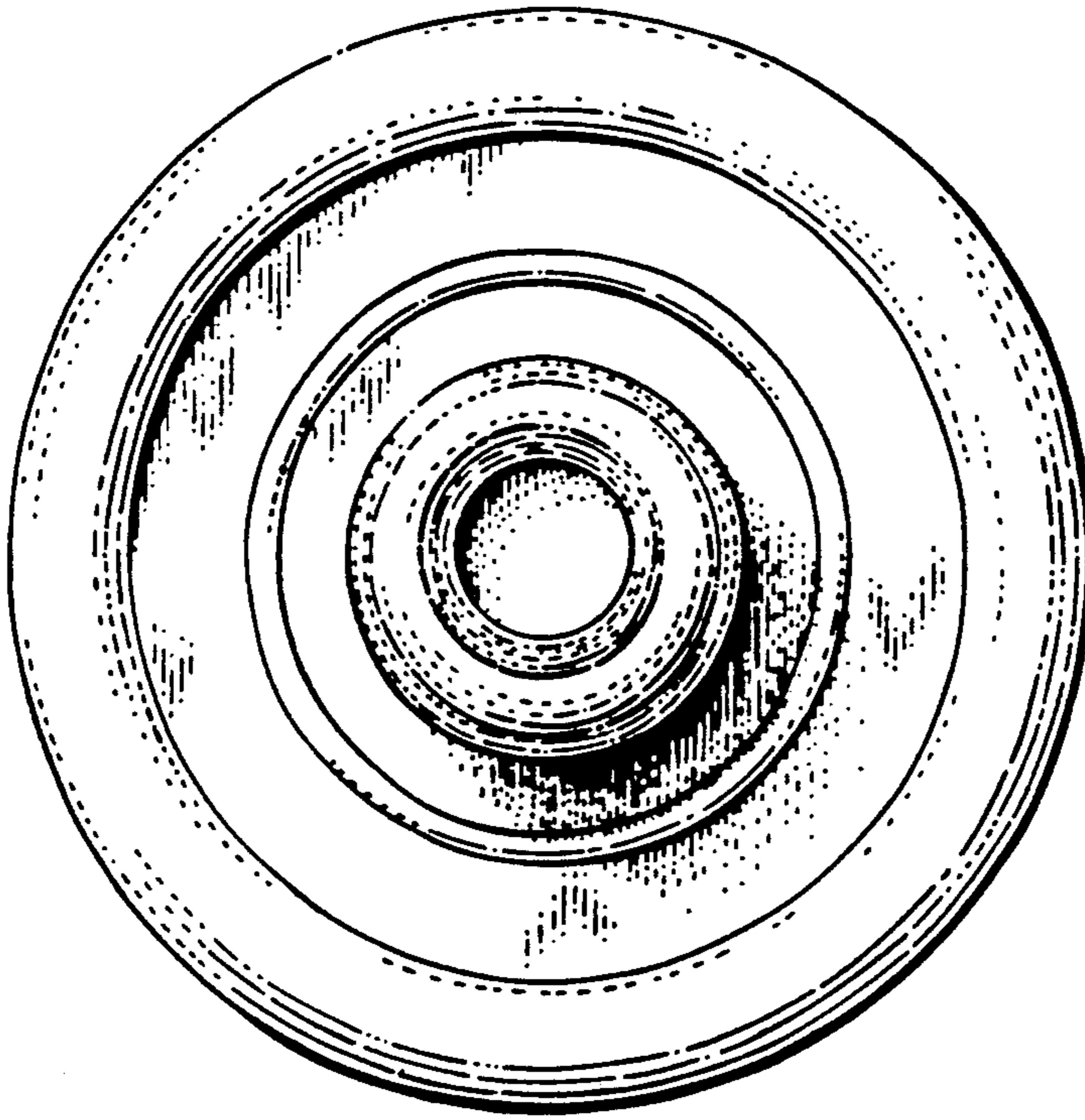
FIG. 1 is a perspective view of a combined door stop and wall patch, showing my new design; FIG. 2 is a front elevational view thereof; FIG. 3 is a rear elevational view thereof, a portion of the removable cover folded back for clarity of illustration; FIG. 4 is a side elevational view thereof; and FIG. 5 is a cross-sectional view thereof.





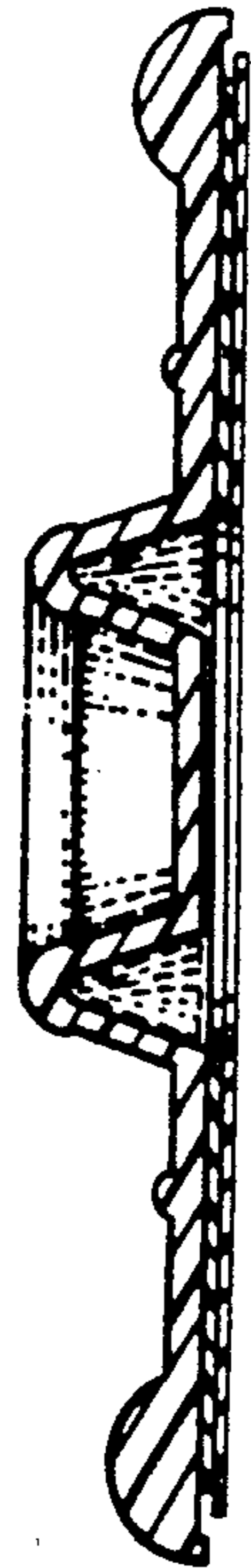
*Fig. 1.*

*Fig. 2.*



*Fig. 4.*

*Fig. 5.*



*Fig. 3.*

