



US00D324160S

United States Patent [19]

Anthon

[11] Patent Number: **Des. 324,160**

[45] Date of Patent: **** Feb. 25, 1992**

[54] **TOOL SHARPENING CLAMP**

[75] Inventor: **John R. Anthon, Getzville, N.Y.**

[73] Assignee: **Great America Tool Company, Buffalo, N.Y.**

[**] Term: **14 Years**

[21] Appl. No.: **404,446**

[22] Filed: **Sep. 8, 1989**

[52] U.S. Cl. **D8/71**

[58] Field of Search **D8/71, 93; 269/87.2, 269/123, 251, 254 R, 254, 237, 217 P, 41, 3; 51/217 R, 217 P**

[56] **References Cited**

U.S. PATENT DOCUMENTS

D. 278,237	4/1985	Le Vine	D8/93
2,003,942	6/1935	Karle	269/123
3,643,937	2/1972	Russ	269/251
3,940,899	4/1976	Gilbert	D8/71 X

4,286,414	9/1981	Ziegel	269/254 R
4,375,284	3/1983	Doiron	269/237
4,660,330	4/1987	Fuchs	51/217 P
4,685,369	8/1987	Beamer	269/41
5,033,723	7/1991	Katona	269/87.2


Primary Examiner—Nelson C. Holtje
Assistant Examiner—J. H. Musgrove
Attorney, Agent, or Firm—Darby & Darby

[57] **CLAIM**

The ornamental design for a tool sharpening clamp, as shown and described.

DESCRIPTION

FIG. 1 is a top and front left-side perspective view of a tool sharpening clamp showing my new design; FIG. 2 is a front elevational view; FIG. 3 is a rear elevational view; FIG. 4 is a left side elevational view, the right side being a mirror image; FIG. 5 is a top plan view; and FIG. 6 is a bottom plan view.





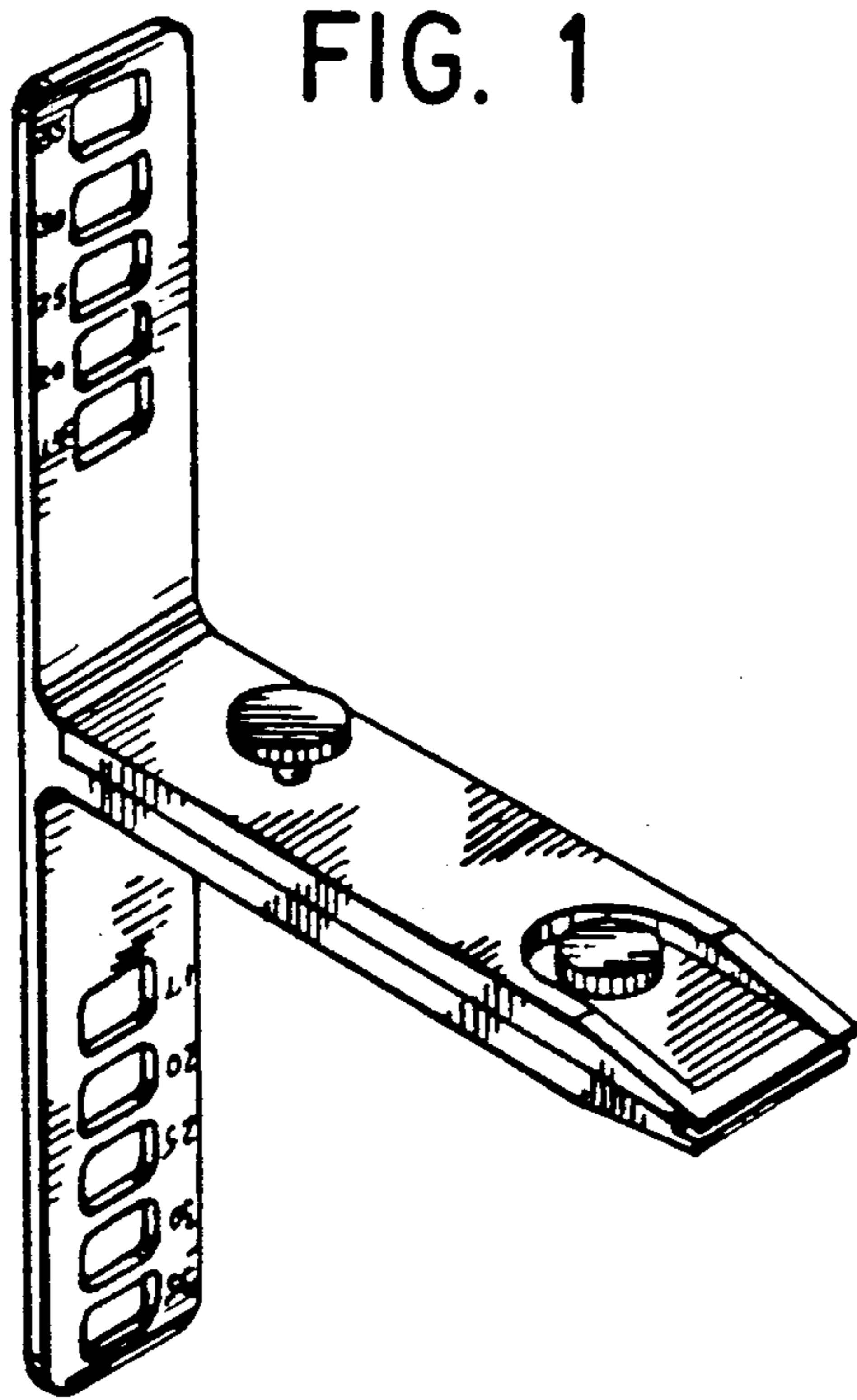


FIG. 4

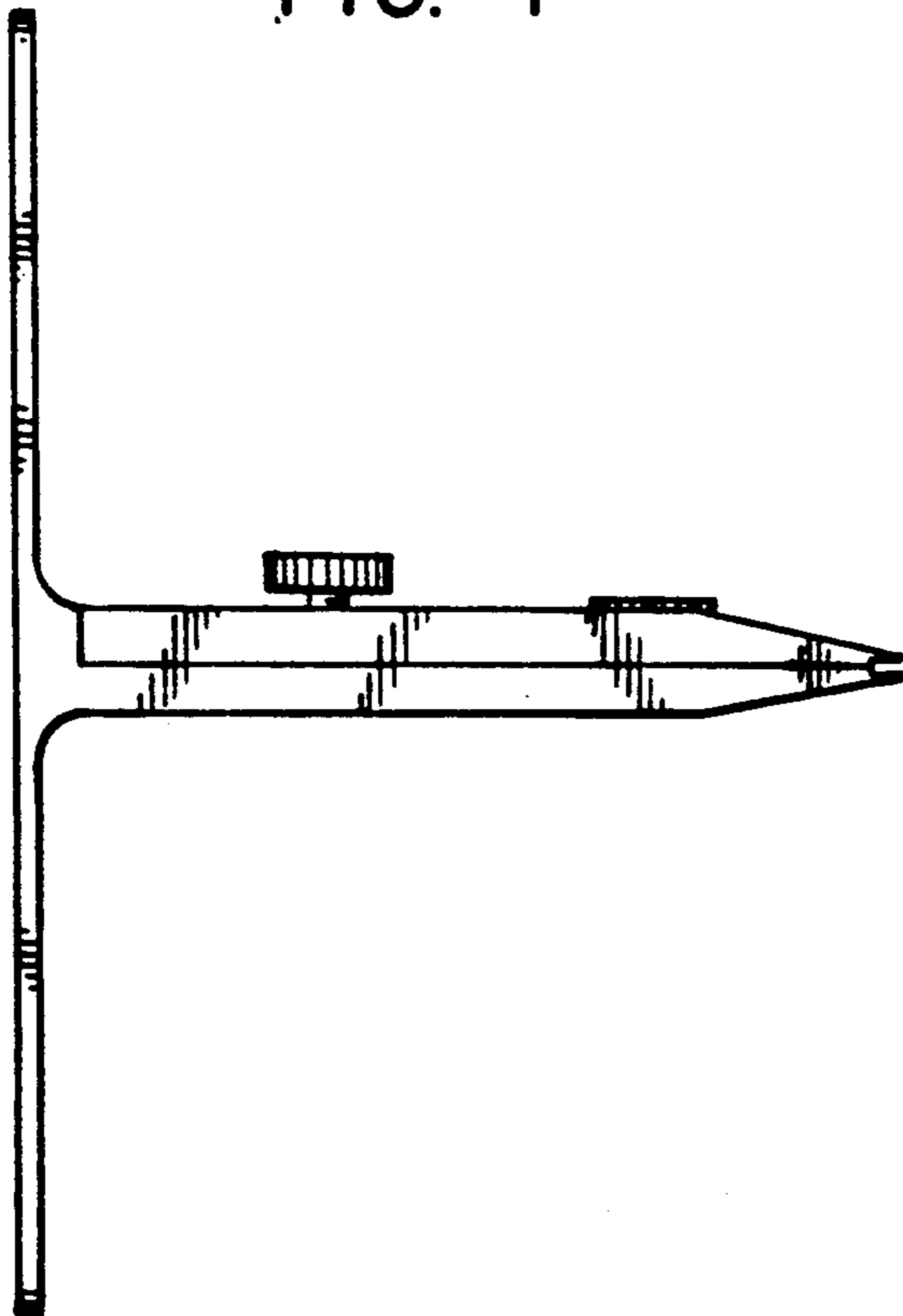


FIG. 5




FIG. 6

