



US00D324141S

United States Patent [19]

[11] Patent Number: **Des. 324,141**

Wu

[45] Date of Patent: **** Feb. 25, 1992**

[54] **KITCHENWARE ORGANIZER**

[76] Inventor: **Chin-Lung Wu**, 3th Fl., No. 10, Hoping E. Rd. Sec. 3, Taipei, Taiwan

[**] Term: **14 Years**

[21] Appl. No.: **337,444**

[22] Filed: **Apr. 13, 1989**

[52] U.S. Cl. **D6/457; D6/476; D7/641; D19/77**

[58] Field of Search **D6/449, 397, 429-431, D6/455, 457-461, 466-469, 476; D19/75, 77; D7/637, 640, 641, 70.7, 70, 71, 13, 163**

[56] **References Cited**

U.S. PATENT DOCUMENTS

- D. 178,072 6/1956 Klay D6/467 X
- D. 299,402 1/1989 Ancona et al. D7/641
- D. 302,908 8/1989 Hwang D6/476 X
- D. 303,552 9/1989 Ancona et al. D19/75 X

- D. 303,738 10/1989 Zlaycek, Jr. D6/457
- 435,023 8/1890 Robinson 211/71
- 696,790 4/1902 Atkinson 211/71 X


Primary Examiner—Bruce W. Dunkins
Assistant Examiner—Jeffrey Asch
Attorney, Agent, or Firm—Fleit, Jacobson, Cohn, Price, Holman & Stern

[57] **CLAIM**

The ornamental design for a kitchenware organizer, as shown and described.

DESCRIPTION

FIG. 1 is a perspective view of a kitchenware organizer showing my new design; FIG. 2 is a front elevational view, the rear being a mirror image thereof; FIG. 3 is a right side elevational view, the left side being a mirror image thereof; FIG. 4 is a top plan view; and FIG. 5 is a bottom plan view thereof.






FIG.1

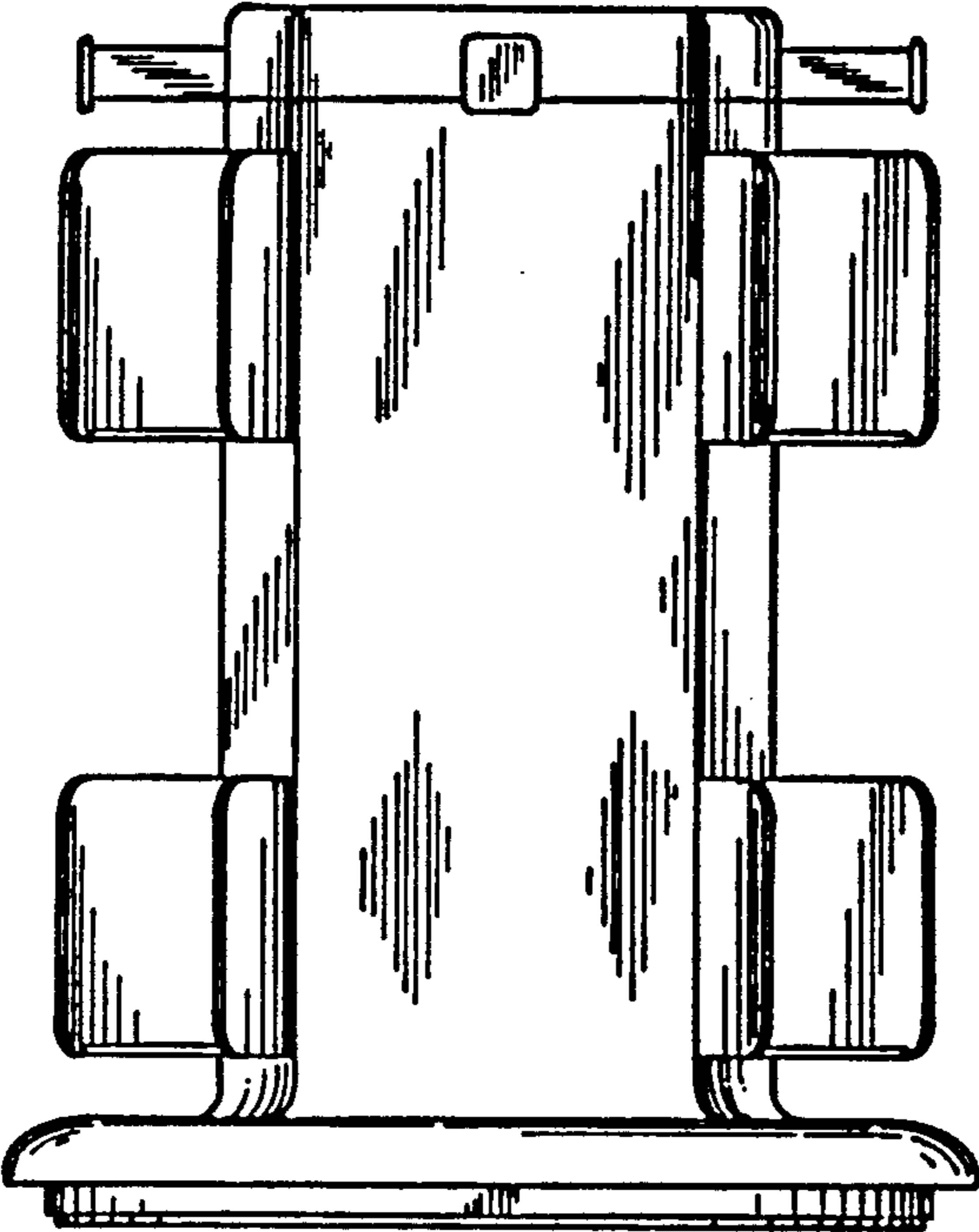


FIG. 2

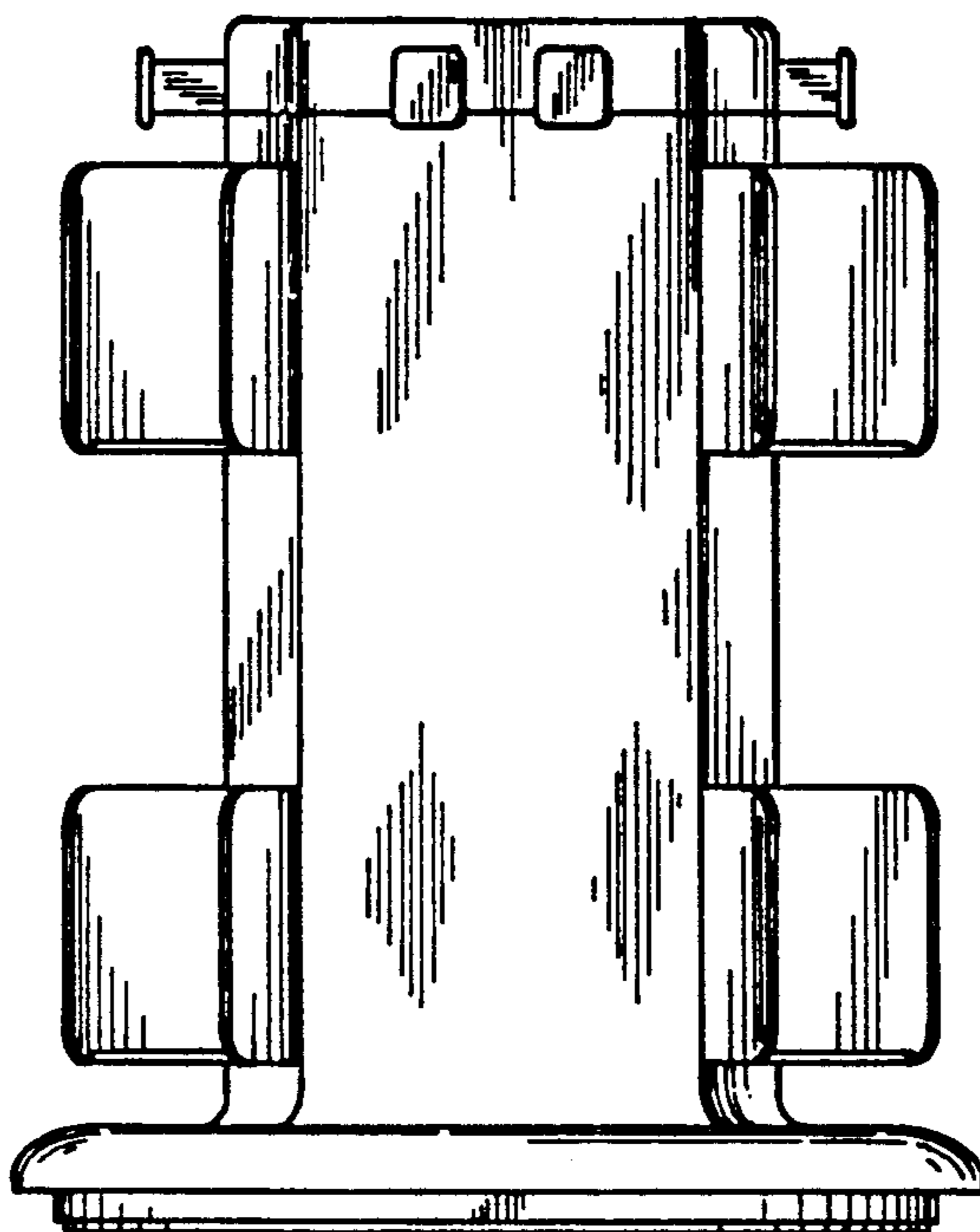


FIG.3

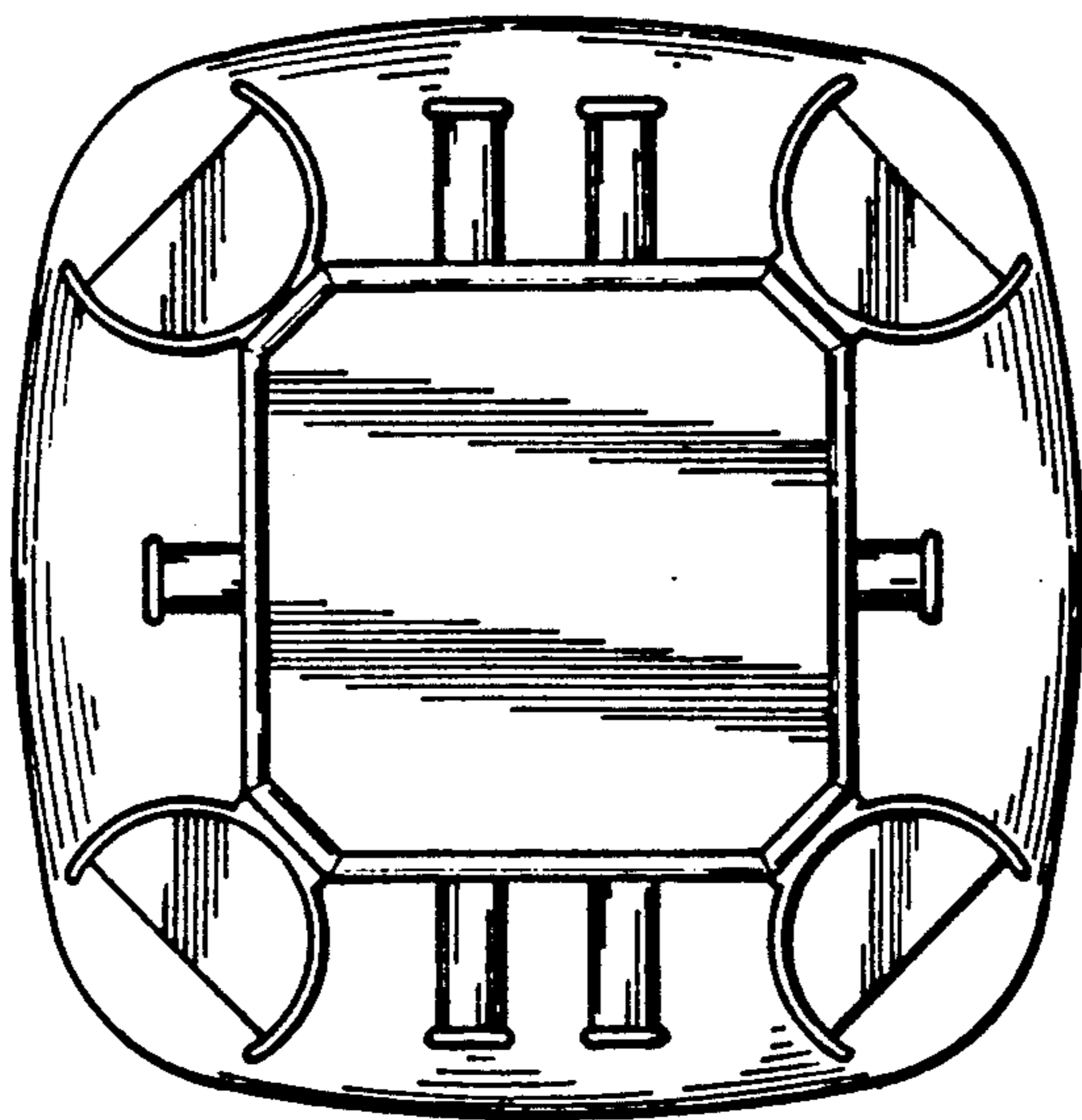


FIG. 4

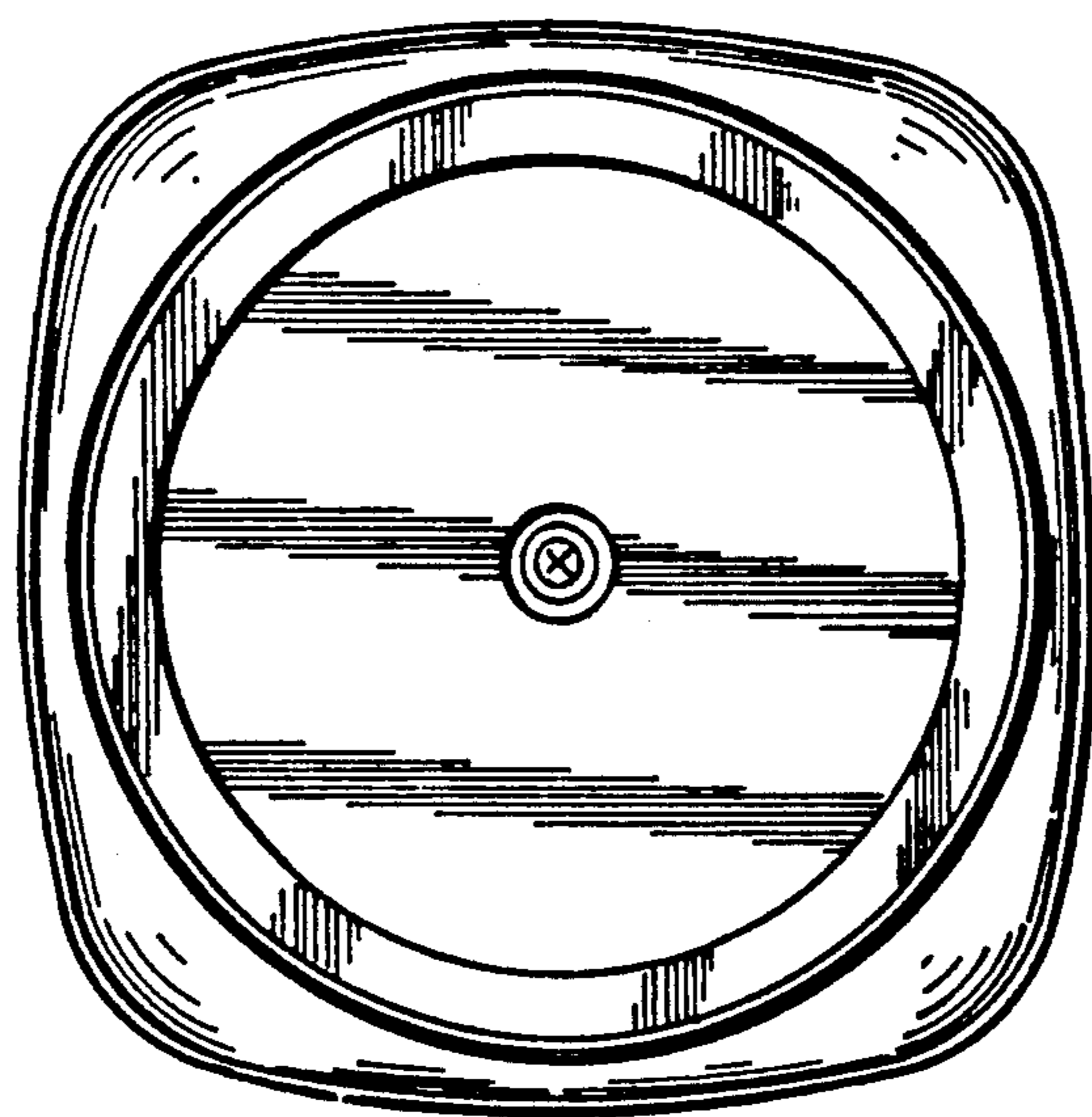


FIG. 5