



US00D324139S

United States Patent [19]

Frazier

[11] Patent Number: **Des. 324,139**

[45] Date of Patent: **** Feb. 25, 1992**

[54] **SHOE RACK**

[75] Inventor: **John W. Frazier**, Walnut Creek, Calif.

[73] Assignee: **IFM Industries, Inc.**, Dixon, Calif.

[**] Term: **14 Years**

[21] Appl. No.: **417,757**

[22] Filed: **Oct. 5, 1989**

[52] U.S. Cl. **D6/411**

[58] Field of Search **D6/411, 465, 408, 397, D6/415, 399, 422, 432, 436, 446, 448; 312/116; 211/13, 43, 57.1, 181, 34, 59.1, 126, 175**

[56] **References Cited**

U.S. PATENT DOCUMENTS

- D. 121,783 8/1940 Castelli et al. .
- D. 122,929 10/1940 Seltzer .
- D. 271,641 12/1983 Bowsheer .
- D. 283,472 4/1986 Wattles **D6/473 X**
- 1,749,576 3/1930 Evans **211/34 X**
- 1,995,383 3/1935 Fischer .

- 2,137,029 11/1938 Scholl .
- 2,276,141 3/1942 Atkinson .
- 2,431,423 11/1947 Robbins .
- 3,888,353 6/1975 Leifheit .

FOREIGN PATENT DOCUMENTS

2652668 5/1978 Fed. Rep. of Germany 211/175

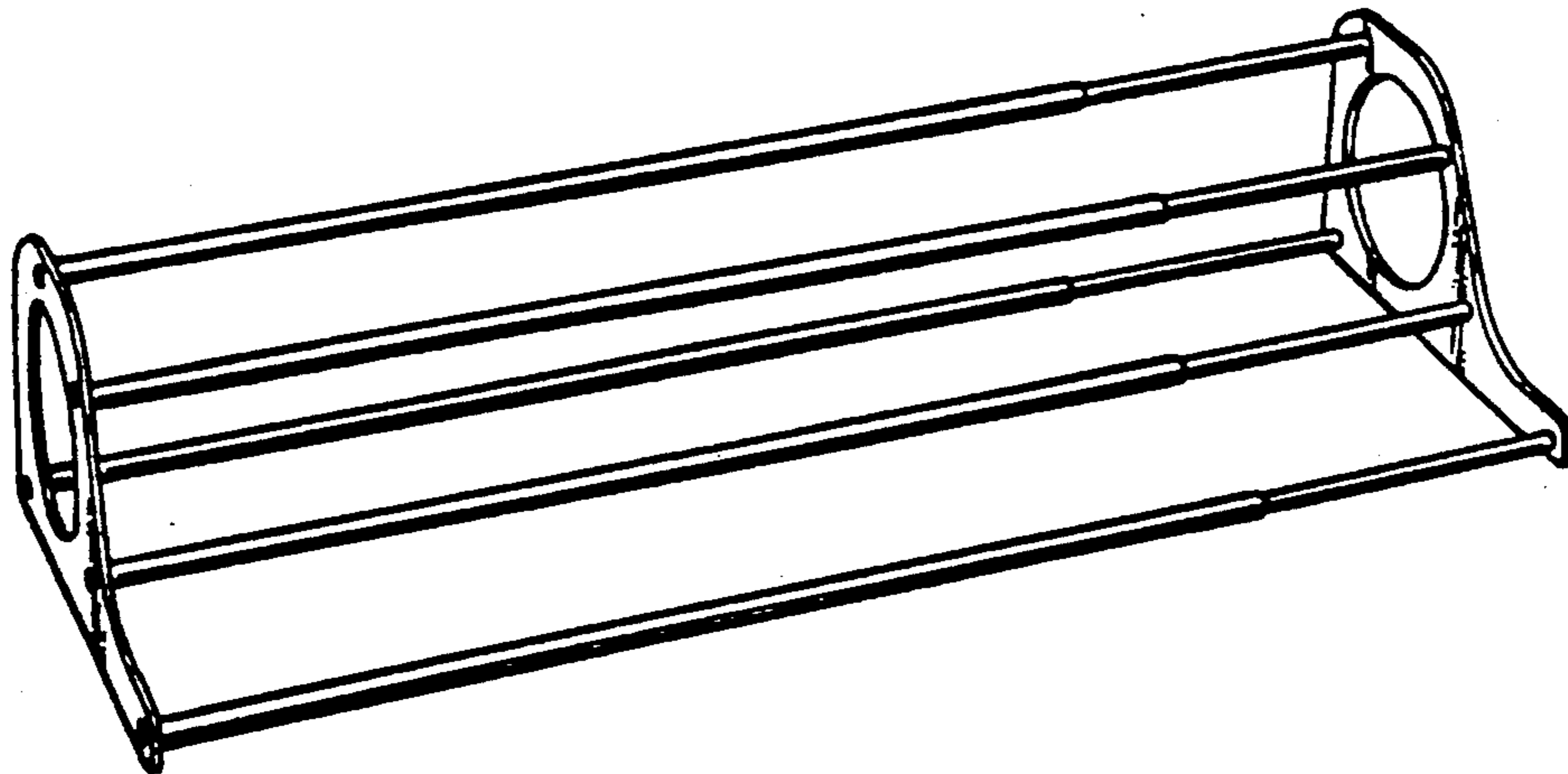
Primary Examiner—Bruce W. Dunkins
Assistant Examiner—Monica A. Hannon
Attorney, Agent, or Firm—Townsend and Townsend

[57] **CLAIM**

The ornamental design for a shoe rack, as shown and described.

DESCRIPTION

FIG. 1 is a perspective view of a shoe rack showing my new design;
FIG. 2 is a top plan view thereof;
FIG. 3 is a front elevational view thereof;
FIG. 4 is a right side elevational view, the left side being a mirror image thereof;
FIG. 5 is a rear elevational view thereof; and
FIG. 6 is a bottom plan view thereof.



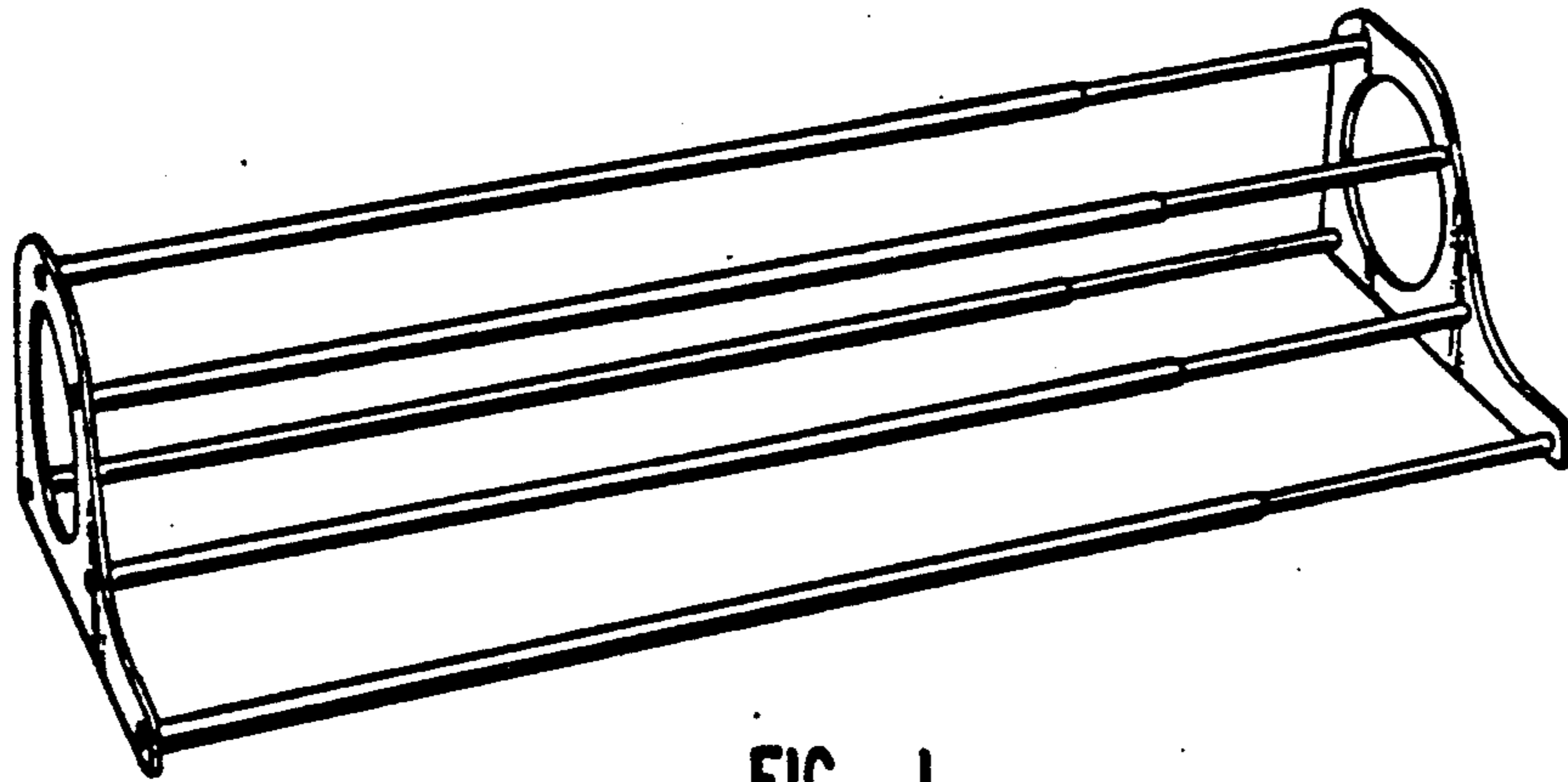


FIG._1.




FIG._2.




FIG._3.




FIG._5.




FIG._6.

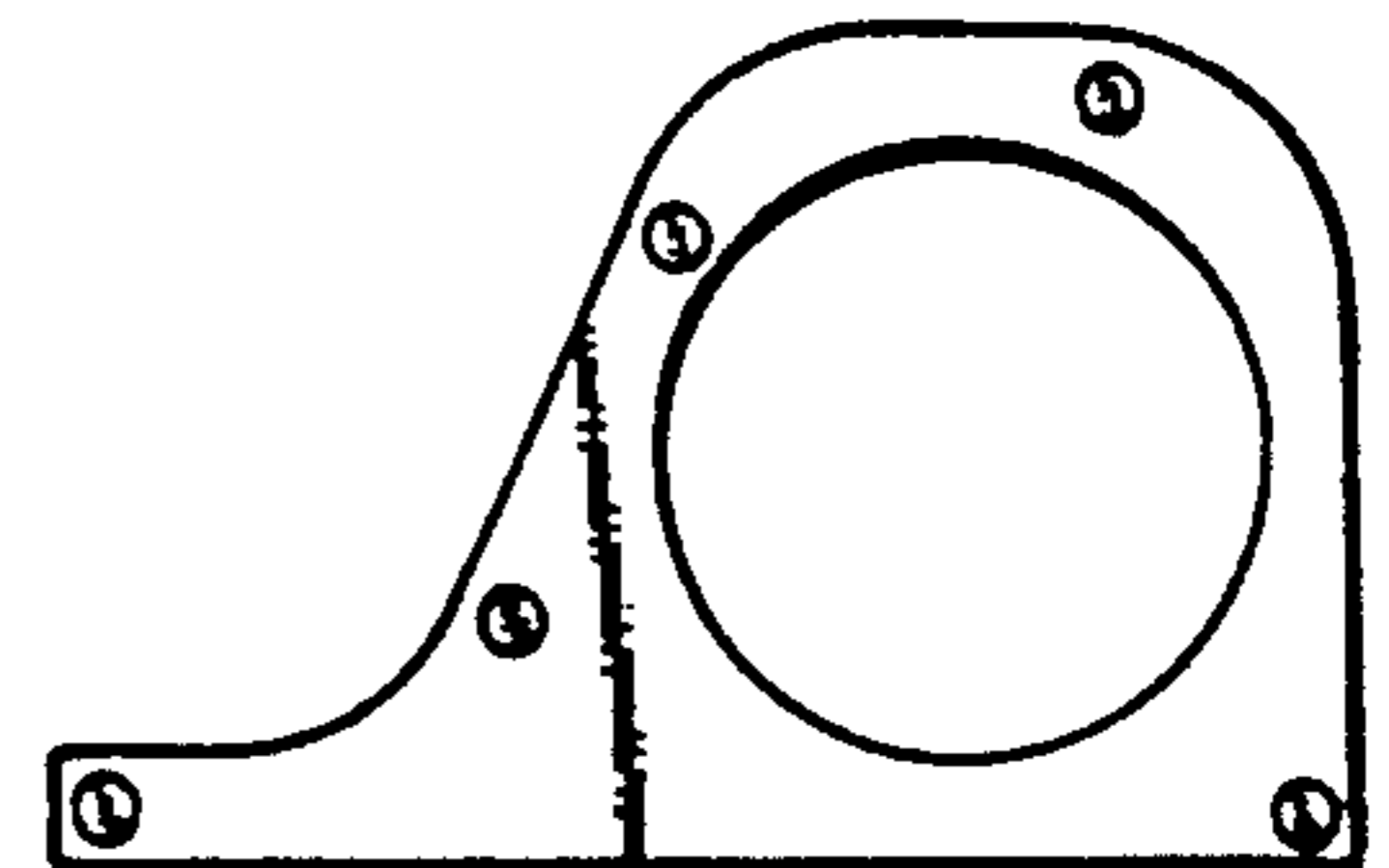


FIG._4.