



US00D324131S

United States Patent [19]

[11] Patent Number: **Des. 324,131**

Lucas

[45] Date of Patent: **** Feb. 25, 1992**

[54] **PERIPHERY OF A SHOE MIDSOLE**

[75] Inventor: **Robert Lucas, Lake Oswego, Oreg.**

[73] Assignees: **Nike, Inc.; Nike International Ltd., both of Beaverton, Oreg.**

[**] Term: **14 Years**

[21] Appl. No.: **538,497**

[22] Filed: **Jun. 15, 1990**

[52] U.S. Cl. **D2/314**

[58] Field of Search **D2/264, 265, 308-314, D2/317-322; 36/25 R, 28, 30 R, 32 R, 43, 45, 102-106, 112-116, 132, 136**

[56] **References Cited**

U.S. PATENT DOCUMENTS

D. 261,446	10/1981	Schmohl	D2/309
D. 264,394	5/1982	Hlustik	D2/312
D. 281,286	11/1985	Mangini et al.	D2/320
D. 285,985	10/1986	Tong	D2/320
D. 290,660	7/1987	Selbiger	D2/320
D. 291,147	8/1987	Kelley et al.	36/32 R
D. 295,691	5/1988	Zuidema et al.	D2/320
D. 295,692	5/1988	Zuidema et al.	D2/320
D. 303,451	9/1989	Weiner	D2/312
4,026,044	5/1977	Senter	36/14
4,241,524	12/1980	Sink	36/102
4,785,557	11/1988	Kelley et al.	36/320

OTHER PUBLICATIONS

Fall 1989 Nike Catalog, p. 72 (Published 1/89).
Fall 1988 Nike Catalog, pp. 4, 8, 52 and 68 (Published 1/88).
Fall 1987 Nike Catalog, p. 42 (Published 1/87).
Spring 1989 Nike Catalog, p. 134 (Published 6/88).
Spring 1988 Nike Catalog, p. 34 (Published 6/87).
Fall 1986 Nike Catalog, p. 10 (Published 1/86).

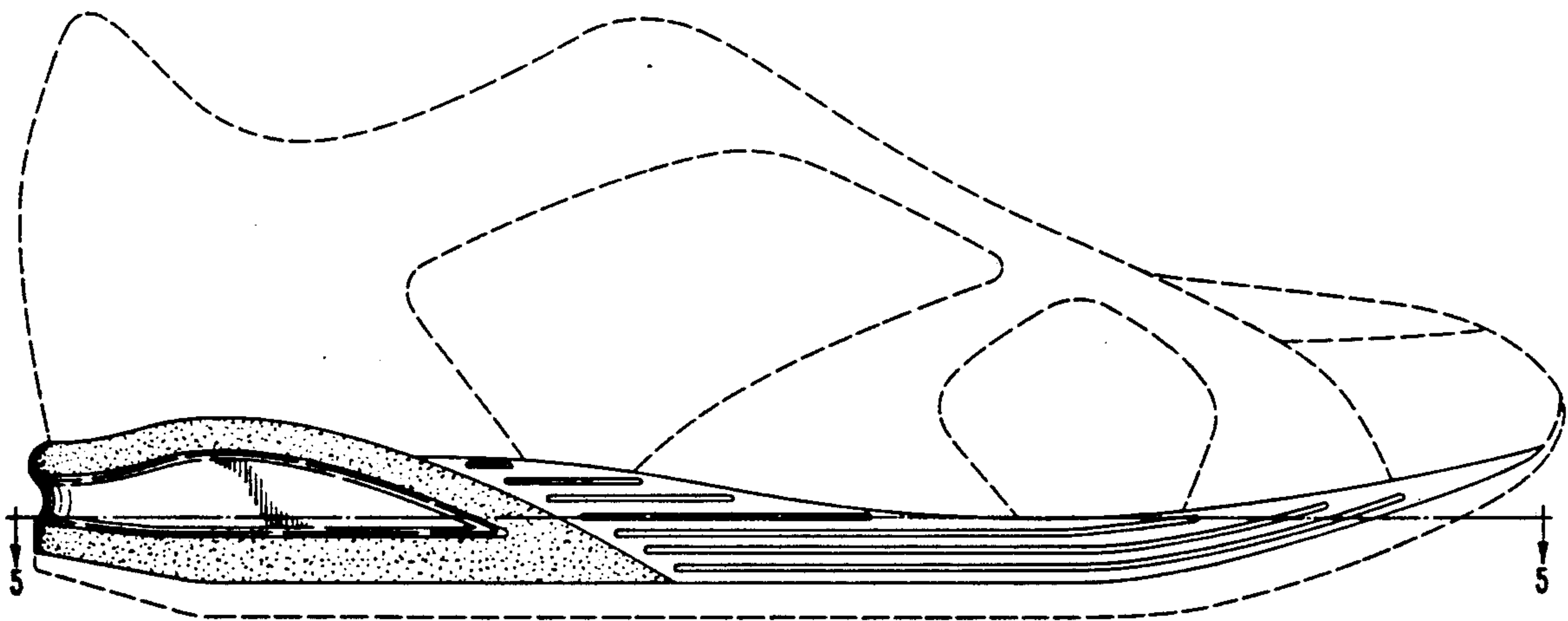
Primary Examiner—Louis S. Zarfaz
Attorney, Agent, or Firm—Banner, Birch, McKie & Beckett

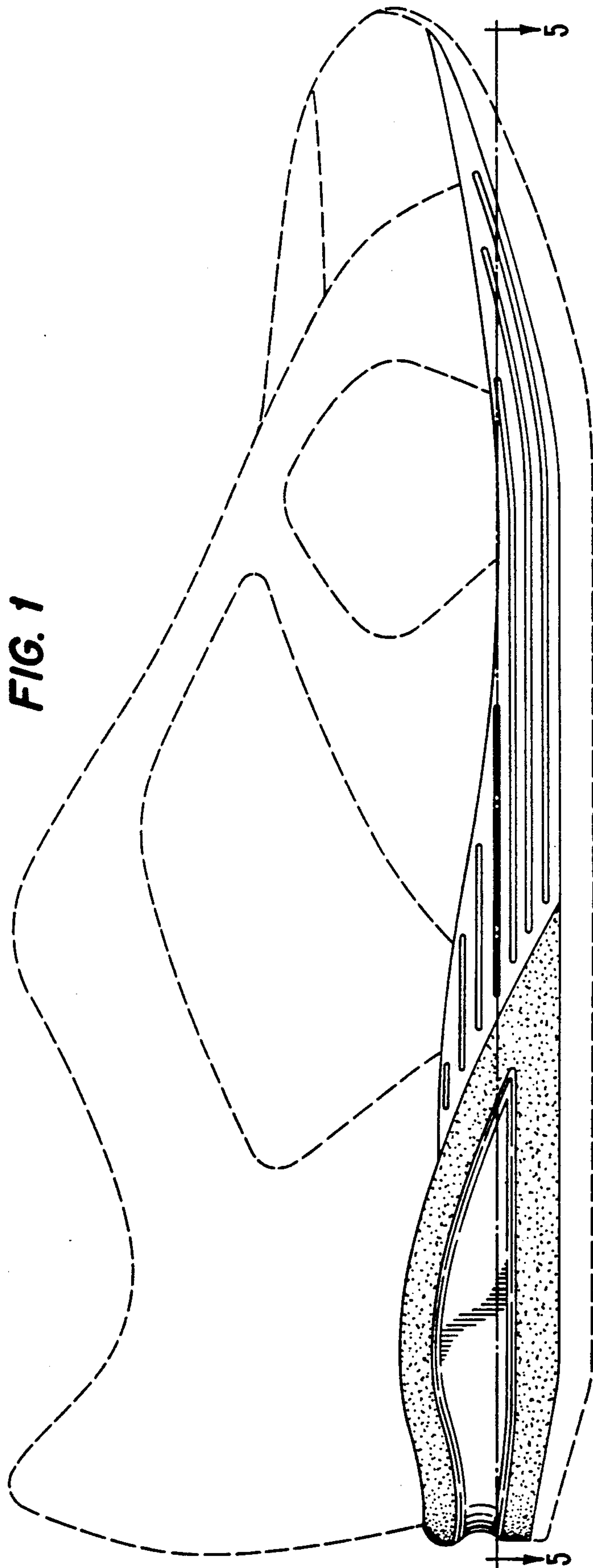
[57] **CLAIM**

The ornamental design for a periphery of a shoe midsole, as shown and described.

DESCRIPTION

FIG. 1 is a left side elevational view of a periphery of a shoe midsole showing my new design;
FIG. 2 is a right side elevational view thereof;
FIG. 3 is a rear elevational view thereof;
FIG. 4 is a partial cross-sectional view taken along line 4—4 in FIG. 2;
FIG. 5 is a cross-sectional view taken on line 5—5 in FIG. 1; and
FIG. 6 is a front elevational view of the periphery of a shoe midsole shown in FIG. 1.
The broken line showing of a shoe upper and outsole in FIGS. 1-6 is for illustrative purposes only and forms no part of the claimed design.





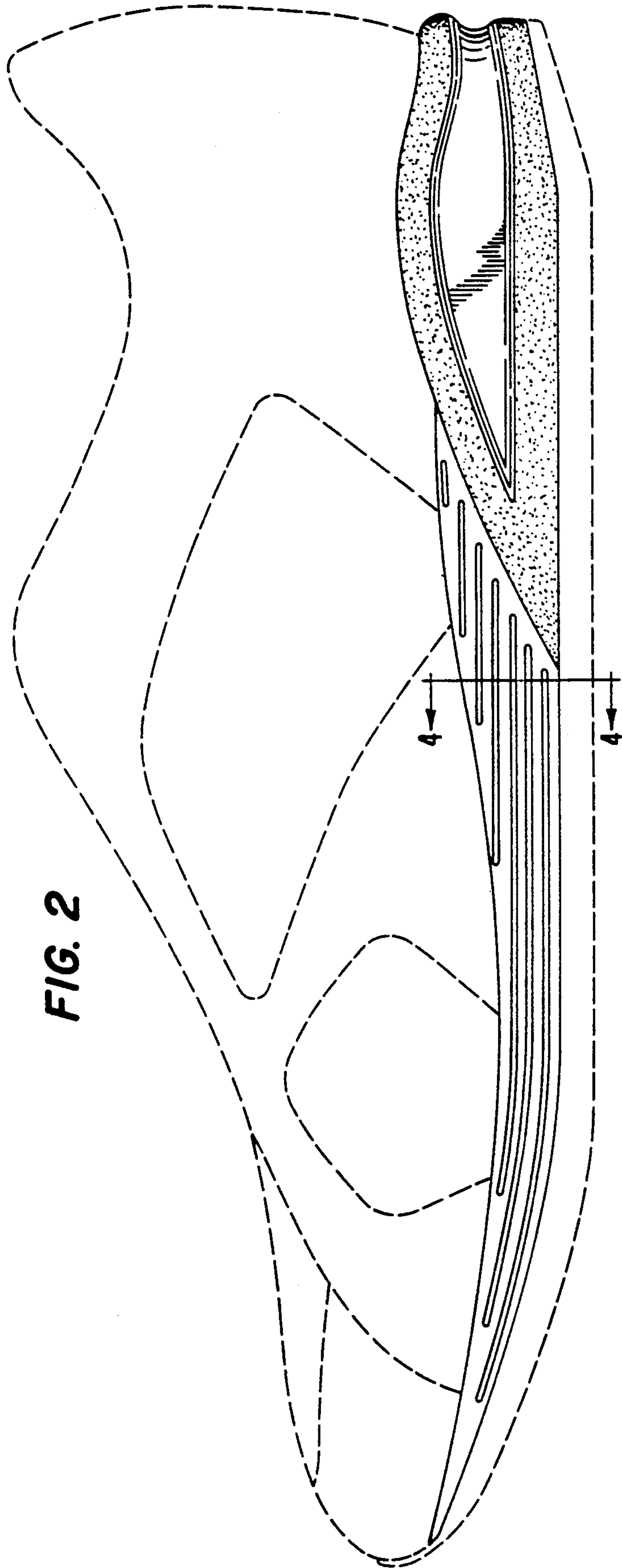


FIG. 2

FIG. 3

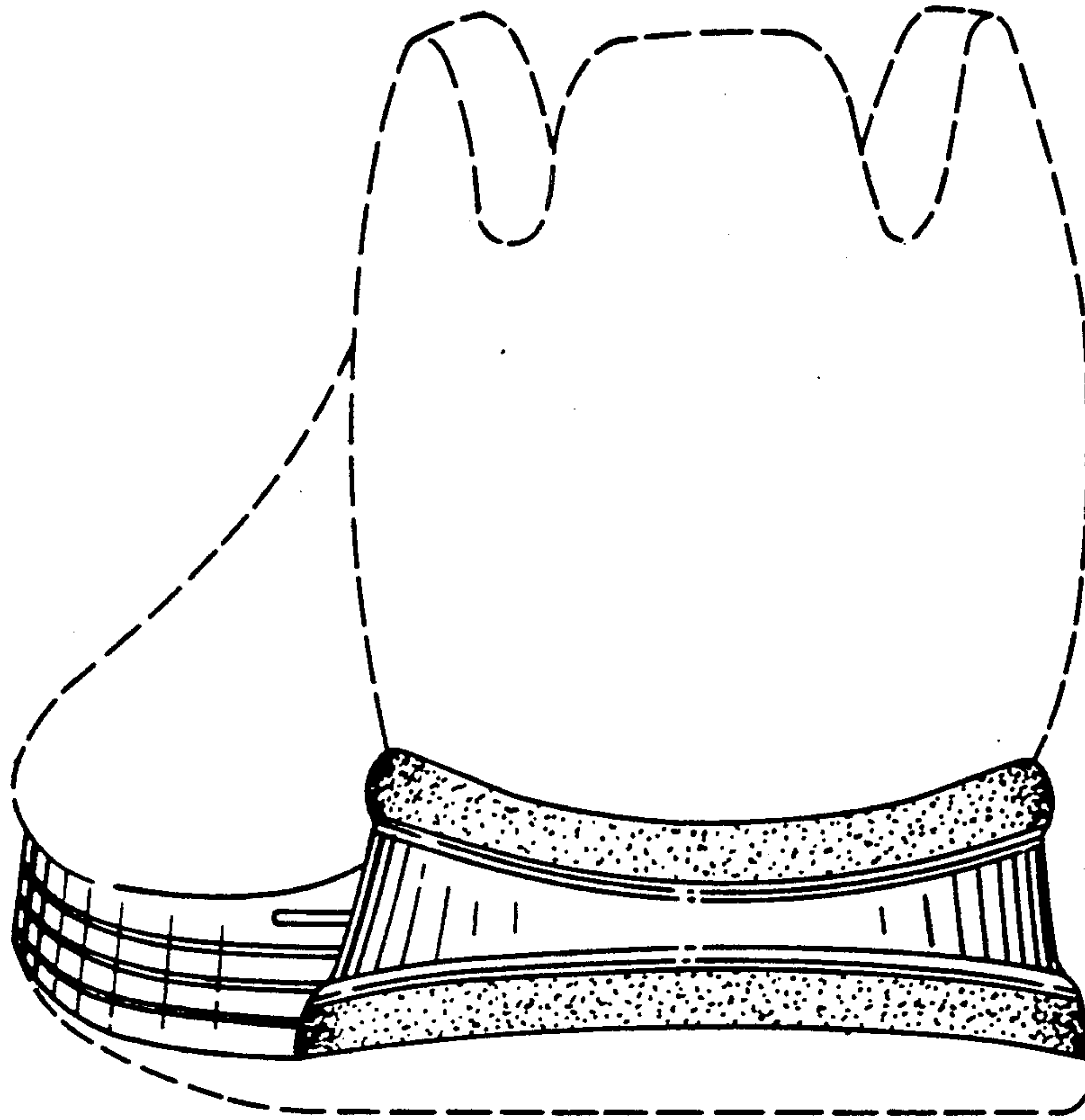


FIG. 4



FIG. 5

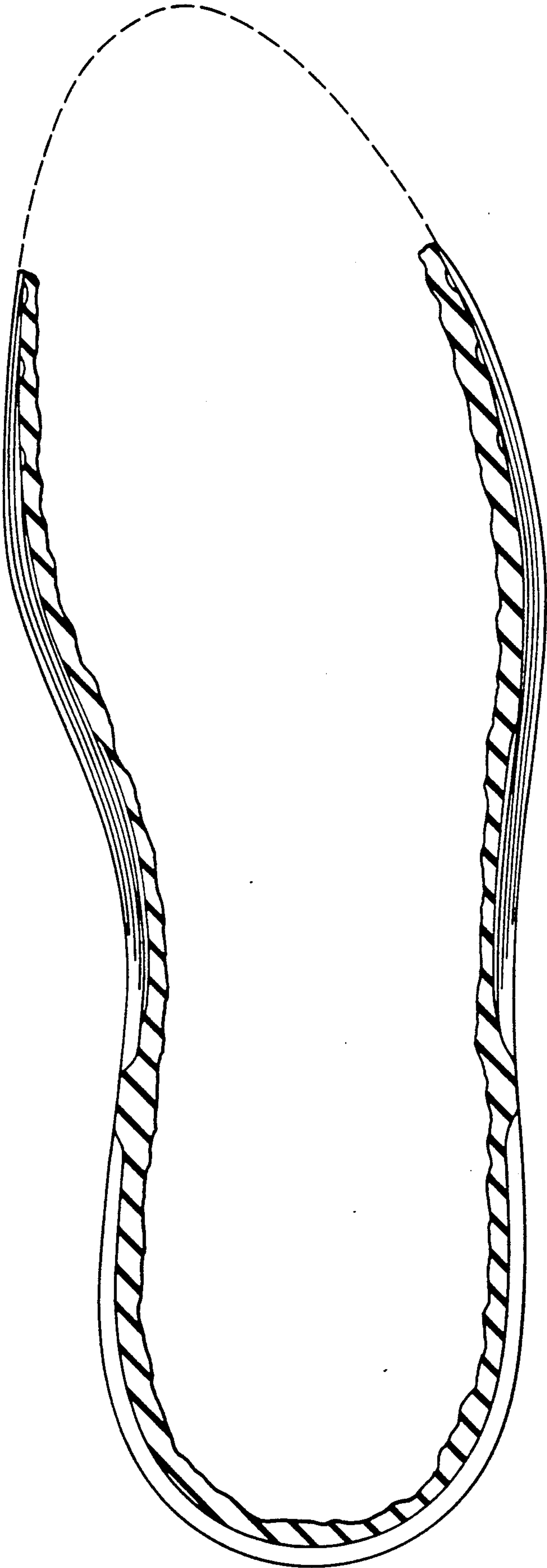


FIG. 6

