



US00D324125S

United States Patent [19]

[11] Patent Number: **Des. 324,125**

Gambier

[45] Date of Patent: **** Feb. 25, 1992**

[54] **ABDOMEN SUPPORTING BODYSUIT FOR AN EXPECTANT MOTHER**

1,785,162 12/1930 White D2/4
4,494,546 1/1985 Steiman 2/67
4,952,192 8/1990 Burke 450/15

[76] Inventor: **Roselyne Gambier, 15 rue du Hamel, Beauchamps 80770, France**

FOREIGN PATENT DOCUMENTS

[**] Term: **14 Years**

041062 11/1907 Switzerland 450/15

[21] Appl. No.: **468,976**

Primary Examiner—A. Hugo Word
Assistant Examiner—Celia A. Murphy
Attorney, Agent, or Firm—Kerkam, Stowell, Kondracki & Clarke

[22] Filed: **Jan. 23, 1990**

[30] Foreign Application Priority Data

Jul. 24, 1989 [FR] France 89 4736

[52] U.S. Cl. **D2/4; D2/2; D2/6; D2/10**

[58] Field of Search **D2/1, 2, 4, 5, 6, 7, D2/10, 11, 13, 28, 40, 42, 80, 400, 401, 402, 403, 406; 450/15, 16, 22, 23, 25, 155**

[57] CLAIM

The ornamental design for an abdomen supporting bodysuit for an expectant mother, as shown and described.

[56] References Cited

U.S. PATENT DOCUMENTS

D. 117,321 10/1939 Rothstien D2/81
D. 209,732 1/1968 Brown D2/4
D. 218,926 10/1970 Williams D2/4
171,748 1/1876 Turner 450/25

DESCRIPTION


FIG. 1 is a front elevational view of an abdomen supporting bodysuit for an expectant mother showing my new design;

FIG. 2 is a reduced rear elevational view thereof;

FIG. 3 is a left perspective view of FIG. 2, the right side being a mirror image;

FIG. 4 is a top plan view of FIG. 2; and

FIG. 5 is a bottom plan view of FIG. 2.






FIG. 1

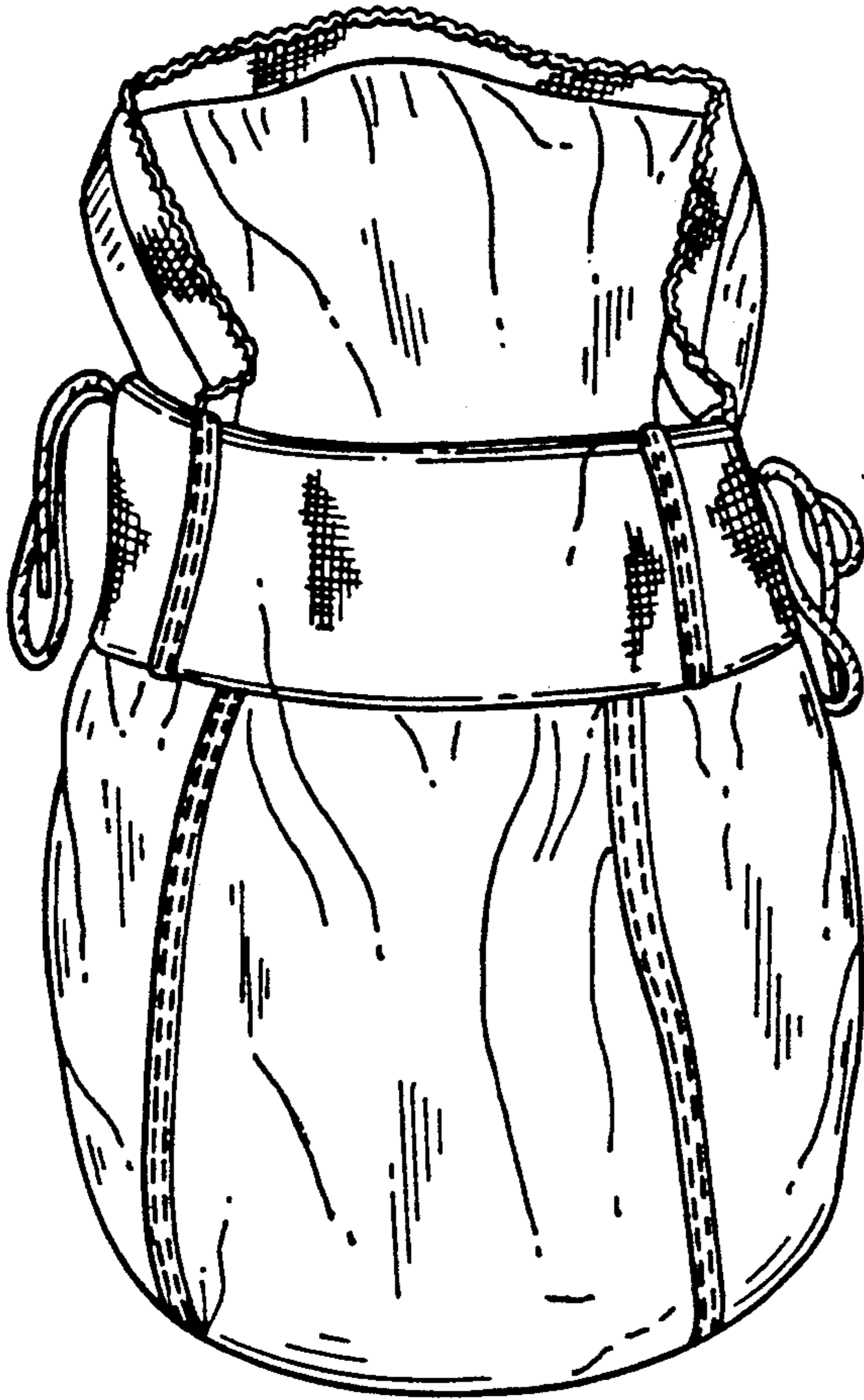


FIG. 2

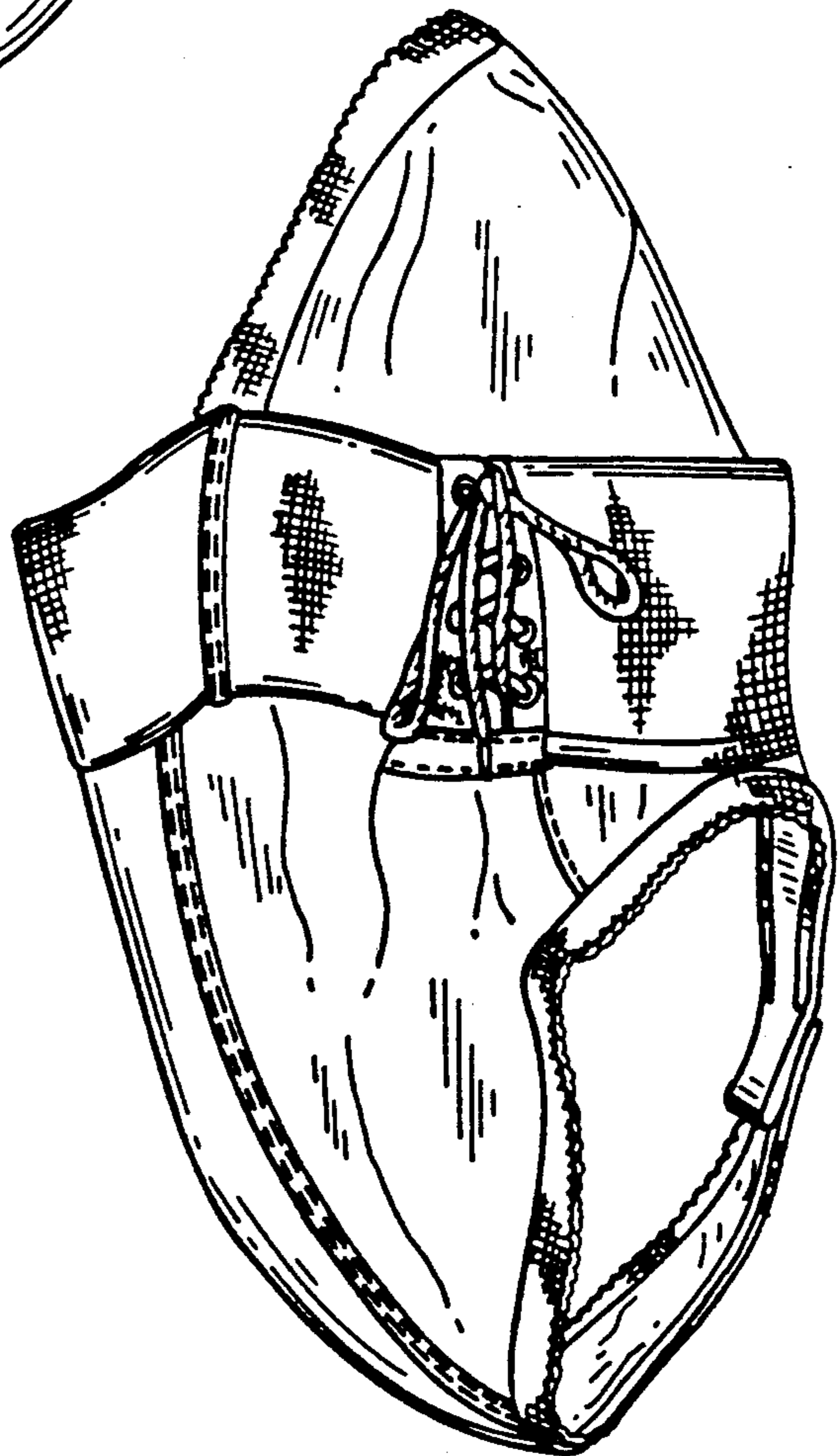


FIG. 3

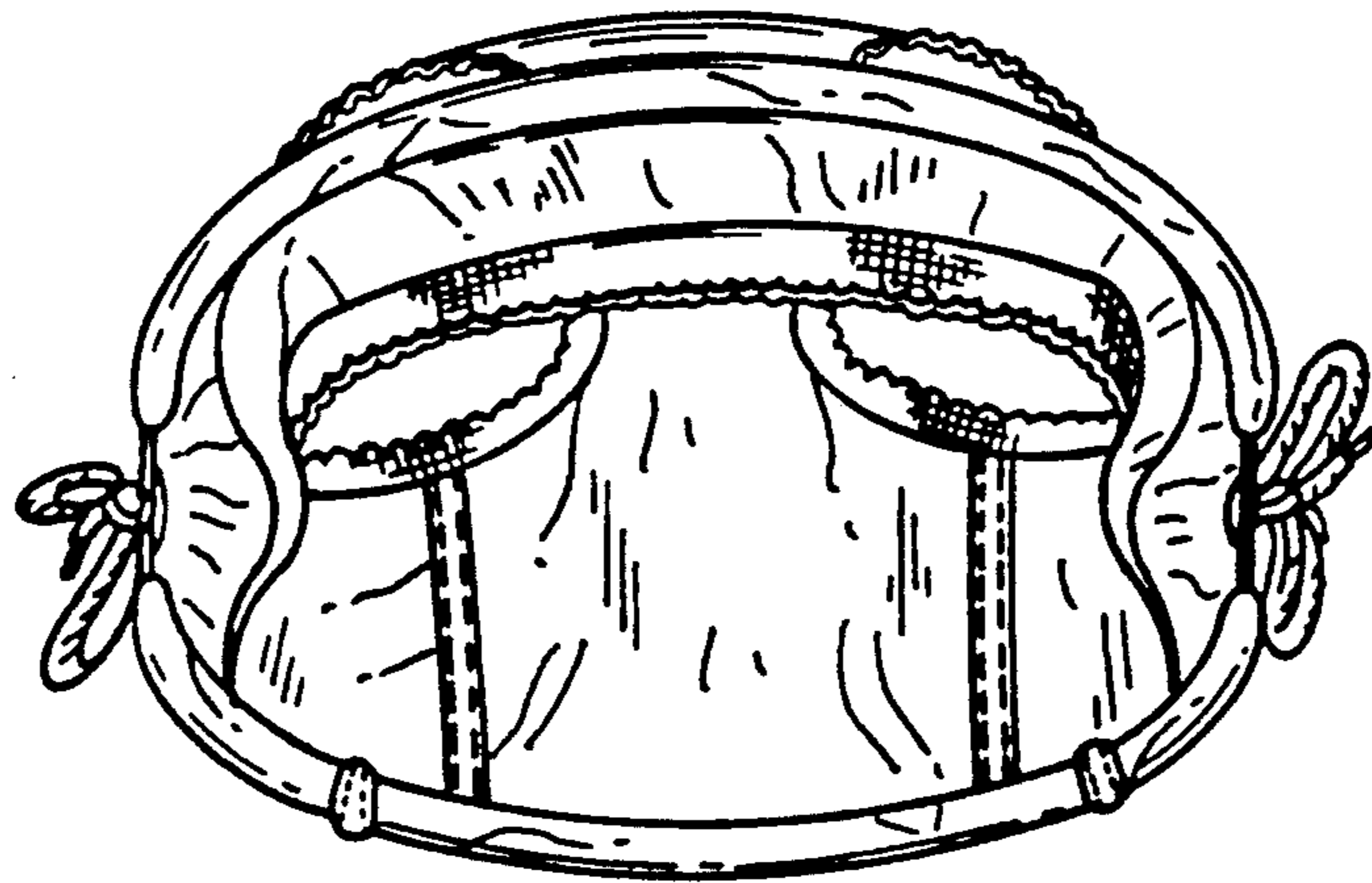


FIG. 4

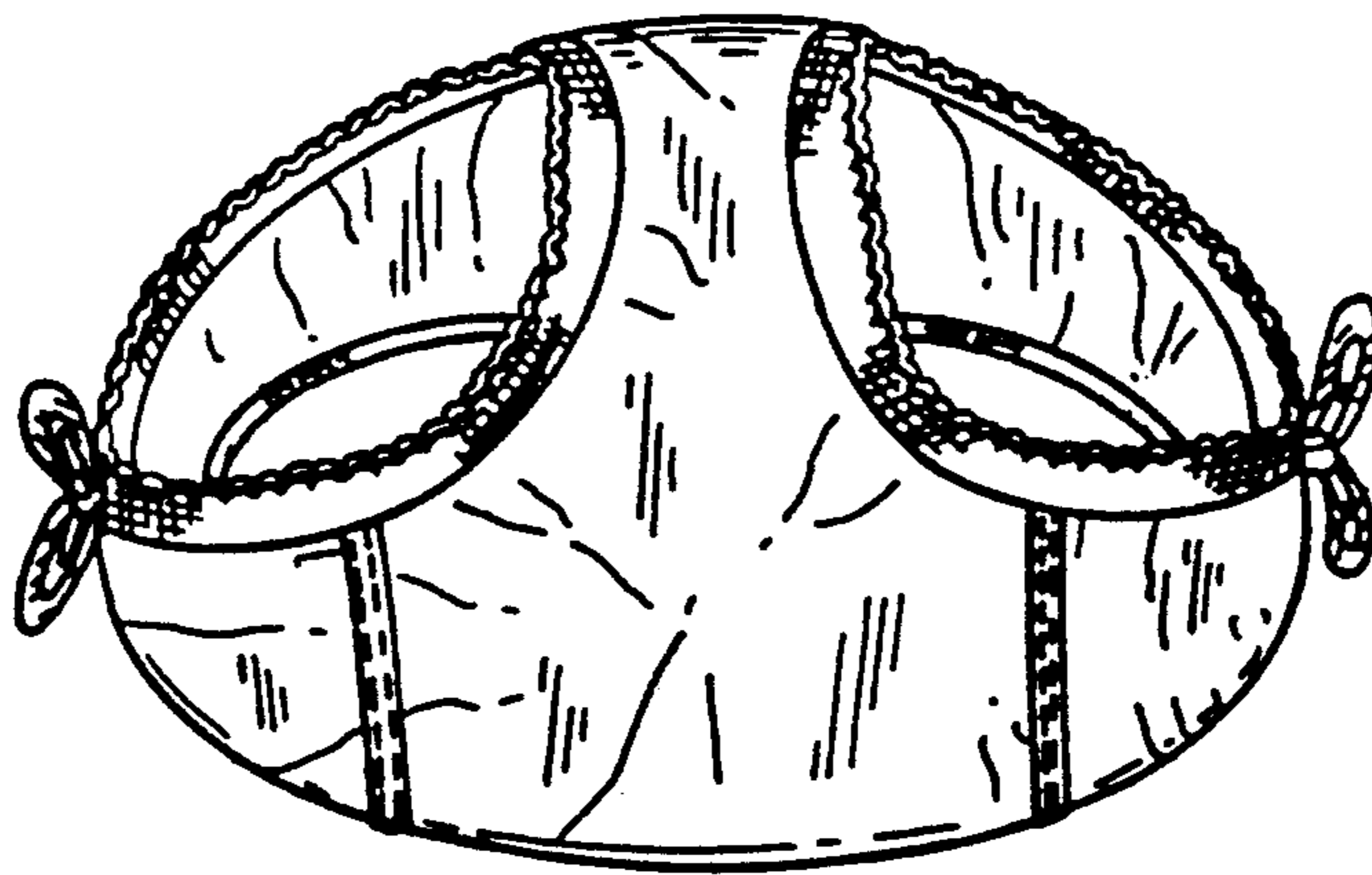


FIG. 5