



US00D324123S

# United States Patent [19]

[11] Patent Number: **Des. 324,123**

Schuppan et al.

[45] Date of Patent: **\*\* Feb. 25, 1992**

[54] **FOOD PRODUCT**

[75] Inventors: **Robert L. Schuppan, Palatine, Ill.; Maeve C. Murphy, St. Paul; Stephen J. Fox, Minneapolis, both of Minn.**

[73] Assignee: **General Mills, Inc., Minneapolis, Minn.**

[\*\*] Term: **14 Years**

[21] Appl. No.: **526,809**

[22] Filed: **May 22, 1990**

[52] U.S. Cl. .... **D1/110; D21/148; D24/102**

[58] Field of Search ..... **D1/126, 127, 128, 199, D1/106, 129, 107, 110; D11/49; D24/101-104; D21/148; 426/104, 143, 451, 557**

[56] **References Cited**

**U.S. PATENT DOCUMENTS**

D. 211,926 8/1968 Kelly ..... D21/148 X

D. 220,328 3/1971 Tripp ..... D24/102  
D. 306,949 4/1990 Gebhardt ..... D21/148 X


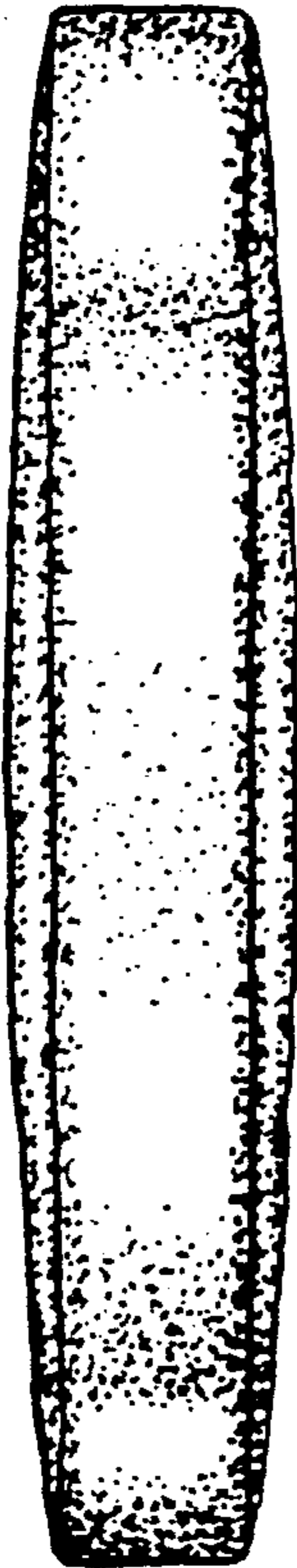
*Primary Examiner*—Wallace R. Burke  
*Assistant Examiner*—Pam Schmidt  
*Attorney, Agent, or Firm*—L. McRoy Lillehaugen; John A. O'Toole


[57] **CLAIM**

The ornamental design for a food product, as shown and described.

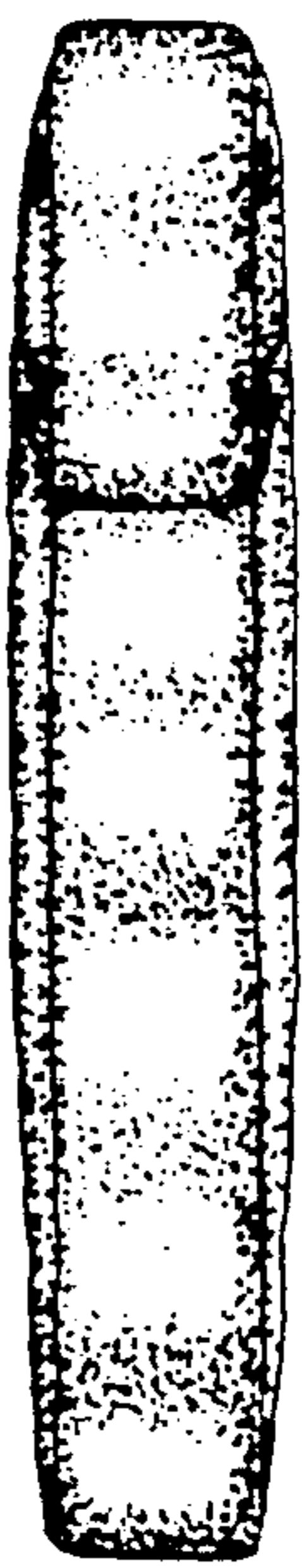

**DESCRIPTION**

FIG. 1 is a front elevational view of a food product illustrating our new design, the opposite side being substantially a mirror image thereof;  
FIG. 2 is a side elevational view thereof, as viewed from the left of FIG. 1;  
FIG. 3 is a side elevational view thereof, as viewed from the right of FIG. 1;  
FIG. 4 is a top plan view thereof; and  
FIG. 5 is a bottom plan view thereof.






*FIG. 4*



*FIG. 2*

*FIG. 1*

*FIG. 3*



*FIG. 5*