



US00D324097S

# United States Patent [19]

[11] Patent Number: **Des. 324,097**

Evatt et al.

[45] Date of Patent: **\*\* Feb. 18, 1992**

[54] **DOUBLE BOWL SINK**

[75] Inventors: **Michaela Evatt, Annandale;**  
**Reynolds P. Monaghan, Castle Hill;**  
**Alan E. Kay, Moorebank, all of**  
**Australia**

[73] Assignee: **McIlwraith-Davey Pty Ltd., New**  
**South Wales, Australia**

[\*\*] Term: **14 Years**

[21] Appl. No.: **344,815**

[22] Filed: **Apr. 27, 1989**

[52] U.S. Cl. .... **D23/290**

[58] Field of Search ..... **D23/284-294,**  
**D23/308; 4/619, 629, 631, 638-642, 646, 656**

[56] **References Cited**

**U.S. PATENT DOCUMENTS**

- D. 198,305 6/1964 Graning, Jr. .... D23/290
- D. 200,089 1/1965 Armstrong ..... D23/290
- D. 206,048 10/1966 Armstrong ..... D23/290

- D. 231,987 7/1974 Bonsack ..... D23/290 X
- D. 234,201 1/1975 Stairs, Jr. .... D23/290
- D. 259,439 6/1981 Doman ..... D23/287
- D. 293,814 1/1988 Muck et al. .... D23/287
- D. 297,162 8/1988 Muck et al. .... D23/290
- D. 298,163 10/1988 Downs ..... D23/287
- 2,584,860 2/1952 Galley ..... 4/633
- 3,427,665 2/1969 Kaiser ..... 4/640

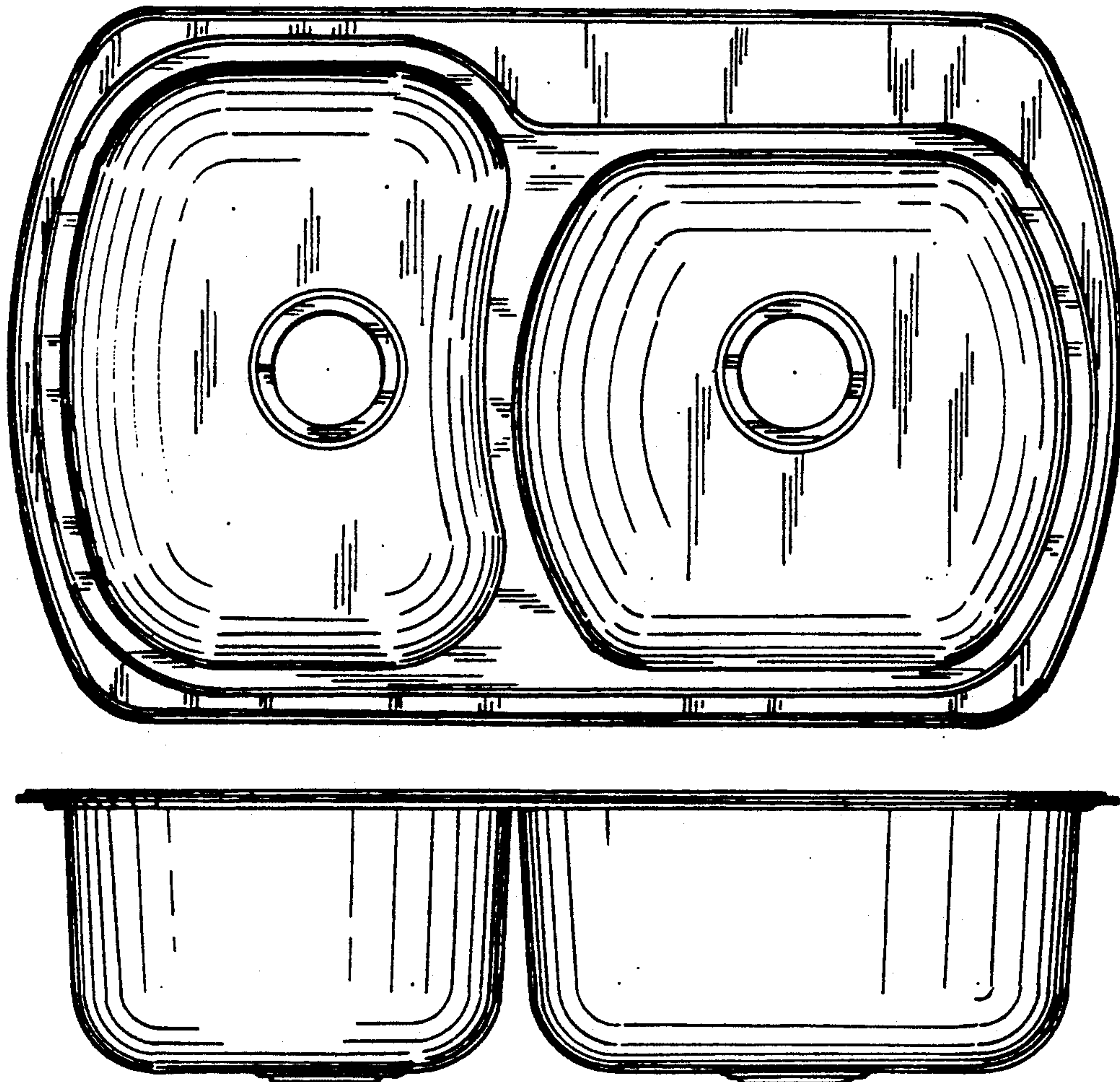
*Primary Examiner*—James R. Largen  
*Attorney, Agent, or Firm*—McCaleb, Lucas & Brugman

[57] **CLAIM**

The ornamental design for a double bowl sink, as shown.

**DESCRIPTION**

FIG. 1 is a top plan view of a double bowl sink showing our new design;  
FIG. 2 is a front elevational view thereof;  
FIG. 3 is a rear elevational view thereof;  
FIG. 4 is a bottom plan view thereof;  
FIG. 5 is a left side elevational view thereof; and  
FIG. 6 is a right side elevational view thereof.



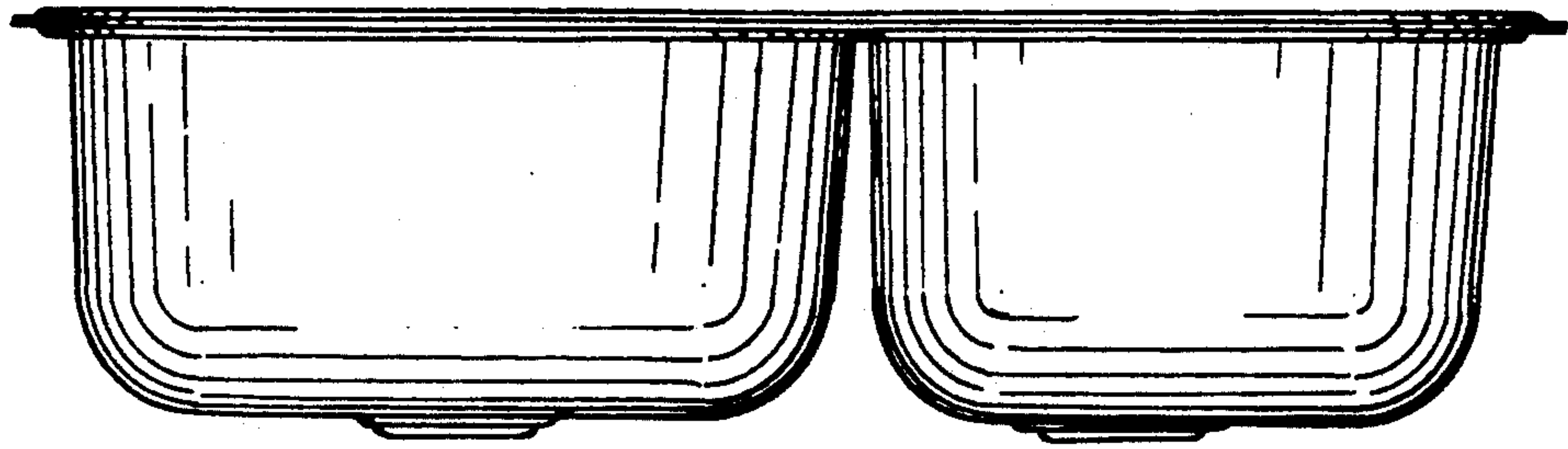


FIG. 3

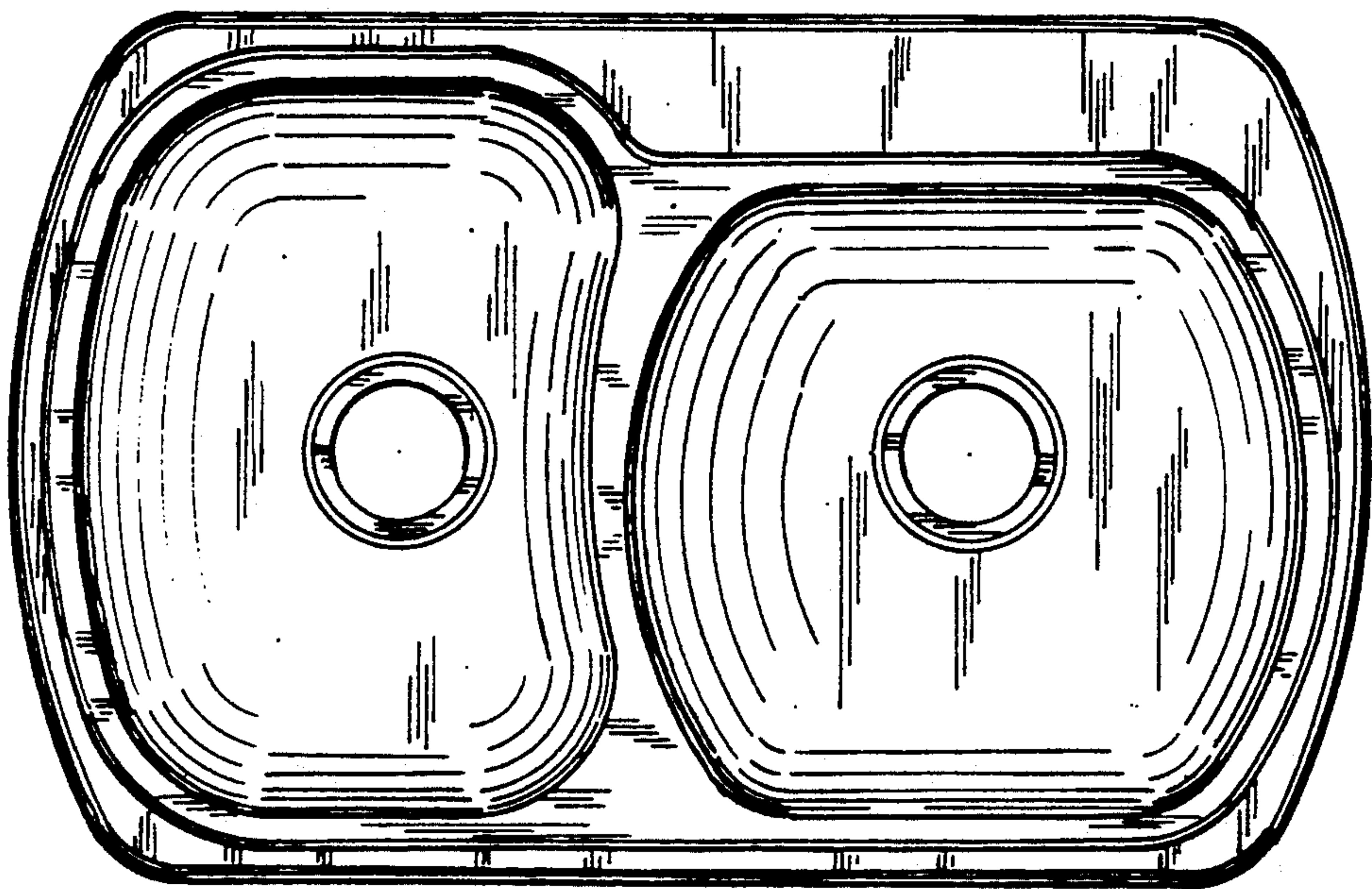


FIG. 1

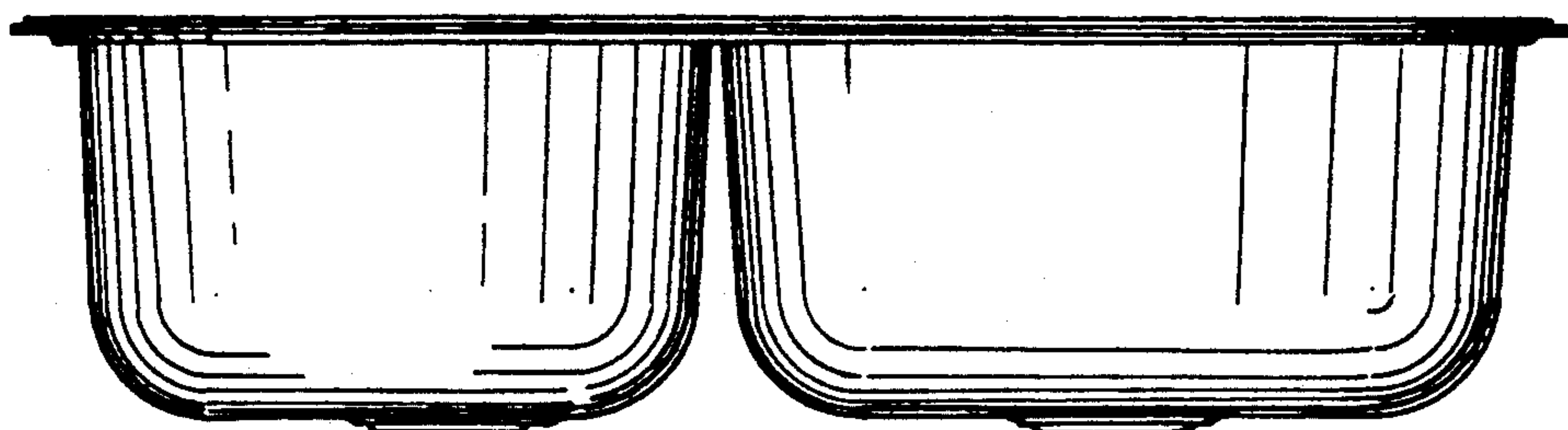


FIG. 2




FIG. 5

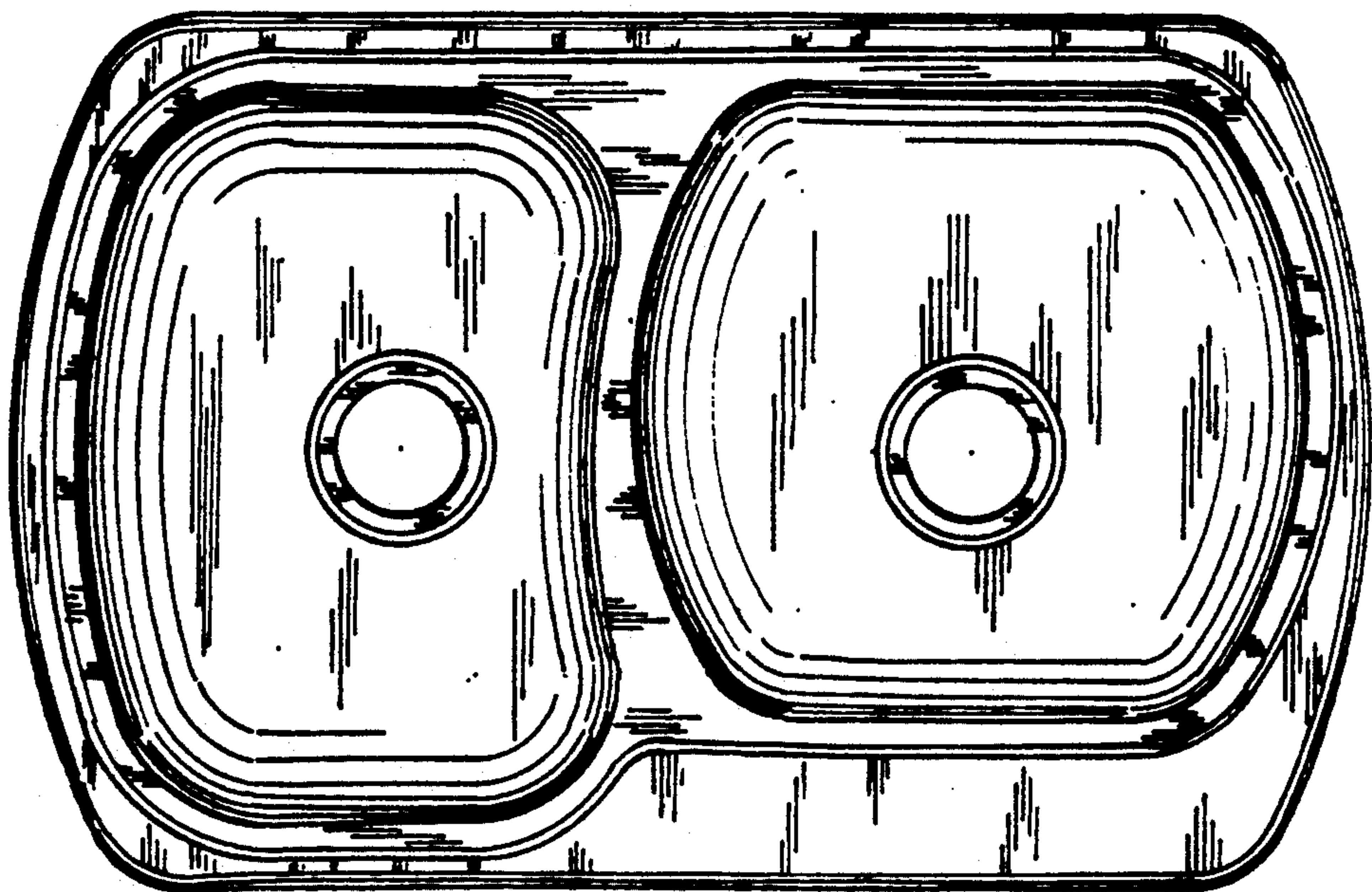


FIG. 4




FIG. 6