



US00D324094S

# United States Patent [19]

[11] Patent Number: **Des. 324,094**

Rodriguez

[45] Date of Patent: **\*\* Feb. 18, 1992**

[54] **COMBINED HAND-HELD SHOWER HEAD AND SUPPORT THEREFOR**

[56] **References Cited**

[75] Inventor: **Jean-Jacques Rodriguez, Douvaine, France**

### U.S. PATENT DOCUMENTS

- D. 253,069 10/1979 Ogilvie ..... D23/223
- D. 267,812 2/1983 Haug ..... D23/229
- D. 268,610 4/1983 Thompson ..... D23/223
- D. 315,015 2/1991 Geneve et al. .... D23/229
- 4,674,687 6/1987 Smith et al. .... 239/447

[73] Assignee: **Kugler, Fonderie et Robinetterie SA, Geneva, Switzerland**

*Primary Examiner*—Susan J. Lucas  
*Assistant Examiner*—M. H. Tung  
*Attorney, Agent, or Firm*—Young & Thompson

[\*\*] Term: **14 Years**

### [57] CLAIM

[21] Appl. No.: **563,983**

The ornamental design for a combined hand-held shower head and support therefor, as shown.

[22] Filed: **Aug. 7, 1990**

### DESCRIPTION

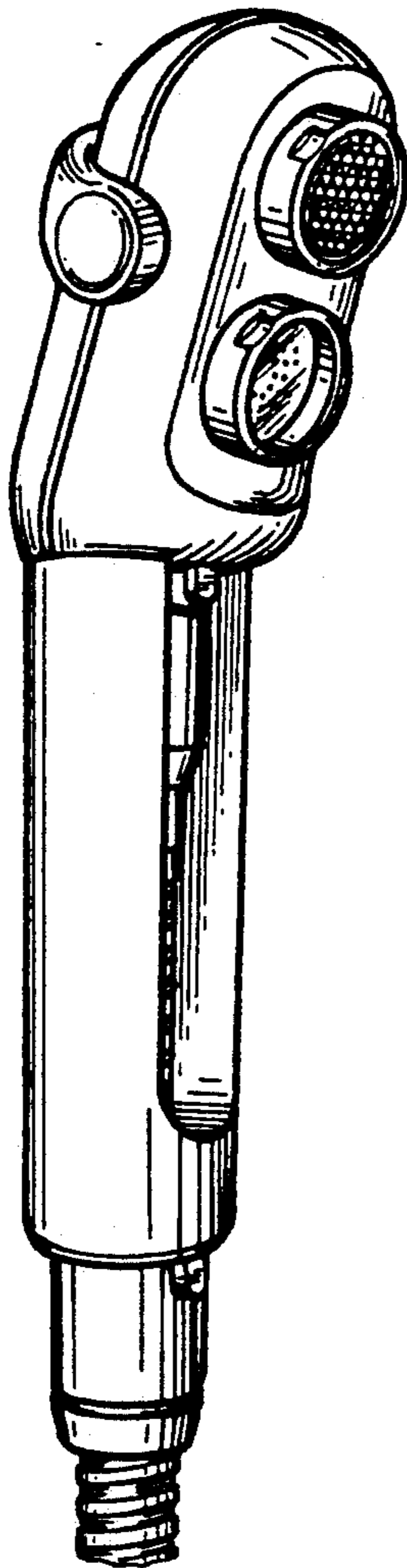
[30] **Foreign Application Priority Data**

Feb. 14, 1990 [IB] Int'l Pat. Institute ... DMA/001189

[52] U.S. Cl. .... **D23/223**

[58] Field of Search ..... **D23/213, 223-229;**  
4/191-192, 567-570, 599-603, 596, 615;  
239/276, 280-283, 288.5, 310, 443-449,  
456-460, 525, 550-552, 556-559, 567-569, 581.1

FIG. 1 is a perspective view of a hand-held shower head showing my new design;  
FIG. 2 is a front elevational view thereof;  
FIG. 3 is a rear elevational view thereof;  
FIG. 4 is a left side elevational view thereof;  
FIG. 5 is a right side elevational view thereof; and  
FIG. 6 is a top plan view thereof.



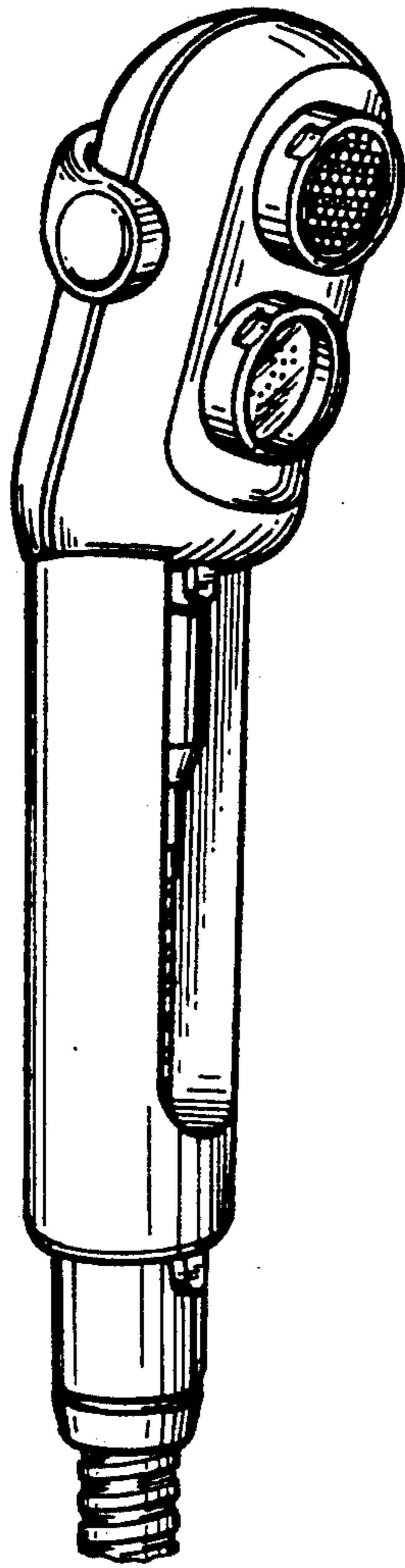


FIG. 1

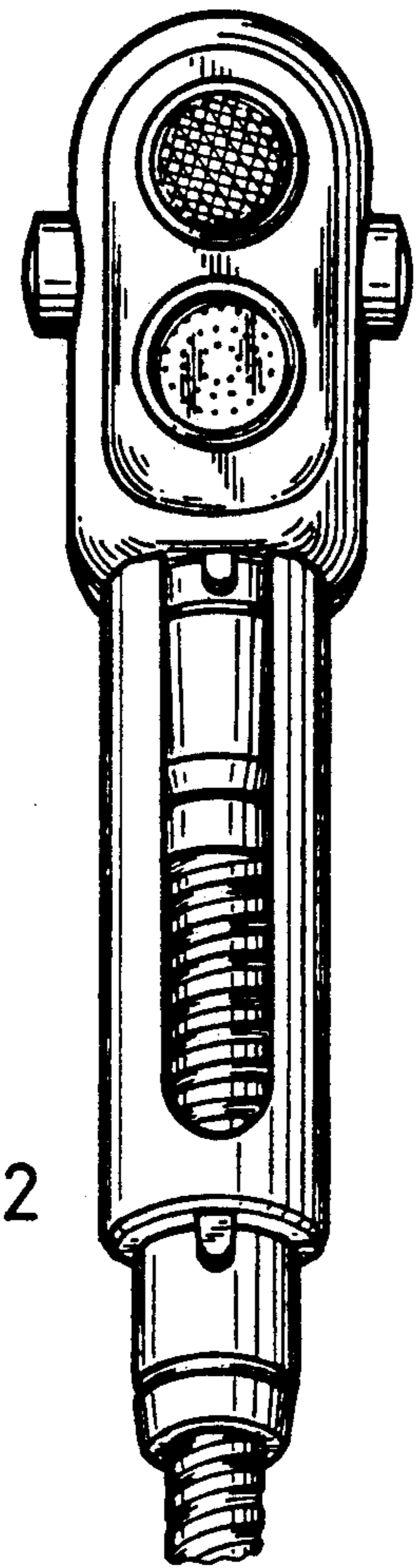


FIG. 2

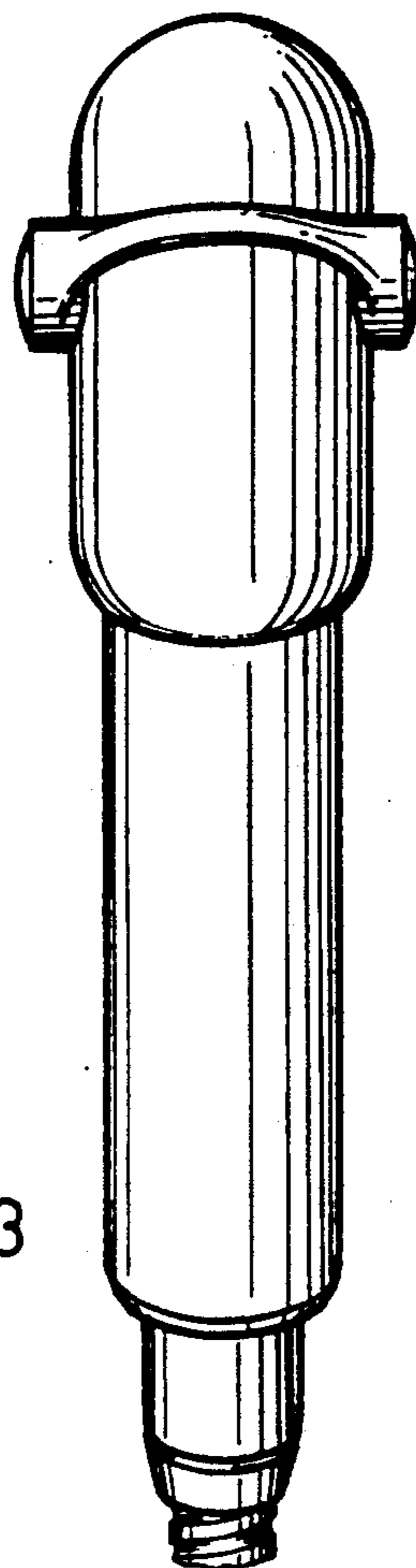


FIG. 3

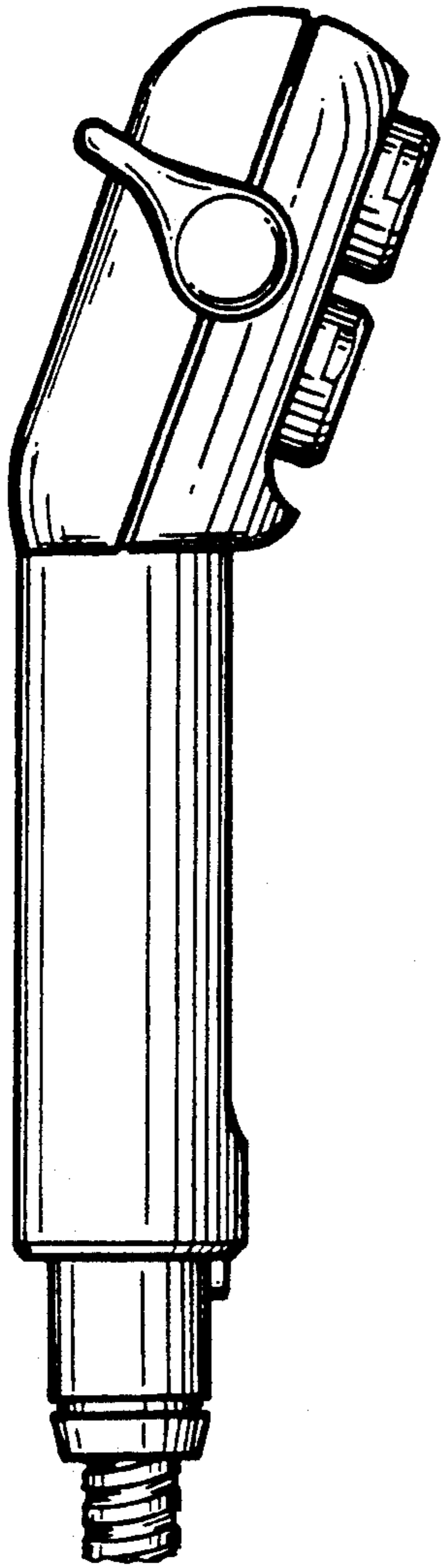


FIG. 4

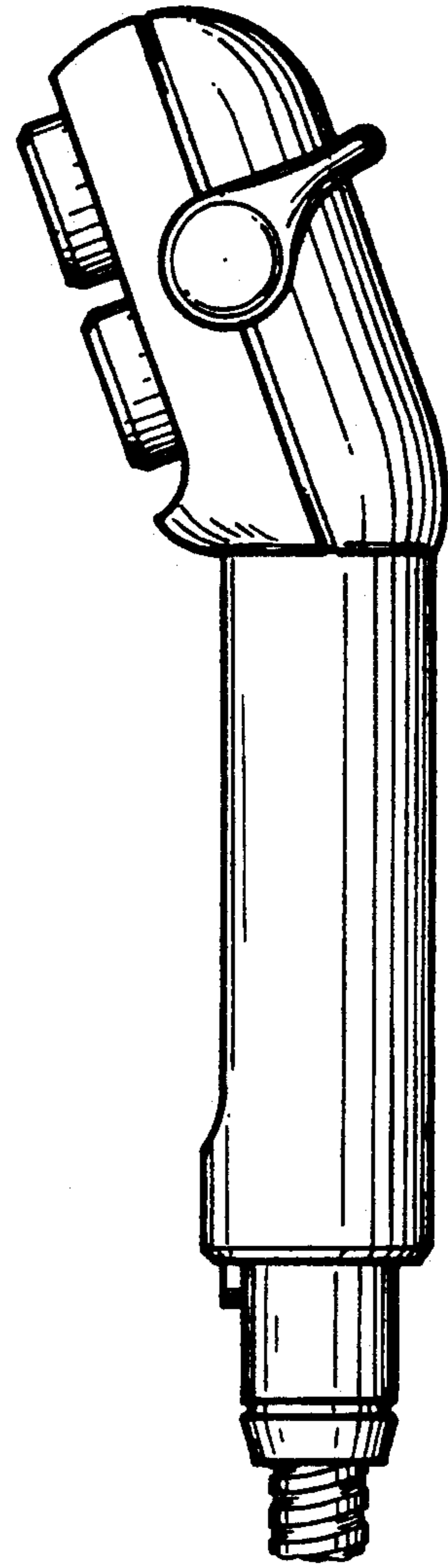


FIG. 5

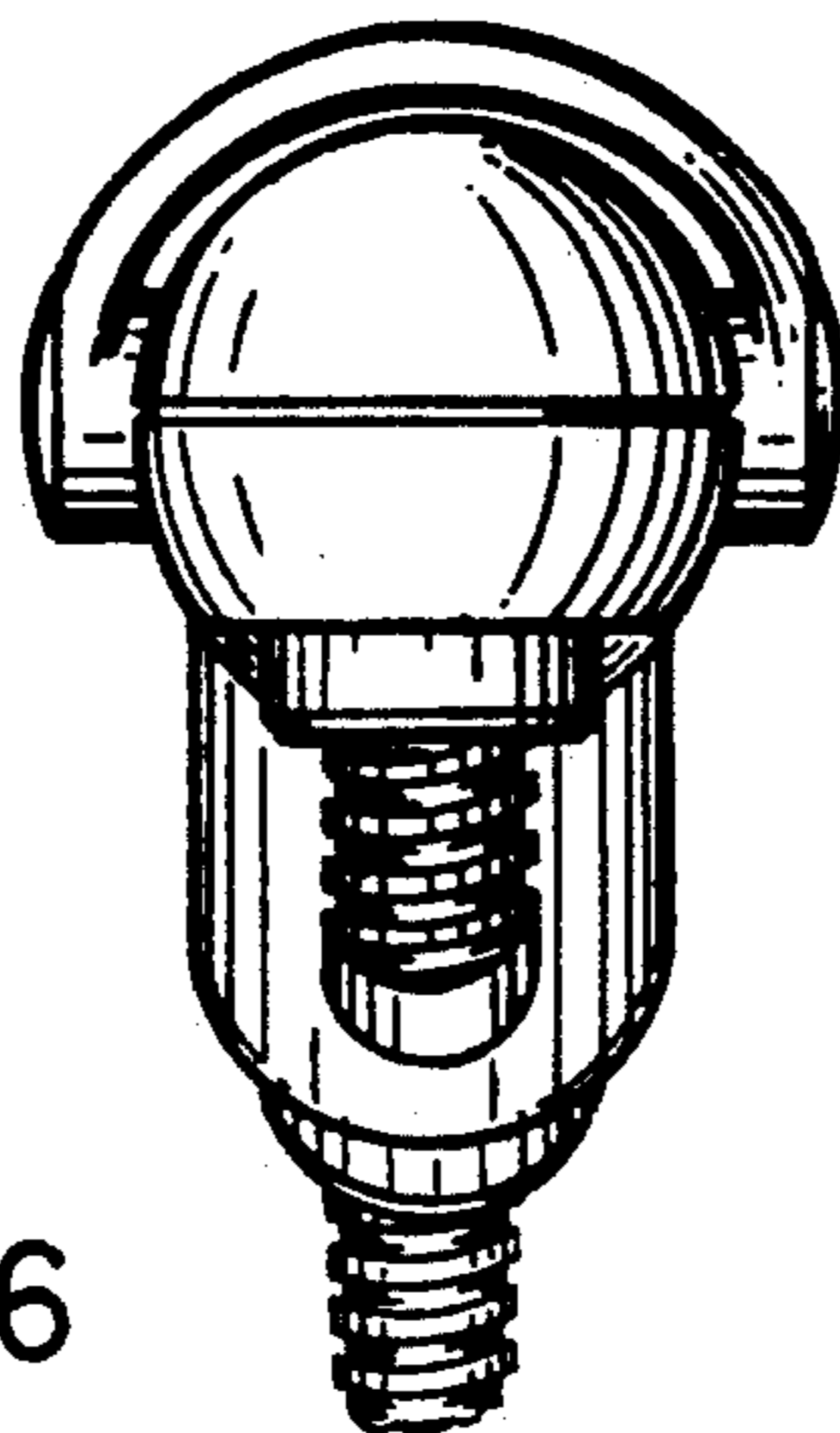


FIG. 6