



US00D324071S

United States Patent [19]

Rousseau

[11] Patent Number: Des. 324,071
[45] Date of Patent: ** Feb. 18, 1992

[54] WRITING INSTRUMENT

[75] Inventor: Xavier Rousseau, Paris, France
[73] Assignee: S.T. Dupont, Paris, France
[**] Term: 14 Years
[21] Appl. No.: 144,864
[22] Filed: Jan. 15, 1988

[30] Foreign Application Priority Data

Jul. 24, 1987 [FR] France 87 4387
[52] U.S. Cl. D19/51; D19/43;
D19/48; D19/56; D19/57
[58] Field of Search D19/35, 36, 41-51,
D19/54-58; 401/209, 243, 244, 245, 246, 247,
99-104

[56] References Cited

U.S. PATENT DOCUMENTS

D. 242,855	12/1976	Grinberg	D19/49
D. 258,069	1/1981	Malamoud	D19/48
D. 274,338	6/1984	Malamoud	D19/51
D. 274,339	6/1984	Malamoud	D19/57
D. 274,628	7/1984	Malamoud	D19/51

OTHER PUBLICATIONS

Fahrney's Pens Inc. 1983-1984, See page 5, item I, item J.

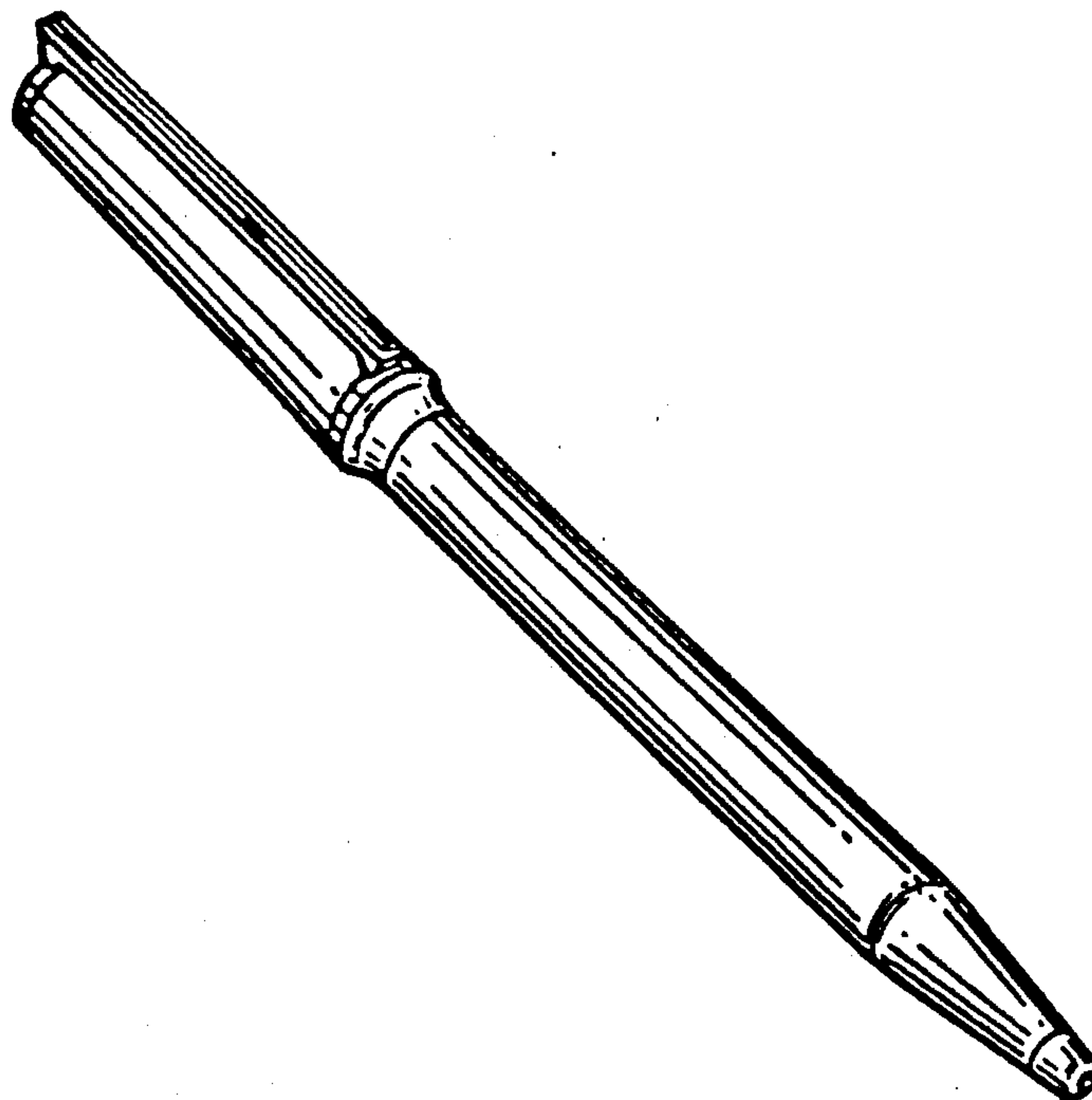
Primary Examiner—Bruce W. Dunkins
Assistant Examiner—Martha Thompson
Attorney, Agent, or Firm—Ladas & Parry

[57] CLAIM

The ornamental design for a writing instrument, as shown and described.

DESCRIPTION

FIG. 1 is a right side elevational view of a writing instrument showing my new design;
FIG. 2 is a left side elevational view;
FIG. 3 is a front elevational view;
FIG. 4 is a right side elevational view;
FIG. 5 is a bottom plan view;
FIG. 6 is a top plan view; and
FIG. 7 is a bottom, left front perspective view thereof.
The design is characterized by the combination on the pen disclosed and is comprised of the proportionately shorter cap having an outward taper at the lower end thereof, in association with the flared ring portion at the top of the barrel section, all as best illustrated in FIGS. 1 and 4.






FIG. 1




FIG. 2




FIG. 3




FIG. 4



FIG. 5



FIG. 6

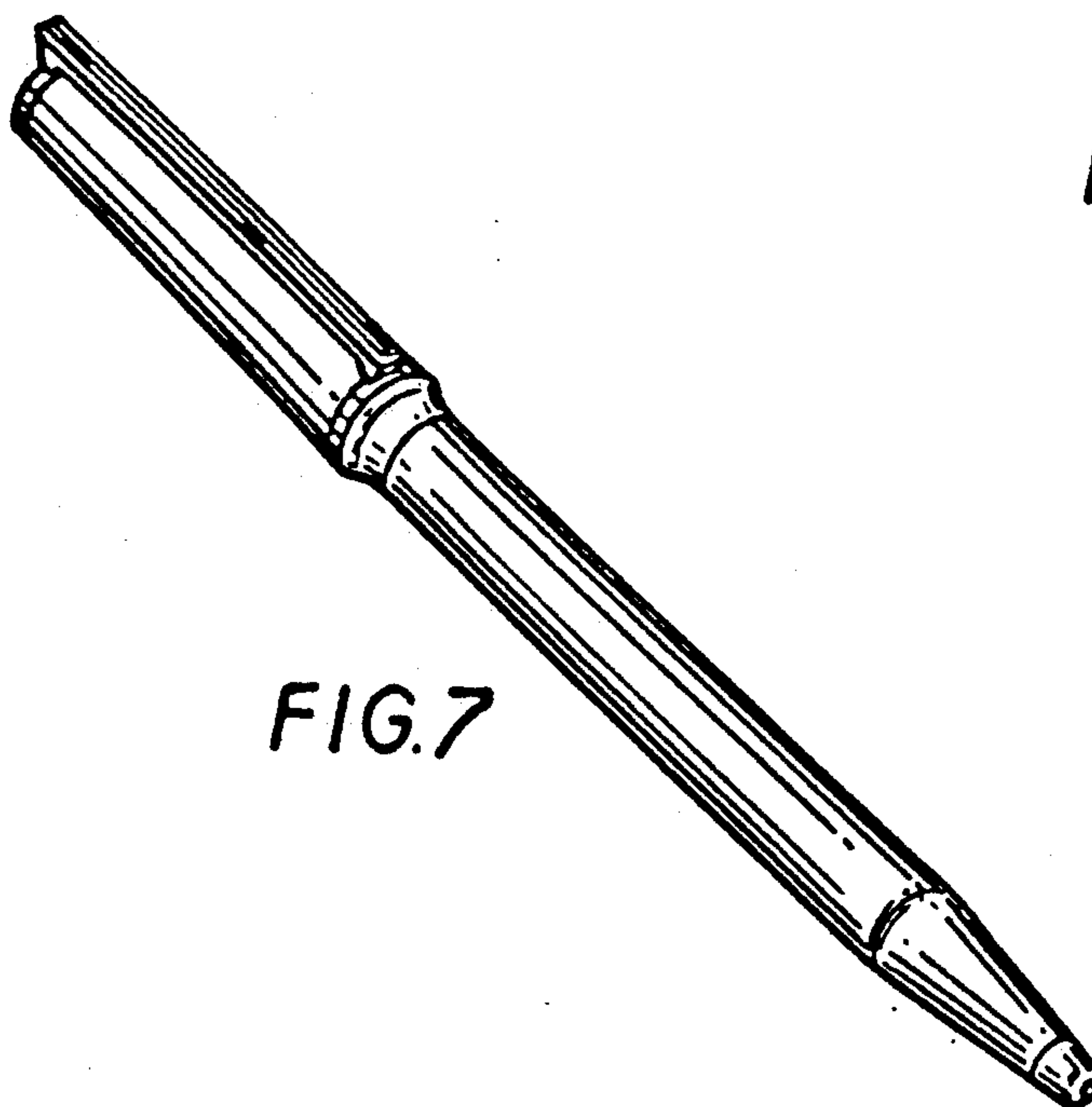


FIG. 7