



US00D324069S

# United States Patent [19]

[11] Patent Number: **Des. 324,069**

**Katami**

[45] Date of Patent: **\*\* Feb. 18, 1992**

[54] **LEAD HOLDER**

[75] Inventor: **Kazunori Katami**, Tokyo, Japan

[73] Assignee: **Tombow Pencil Co., Ltd.**, Tokyo, Japan

[\*\*] Term: **14 Years**

[21] Appl. No.: **507,343**

[22] Filed: **Apr. 9, 1990**

[30] **Foreign Application Priority Data**

Oct. 19, 1989 [JP] Japan ..... 1-38237

[52] U.S. Cl. .... **D19/50; D19/45; D19/54; D19/56; D19/55**

[58] Field of Search ..... **D19/35, 36, 41-51, D19/54-58, 81-85; 401/88, 55, 68, 91, 195, 116**

[56] **References Cited**

**U.S. PATENT DOCUMENTS**

- D. 23,502 7/1894 McIntyre ..... D19/50 X
- D. 24,798 10/1895 Wood ..... D19/56
- D. 144,474 4/1946 Winslow ..... D19/50 X
- D. 179,538 1/1957 Harper et al. .... D19/49
- D. 269,016 5/1983 Garganese ..... D19/45
- D. 280,421 9/1985 Giugiaro ..... D19/51 X
- D. 303,992 10/1989 Grötsch ..... D19/53
- D. 306,458 3/1990 Lecce ..... D19/47 X
- D. 312,478 11/1990 Lecce ..... D19/49

- D. 321,207 10/1991 Granoff ..... D19/49
- 1,701,771 2/1929 DiStefano ..... 401/99 X
- 1,825,895 10/1931 Younghusband ..... 401/99 X

**FOREIGN PATENT DOCUMENTS**

697084 9/1953 United Kingdom ..... 401/104

**OTHER PUBLICATIONS**

Visual Systems Co., Inc. ©1988, p. 164, see Staedtler 780 lead holder lower left center.

Visual Systems Co. Inc. ©1988, p. 164, see Staedtler Mars 788 lead holder lower left.

*Primary Examiner*—Bruce W. Dunkins

*Assistant Examiner*—Martha Thompson

*Attorney, Agent, or Firm*—Townsend & Townsend

[57] **CLAIM**

The ornamental design for a lead holder, as shown and described.

**DESCRIPTION**

FIG. 1 is a top, left front perspective view of a lead holder showing my new design;

FIG. 2 is a top plan view;

FIG. 3 is a front elevational view;

FIG. 4 is a right side elevational view, the left side being a mirror image thereof;

FIG. 5 is a rear elevational view; and

FIG. 6 is a bottom plan view thereof.






FIG. 2.




FIG. 1.



FIG. 3.

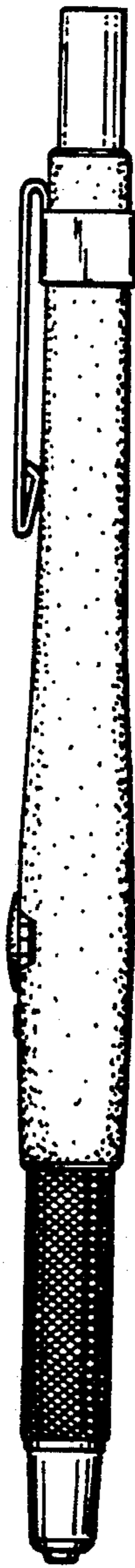


FIG. 4.




FIG. 5.



FIG. 6.