



US00D324062S

United States Patent [19]

[11] Patent Number: **Des. 324,062**

Bengtsson

[45] Date of Patent: **** Feb. 18, 1992**

[54] STAMP

[75] Inventor: **Lars Bengtsson, Falkenberg, Sweden**

[73] Assignee: **Boras Stampfabrik AB, Sweden**

[**] Term: **14 Years**

[21] Appl. No.: **425,590**

[22] Filed: **Oct. 23, 1989**

[30] **Foreign Application Priority Data**

Apr. 21, 1989 [SE] Sweden 891001

[52] U.S. Cl. **D18/15; D18/14; D19/65; D19/71**

[58] Field of Search **D19/65, 70, 71, 75; D18/13-15, 17, 18, 22; D11/157; 101/111, 125, 105, 101, 327, 334, 368, 371-373, 405, 406**

[56] **References Cited**

U.S. PATENT DOCUMENTS

D. 246,530 11/1977 Zeischegg D19/75
D. 249,089 8/1978 Studley D11/157 X

D. 261,897 11/1981 Bengtsson D18/15
D. 280,910 10/1985 Fujikura D18/15
D. 284,014 5/1986 Iwasaki et al. D18/15
D. 311,022 10/1990 Leszczak D18/15
2,950,676 8/1960 Weissman et al. 101/334
3,101,048 8/1963 Carlsen 101/125
3,158,006 11/1964 Arnold D18/15 X

Primary Examiner—Bruce W. Dunkins
Assistant Examiner—Martha Thompson
Attorney, Agent, or Firm—Ostrolenk, Faber, Gerb & Soffen

[57] **CLAIM**

The ornamental design for a stamp, as shown and described.

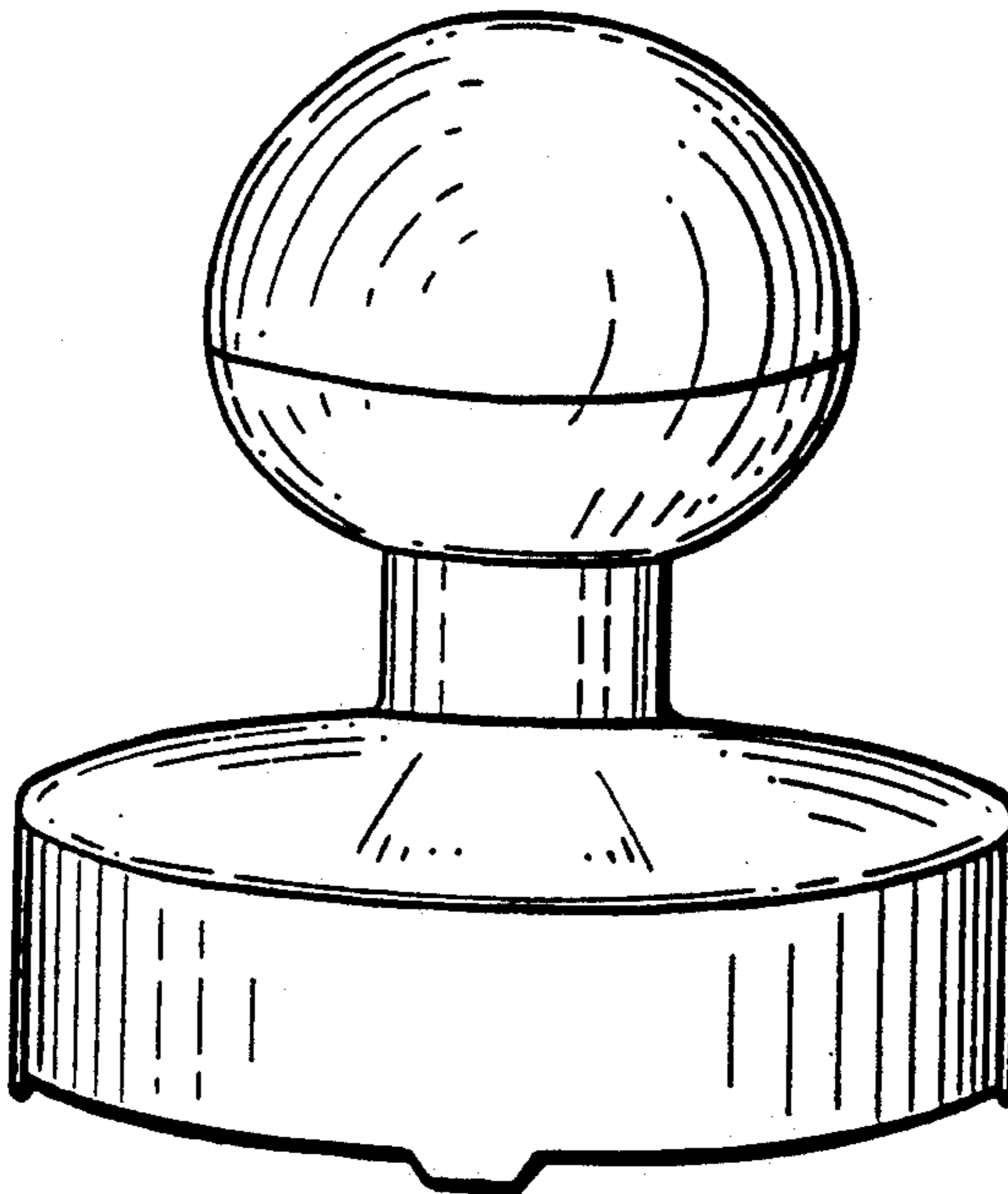
DESCRIPTION

FIG. 1 is a top front perspective view of a stamp showing my new design, the rear view being identical thereto;

FIG. 2 is a bottom perspective view thereof;

FIG. 3 is a top plan view thereof; and

FIG. 4 is a bottom plan view thereof.



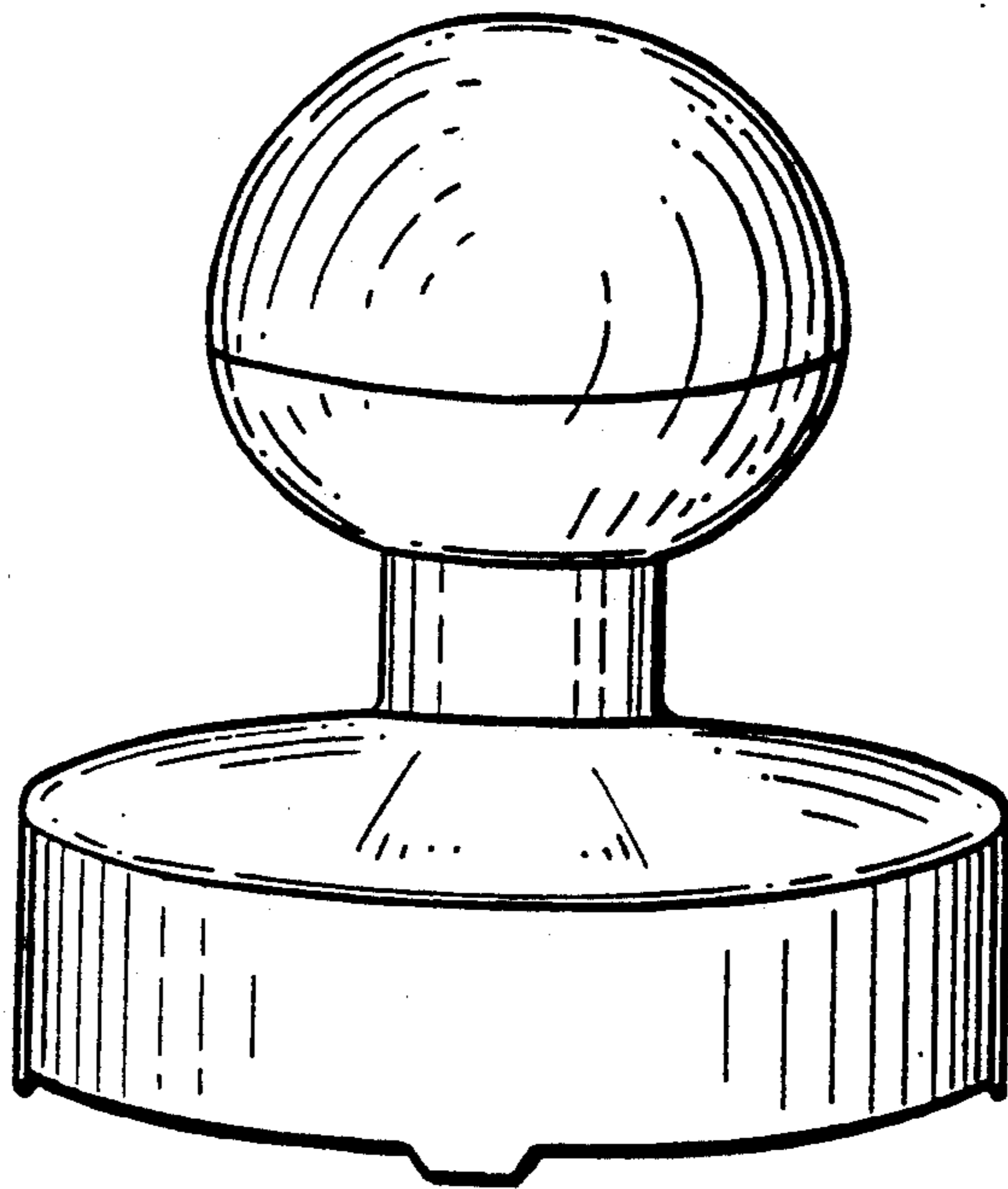


Fig. 1

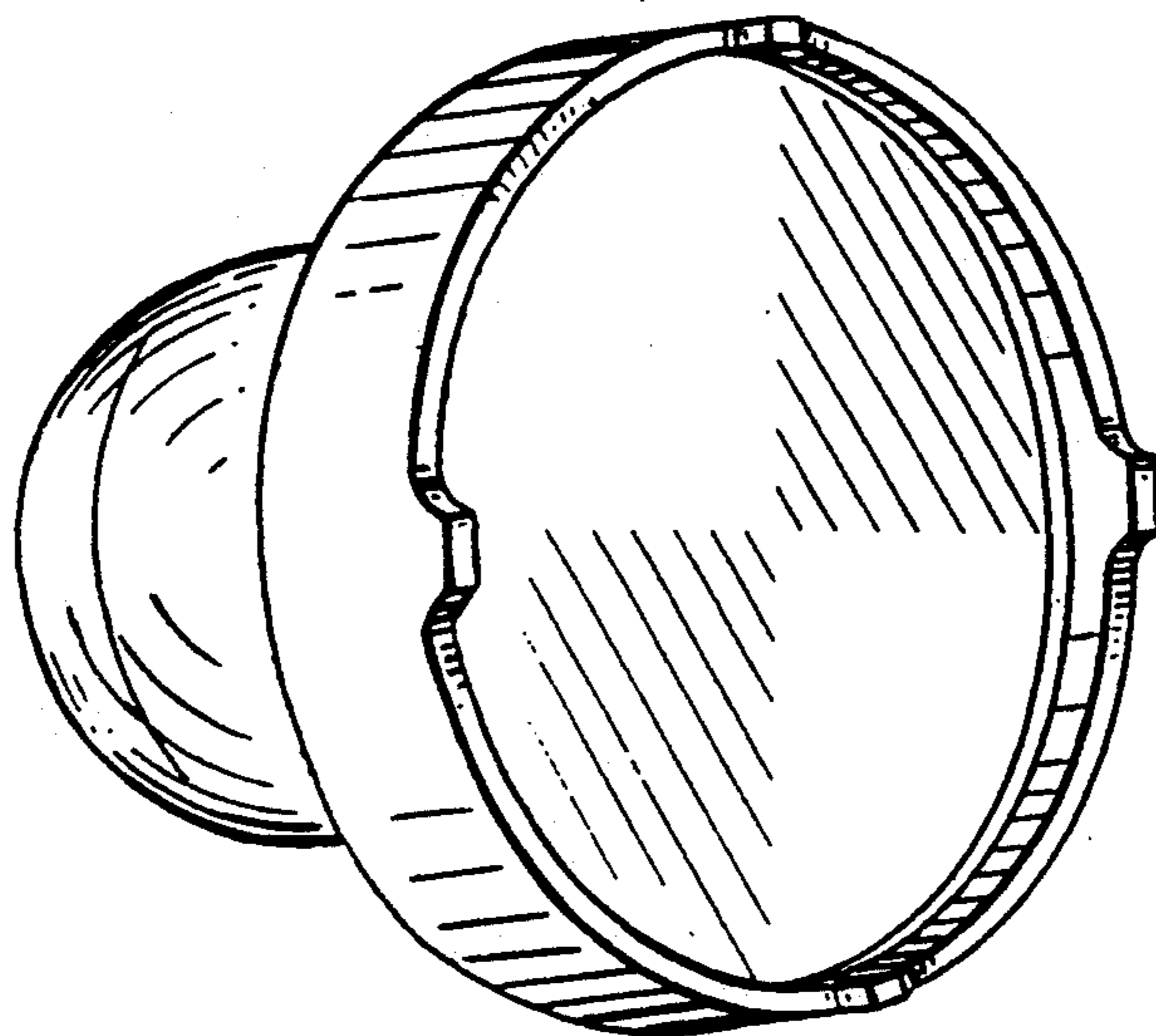


Fig. 2




Fig. 3

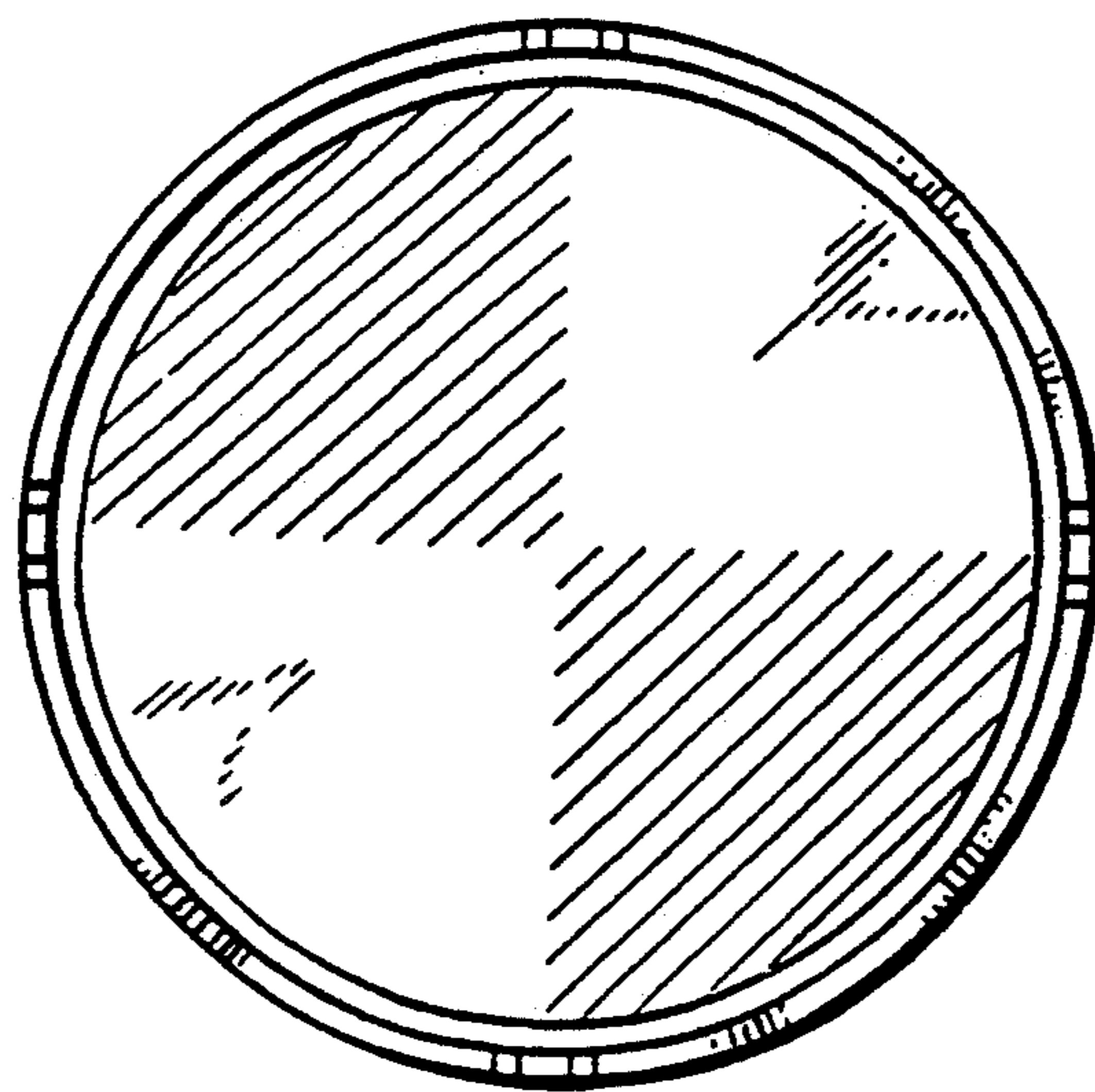


Fig. 4